


CONNECTICUT – 2011

ANNUAL REPORT OF THE STATE COMPTROLLER

BUDGETARY BASIS



KEVIN LEMBO
STATE COMPTROLLER

ACCOUNTING BASIS OF THE REPORT

This report has been prepared on a modified cash basis of accounting, consistent with the prior fiscal year.

Expenditures are charged against appropriations of the year in which they are paid.

Revenues are recognized when received except, in the General and Transportation Funds, for certain accrued taxes and Indian gaming payments which are recognized when earned. The amount of accrued taxes and Indian gaming payments recorded at June 30, 2011, and June 30, 2010, are as follows:

	Fiscal Year Ended June 30, (In Thousands)	
	<u>2011</u>	<u>2010</u>
<u>General Fund</u>		
Taxes:		
Personal Income	\$ 470,085	\$ 476,774
Sales and Use	333,093	322,518
Petroleum Companies	101,758	70,620
Public Service Corporations	64,302	65,147
Corporation	27,049	20,701
Nursing Home Provider	28,182	28,105
Real Estate Conveyance	16,013	14,616
Cigarettes	19,861	19,480
Alcoholic Beverages	5,624	5,207
Rents, Fines and Escheats	11,282	-
Indian Gaming Payments	<u>28,821</u>	<u>28,975</u>
Total General Fund	<u>1,106,070</u>	<u>1,052,143</u>
<u>Transportation Fund</u>		
Gasoline	31,421	32,597
Special Motor Fuel	9,685	9,840
Motor Carrier Road	<u>1,712</u>	<u>1,578</u>
Total Transportation Fund	<u>42,818</u>	<u>44,015</u>
Totals	<u>\$ 1,148,888</u>	<u>\$ 1,096,158</u>



State of Connecticut

Public Document No. 1

REPORT OF THE

State Comptroller

TO THE

Governor


For the Fiscal Year Ended June 30, 2011

HARTFORD
PUBLISHED BY THE STATE

This publication will be made available, upon request, in large print, Braille or audio cassette pursuant to the requestor's requirements.

TABLE OF CONTENTS

Accounting Basis of the Report.....	Inside Front Cover
Letter of Transmittal.....	3
Independent Auditors' Report.....	5
 Exhibits and Schedules	
All Funds.....	9
General Fund.....	15
Special Revenue Funds (Includes Transportation Fund and Grant Funds).....	31
Debt Service Funds.....	61
Capital Projects Funds.....	65
Internal Service Funds.....	87
Enterprise Funds.....	91
Fiduciary Funds.....	95
Sundry.....	101
Office of the State Comptroller Organization Chart.....	107



**STATE OF CONNECTICUT
OFFICE OF THE STATE COMPTROLLER
55 ELM STREET
HARTFORD, CONNECTICUT
06106-1775**

**Kevin Lembo
State Comptroller**

**Martha Carlson
Deputy Comptroller**

LETTER OF TRANSMITTAL

December 31, 2011

The Honorable Dannel P. Malloy
Governor of the State of Connecticut
State Capitol
Hartford, Connecticut

Dear Governor Malloy:

I write to provide you with the General Fund and Transportation Fund financial statements for Fiscal Year 2011. These statements have been audited by the State Auditors of Public Accounts.

After all transfers and release of fund balance reserves, Fiscal Year 2011 ended with a General Fund surplus of \$236,922,515. However, if prior year fund reserves had not been available for use in Fiscal Year 2011, the General Fund would have ended the year with a deficit of \$212,946,074. In addition, in the absence of non-recurring revenue sources such as federal stimulus dollars and one-time transfers the General Fund deficit would have exceeded one billion dollars. With the exception of \$14.5 million that is contractually obligated to the OPEB Trust Fund, Section 511 of PA 09-3 JSS requires reservation of the surplus balance for payment toward \$915.8 million of 2009 Economic Recovery Notes. The Transportation Fund ended Fiscal Year 2011 with a fund balance of \$107,365,132.

General Fund spending in Fiscal Year 2011 was up by more than \$600 million or 3.7 percent over last fiscal year. General Fund grants to towns increased by less than 1 percent during the fiscal year. General Fund grants to other than towns, which include residential care payments, foster care services, homeless grants and health care services such as Medicaid, grew in excess of \$400 million or 6.2 percent in Fiscal Year 2011. Personal Services such as wages and salaries rose by 1.2 percent over last fiscal year. All of the remaining components of General Fund spending increased by about 3 percent.

General Fund revenues were flat in Fiscal Year 2011 growing by 0.1 percent. The slow growth was primarily due to a reduction in one-time revenue sources. General Fund tax revenues in Fiscal Year 2011 were up a solid \$1.5 billion or 10.6 percent. The personal income tax, the largest single tax category, expanded by over \$660 million from the prior fiscal year due largely to strong financial markets. With the exception of the real estate conveyance tax, all major tax categories outperformed the prior year.

The national economy as measured by real GDP grew at a moderate rate of just over 2 percent during the first two quarters of Fiscal Year 2011 before slowing sharply in the second half of the fiscal year. Second half growth was about half of the first half level. This is consistent with Connecticut's job performance, which expanded by 15,200 payroll jobs during Fiscal Year 2011 with most of the gain coming during the first six months of the fiscal year.

The Honorable Dannel P. Malloy
December 31, 2011

In Fiscal Year 2011, Connecticut weekly earnings increased at a 3.3 percent rate. The State's personal income has been growing at a rate in excess of 4 percent.

The stock market realized double digit gains over the course of the fiscal year. The Dow increased by 25 percent as recessionary pressures eased. Historic growth was posted in corporate profits in calendar year 2010 with solid results continuing into the first quarter of 2011.

Retail sales were strong throughout Fiscal Year 2011 growing by more than 8 percent. The personal savings rate declined steadily during most of fiscal year. The higher store sales helped to boost Connecticut's Fiscal Year 2011 sales tax revenues by 4.7% from a year ago.

The State's housing sector continued to struggle in Fiscal Year 2011. New housing permits declined 5 percent from already depressed levels and existing home sales fell 19 percent during the fiscal year with quarterly sales at about half of the 2005 level.

After declining in 2009, Connecticut's export sector rebounded with solid growth in 2010 continuing into 2011 with double digit growth.


The figures in this report are presented on the budgetary basis of accounting and are formulated in accordance with legislative requirements. The report is not intended to provide a comprehensive picture of state finance but is rather a presentation of legal activity within the funds. A separate report is produced by my office for purposes of full financial disclosure in accordance with generally accepted accounting standards. That report is entitled the *Comprehensive Annual Financial Report* and is available in February.

Sincerely,

A handwritten signature in cursive script that reads "Kevin Lembo".

Kevin Lembo
State Comptroller

STATE OF CONNECTICUT



AUDITORS OF PUBLIC ACCOUNTS

STATE CAPITOL

210 CAPITOL AVENUE

HARTFORD, CONNECTICUT 06106-1559

JOHN C. GERAGOSIAN

ROBERT M. WARD

INDEPENDENT AUDITORS' REPORT

Governor Dannel P. Malloy
Members of the General Assembly

We have audited the accompanying combined civil list financial statements of the State of Connecticut as of and for the year ended June 30, 2011, as listed in the Table of Contents of the *Annual Report of the State Comptroller*. These combined civil list financial statements are the responsibility of the State's management. Our responsibility is to express an opinion on these combined civil list financial statements based on our audit. We did not audit the financial statements of the Special Transportation Fund which represent 11 percent and 17 percent, respectively, of the assets and receipts of the Special Revenue Funds; we did not audit the financial statements of the Transportation Special Tax Obligations Fund, which represent 92 percent and 97 percent, respectively, of the assets and receipts of the Debt Service Funds; and we did not audit the financial statements of the Clean Water Fund-Federal Account, and the Drinking Water Fund-Federal Account, which represent 88 percent and 26 percent, respectively, of the assets and receipts of the Enterprise Funds. Those financial statements were audited by other auditors whose reports thereon have been furnished to us, and our opinion, insofar as it relates to the amounts included for the aforementioned funds and accounts, is based solely on the reports of other auditors. All of the aforementioned audits were conducted in accordance with auditing standards generally accepted in the United States of America. In addition, all of the aforementioned audits were conducted in accordance with standards applicable to financial audits contained in *Government Auditing Standards*, issued by the Comptroller General of the United States.

We conducted our audit in accordance with auditing standards generally accepted in the United States of America and the standards applicable to financial audits contained in *Government Auditing Standards*, issued by the Comptroller General of the United States. Those standards require that we plan and perform the audit to obtain reasonable assurance about whether the financial statements are free of material misstatement. An audit includes examining, on a test basis, evidence supporting the amounts and disclosures in the combined civil list financial statements. An audit also includes assessing the accounting principles used and significant estimates made by management, as well as evaluating the overall combined civil list financial statement presentation. We believe that our audit and the reports of other auditors provide a reasonable basis for our opinion.

As discussed in the note presented on the inside cover of the *Annual Report of the State Comptroller*, the State of Connecticut has prepared these financial statements using accounting practices prescribed by the State Comptroller, which practices differ from accounting principles generally accepted in the United States of America. The effects on the financial statements of the variances between these regulatory accounting practices and accounting principles generally accepted in the United States of America, although not reasonably determinable, are presumed to be material.

The financial statements referred to above present only the civil list funds of the State of Connecticut on a budgetary basis and are not intended to present fairly the financial position and results of operations of the State of Connecticut in conformity with accounting principles generally accepted in the United States of America. Management has not presented government-wide financial statements to display the financial position and changes in financial position of its governmental activities, business-type activities, and discretely prepared component units. Management also has not provided notes to the financial statements, a management discussion and analysis, and information on depreciation expense, disclosure of all types of debt and infrastructure assets on the financial statements. All of which has been determined as necessary by accounting principles generally accepted in the United States of America.

In our opinion, because of the effects of the matters discussed in the preceding paragraphs, the financial statements referred to above do not present fairly the financial position of the State of Connecticut, as of June 30, 2011, or the changes in financial position, or where applicable its cash transactions for the year then ended, in conformity with accounting principles generally accepted in the United States of America,

In our opinion, based on our audit and the reports of other auditors, the financial statements referred to above present fairly, in all material respects, the respective financial position of the combined civil list funds as of June 30, 2011, and the cash transactions of such funds for the year then ended, in conformity with the basis of accounting described in the note presented on the inside cover of the *Annual Report of the State Comptroller*.


In accordance with *Government Auditing Standards*, we have also issued our report dated December 30, 2011, on our consideration of the State of Connecticut's internal control over financial reporting and on our tests of its compliance with certain provisions of laws, regulations, contracts and grants. The purpose of that report is to describe the scope of our testing of internal control over financial reporting and compliance and the results of that testing, and not to provide an opinion on internal control over financial reporting or on compliance. That report is an integral part of an audit performed in accordance with *Government Auditing Standards* and should be read in conjunction with this report in considering the results of our audit.

Our audit was performed for the purpose of forming an opinion on the combined civil list financial statements of the State of Connecticut taken as a whole. The combining and individual fund and account group financial statements and schedules, included in the *Annual Report of the State Comptroller*, are presented for purposes of additional analysis and are not a required part of the combined civil list financial statements. Such information has been subjected to the auditing procedures applied in the audit of the combined civil list financial statements and, in our opinion, is fairly presented, in all material respects, in relation to the combined civil list financial statements taken as a whole.

We did not audit the data included in the sundry section of the *Annual Report of the State Comptroller*, and accordingly, express no opinion thereon.




John C. Geragosian
Auditor of Public Accounts



Robert M. Ward
Auditor of Public Accounts

December 30, 2011
State Capitol
Hartford, Connecticut

STATE OF CONNECTICUT



AUDITORS OF PUBLIC ACCOUNTS

STATE CAPITOL

210 CAPITOL AVENUE

HARTFORD, CONNECTICUT 06106-1559

JOHN C. GERAGOSIAN

ROBERT M. WARD

INDEPENDENT AUDITORS' REPORT
ON INTERNAL CONTROL OVER FINANCIAL REPORTING AND ON COMPLIANCE AND
OTHER MATTERS BASED ON AN AUDIT OF FINANCIAL STATEMENTS PERFORMED IN
ACCORDANCE WITH *GOVERNMENT AUDITING STANDARDS*

Governor Dannel P. Malloy
Members of the General Assembly

We have audited the combined civil list financial statements of the State of Connecticut, as of and for the year ended June 30, 2011 and have issued our report thereon dated December 30, 2011. Our report includes a qualified opinion. Our report also includes a reference to other auditors. We conducted our audit in accordance with auditing standards generally accepted in the United States of America and the standards applicable to financial audits contained in *Government Auditing Standards*, issued by the Comptroller General of the United States. Other auditors audited the financial statements of the Special Transportation Fund, the Transportation Special Tax Obligations Fund, the Clean Water Fund-Federal Account, and the Drinking Water Fund-Federal Account, as described in our report on the State of Connecticut's civil list financial statements. This report does not include the results of the other auditors' testing of internal control over financial reporting or compliance and other matters that are reported on separately by those auditors.

Internal Control Over Financial Reporting:

Management of the State of Connecticut is responsible for establishing and maintaining effective internal control over financial reporting. In planning and performing our audit, we considered the State of Connecticut's internal control over financial reporting as a basis for designing our auditing procedures for the purpose of expressing our opinion on the combined civil list financial statements, but not for the purpose of expressing an opinion on the effectiveness of the State of Connecticut's internal control over financial reporting. Accordingly we do not express an opinion on the effectiveness of the State of Connecticut's internal control over financial reporting.

Our consideration of internal control over financial reporting was for the limited purpose described in the preceding paragraph and would not necessarily identify all deficiencies in internal control over financial reporting that might be significant deficiencies or material weaknesses and therefore, there can be no assurance that all deficiencies, significant deficiencies, or material weaknesses have been identified. However, as discussed below, we identified a deficiency in internal control over financial reporting that we consider to be a material weakness.

A *deficiency in internal control* exists when the design or operation of a control does not allow management or employees, in the normal course of performing their assigned functions, to prevent, detect or correct misstatements on a timely basis. A *material weakness* is a deficiency, or a combination of deficiencies, in internal control such that there is a reasonable possibility that a material misstatement of the entity's financial statements will not be prevented, or detected and corrected on a timely basis. We consider the failure of the State Comptroller to produce its combined civil list financial statements in compliance with generally accepted accounting principles to be a material weakness in internal control over financial reporting.

We have noted other matters involving the internal control over financial reporting that we have reported, or will report, to the State's management in our *Auditors' Report, State Comptroller - State Financial Operations, for the Fiscal Year Ended June 30, 2011*, and in separately issued departmental audit reports covering the fiscal year ended June 30, 2011. The State's management responses to the findings identified in our audits are not audited by us, and accordingly, we express no opinion on them.

Compliance and Other Matters:

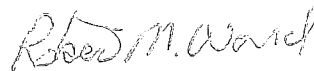
As part of obtaining reasonable assurance about whether the State of Connecticut's combined civil list financial statements are free of material misstatement, we performed tests of its compliance with certain provisions of laws, regulations, contracts and grant agreements, noncompliance with which could have a direct and material effect on the determination of financial statement amounts. However, providing an opinion on compliance with those provisions was not an objective of our audit and, accordingly, we do not express such an opinion. The results of our tests disclosed no instances of noncompliance or other matters that are required to be reported under *Government Auditing Standards*.

We have noted certain immaterial instances of noncompliance or other matters that we have reported, or will report, to the State's management in separately issued departmental audit reports covering the fiscal year ended June 30, 2011. The State's management responses to the findings identified in our audits are not audited by us, and accordingly, we express no opinion on them.

This report is intended solely for the information and use of the Governor, the State Comptroller, the Appropriations Committee of the General Assembly, and the Legislative Committee on Program Review and Investigations and is not intended to be and should not be used by anyone other than these specified parties. However, this report is a matter of public record and its distribution is not limited.



John C. Geragosian
Auditor of Public Accounts



Robert M. Ward
Auditor of Public Accounts

December 30, 2011

ALL FUNDS

Statements:

EXHIBIT A Combined Balance Sheet

SCHEDULE A-1 Statement of Cash Receipts and Disbursements

Comments:

All funds accounted for by the Office of the State Comptroller are included in these statements.

The Annual Report of the State Treasurer contains information on certain trust funds which are not included in this report.

**STATE OF CONNECTICUT
COMBINED BALANCE SHEET
JUNE 30, 2011**

	GENERAL FUND	SPECIAL REVENUE FUNDS	DEBT SERVICE FUNDS
Assets			
Cash and Short Term Investments	\$ -	\$ 1,379,087,469	\$ 60,007,890
Accrued Taxes Receivable	1,077,249,000	42,818,000	-
Loans Receivable	3,418,879	220,044,210	-
Accounts Receivable	28,821,000	-	-
Deposits in U.S. Treasury	-	-	-
Cash and Investments with Trustee	-	-	708,645,368
Long Term Investments	-	438,128	-
Due from Other Funds	-	408,998	-
Resources Available for Debt Retirement	-	-	-
Resources to be Provided in Future Years	-	-	-
Total Assets	<u>\$ 1,109,488,879</u>	<u>\$ 1,642,796,805</u>	<u>\$ 768,653,258</u>
Liabilities, Reserves, Fund Balances and Surplus			
Liabilities			
Deficiency in Cash and Short Term Investments	\$ 666,878,991	\$ -	\$ -
Bonds Outstanding	-	-	-
Due to Other Funds	469,322	-	-
Due to U.S. Treasury	-	-	-
Total Liabilities	<u>667,348,313</u>	<u>-</u>	<u>-</u>
Reserves, Fund Balances and Surplus			
Reserve for Petty Cash	814,044	-	-
Reserve for Receivables	3,418,879	220,044,210	-
Reserve for Benefit Payments	-	-	-
Reserve for Member Contributions	-	-	-
Reserve for Actuarial Deficiency	-	-	-
Appropriations Continued to FY 2010-2011	200,985,128	5,620,705,031	-
Fund Balance/Unappropriated Surplus (Deficit)	<u>236,922,515</u>	<u>(4,197,952,436)</u>	<u>768,653,258</u>
Total Reserves, Fund Balances and Surplus	<u>442,140,566</u>	<u>1,642,796,805</u>	<u>768,653,258</u>
Total Liabilities, Reserves, Fund Balances and Surplus	<u>\$ 1,109,488,879</u>	<u>\$ 1,642,796,805</u>	<u>\$ 768,653,258</u>

EXHIBIT A

CAPITAL PROJECTS FUNDS	INTERNAL SERVICE FUNDS	FIDUCIARY FUNDS				BONDS OUTSTANDING	TOTALS (MEMORANDUM ONLY)
		ENTERPRISE FUNDS	PENSION & OTHER TRUST FUNDS	AGENCY FUNDS			
\$ 873,624,666	\$ -	\$ 249,378,324	\$ 1,086,382,276	\$ 42,675,128	\$ -	\$ 3,691,155,753	
-	-	-	-	-	-	1,120,067,000	
-	-	977,474,018	-	-	-	1,200,937,107	
-	-	42,678,390	-	-	-	71,499,390	
-	-	-	337,798,730	-	-	337,798,730	
-	-	723,611,351	-	-	-	1,432,256,719	
-	-	-	16,207,928,421	-	-	16,208,366,549	
-	411	5,652	54,261	-	-	469,322	
-	-	-	-	-	768,653,258	768,653,258	
-	-	-	20,867,429,000	-	17,558,191,742	38,425,620,742	
\$ 873,624,666	\$ 411	\$ 1,993,147,735	\$ 38,499,592,688	\$ 42,675,128	\$ 18,326,845,000	\$ 63,256,824,570	
\$ -	\$ 15,302,591	\$ -	\$ -	\$ -	\$ -	\$ 682,181,582	
-	-	-	-	-	18,326,845,000	18,326,845,000	
-	-	-	-	-	-	469,322	
-	-	-	809,875,583	-	-	809,875,583	
-	15,302,591	-	809,875,583	-	18,326,845,000	19,819,371,487	
-	-	-	-	-	-	814,044	
-	-	1,020,152,408	-	-	-	1,243,615,497	
-	-	-	337,798,730	-	-	337,798,730	
-	-	-	5,954,063,655	-	-	5,954,063,655	
-	-	-	20,867,429,000	-	-	20,867,429,000	
5,242,658,683	13,504,944	764,881,556	-	-	-	11,842,735,342	
(4,369,034,017)	(28,807,124)	208,113,771	10,530,425,720	42,675,128	-	3,190,996,815	
873,624,666	(15,302,180)	1,993,147,735	37,689,717,105	42,675,128	-	43,437,453,083	
\$ 873,624,666	\$ 411	\$ 1,993,147,735	\$ 38,499,592,688	\$ 42,675,128	\$ 18,326,845,000	\$ 63,256,824,570	

**STATE OF CONNECTICUT
 COMBINED STATEMENT OF CASH RECEIPTS AND DISBURSEMENTS
 FISCAL YEAR ENDED JUNE 30, 2011**

	GENERAL FUND	SPECIAL REVENUE FUNDS	DEBT SERVICE FUNDS
Cash and Short Term Investments, July 1, 2010	\$ (547,304,716)	\$ 1,580,182,194	\$ 53,912,875
Receipts and Transfers:			
Taxes	12,063,334,813	715,351,874	-
Other Receipts	5,508,597,489	5,809,700,898	424,335,241
Sale of Long Term Investments	-	-	-
Sale of Bonds (Note 1)	-	134,045,000	-
Withdrawals from U.S. Treasury	-	-	-
Interfund Transfer	153,617,638	(184,137,920)	34,982,584
Loan Repayments	-	-	-
Transfer from Quasi State Agencies/Trustee	-	-	-
Totals	<u>17,178,245,224</u>	<u>8,055,142,046</u>	<u>513,230,700</u>
Disbursements:			
Current Expenses, Fixed Charges, and Capital Outlay	17,845,124,215	6,676,054,577	453,222,810
Distributions and Loans	-	-	-
Purchase of Long Term Investments	-	-	-
Deposits in U.S. Treasury	-	-	-
Transfers to Trustee/Trust Fund	-	-	-
Total Disbursements	<u>17,845,124,215</u>	<u>6,676,054,577</u>	<u>453,222,810</u>
Cash and Short Term Investments, June 30, 2011	\$ (666,878,991)	\$ 1,379,087,469	\$ 60,007,890

Note 1: Total does not include \$919,497,000 of bond proceeds deposited directly with a trustee or other legally separate organization.

SCHEDULE A-1

CAPITAL PROJECTS FUNDS	INTERNAL SERVICE FUNDS	ENTERPRISE FUNDS	PENSION & OTHER TRUST FUNDS	TOTALS (MEMORANDUM ONLY)
\$ 823,903,785	\$ (17,639,662)	\$ 139,551,301	\$ 1,784,722,396	\$ 3,817,328,173
-	-	-	791,419,798	13,570,106,485
(18,764,419)	53,026,853	352,968,141	4,647,561,813	16,777,426,016
-	-	-	812,395,000	812,395,000
1,053,353,062	-	260,914,721	-	1,448,312,783
-	-	-	2,333,667,058	2,333,667,058
-	627	6,511,103	(10,974,032)	-
-	-	5,278,115	-	5,278,115
-	-	35,558,213	-	35,558,213
<u>1,858,492,428</u>	<u>35,387,818</u>	<u>800,781,594</u>	<u>10,358,792,033</u>	<u>38,800,071,843</u>
984,867,762	50,690,409	487,231,488	-	26,497,191,261
-	-	-	5,916,516,609	5,916,516,609
-	-	-	1,200,039,861	1,200,039,861
-	-	-	2,155,853,287	2,155,853,287
-	-	64,171,782	-	64,171,782
<u>984,867,762</u>	<u>50,690,409</u>	<u>551,403,270</u>	<u>9,272,409,757</u>	<u>35,833,772,800</u>
<u>\$ 873,624,666</u>	<u>\$ (15,302,591)</u>	<u>\$ 249,378,324</u>	<u>\$ 1,086,382,276</u>	<u>\$ 2,966,299,043</u>

GENERAL FUND

Statements:

EXHIBIT B	Balance Sheet
SCHEDULE B-1	Statement of Unappropriated Surplus
SCHEDULE B-2	Statement of Estimated and Realized Revenue
SCHEDULE B-3	Statement of Appropriations and Expenditures

Comments:

The General Fund accounts for all receipts and disbursements not specifically included in other funds. The General Fund finances the State's general operations under a budget authorized by the General Assembly in its annual Appropriations Act.

**STATE OF CONNECTICUT GENERAL FUND
BALANCE SHEET
JUNE 30, 2011**

Assets

Accrued Taxes Receivable	\$ 1,077,249,000
Accrued Accounts Receivable	28,821,000
Loans Receivable	<u>3,418,879</u>
Total Assets	<u>\$ 1,109,488,879</u>

Liabilities, Reserves, and Surplus

Liabilities

Deficiency in Cash and Short Term Investments	\$ 666,878,991
Due To Other Funds - Year End Adjustments	<u>469,322</u>
Total Liabilities	<u>667,348,313</u>

Reserves

Petty Cash Funds	814,044
Statutory Surplus Reserves for Fiscal Year 2011-2012	236,922,515
Appropriations Continued to Fiscal Year 2011-2012	200,985,128
Reserve for Receivables	<u>3,418,879</u>
Total Reserves	<u>442,140,566</u>

Unappropriated Surplus - Schedule B-1	<u>-</u>
Total Liabilities, Reserves, and Surplus	<u>\$ 1,109,488,879</u>

**STATE OF CONNECTICUT GENERAL FUND
STATEMENT OF UNAPPROPRIATED SURPLUS
FISCAL YEAR ENDED JUNE 30, 2011**

Realized Revenue - Schedule B-2	\$ 17,707,454,327
Expenditures - Schedule B-3	<u>17,845,124,215</u>
Excess Expenditures over Revenue	(137,669,888)
Miscellaneous Adjustments	4,233,708
Prior Year Budgeted Appropriations Continued to Fiscal Year 2010-2011	121,475,234
Budgeted Appropriations Continued to Fiscal Year 2011-2012	<u>(200,985,128)</u>
Surplus (Deficit)	(212,946,074)
Release of Reserved Fund Balance	<u>449,868,589</u>
Reserve for Fiscal Year 2011-2012	<u>236,922,515</u>
Unappropriated Surplus, June 30, 2011	\$ <u><u>-</u></u>

**STATE OF CONNECTICUT GENERAL FUND
STATEMENT OF ESTIMATED AND REALIZED REVENUE
FISCAL YEAR ENDED JUNE 30, 2011**

	<u>Realized Revenue</u>	<u>Budgeted Revenue</u>	<u>Realized Over (Under) Budgeted</u>
TAXES			
Personal Income	\$ 7,246,431,257	\$ 6,682,500,000	\$ 563,931,257
Sales and Use	3,353,230,300	3,164,900,000	188,330,300
Corporations	794,472,509	662,900,000	131,572,509
Cigarettes and Tobacco	404,111,201	386,500,000	17,611,201
Insurance Companies	220,625,695	223,900,000	(3,274,305)
Public Service Corporations	269,805,902	271,400,000	(1,594,098)
Real Estate Conveyance	94,822,047	113,170,000	(18,347,953)
Inheritance and Estate	237,573,241	99,000,000	138,573,241
Oil Companies	169,162,843	107,700,000	61,462,843
Alcoholic Beverages	48,922,851	48,100,000	822,851
Admissions, Dues and Cabaret	34,455,618	36,500,000	(2,044,382)
Miscellaneous	140,505,449	144,900,000	(4,394,551)
Totals	13,014,118,913	11,941,470,000	1,072,648,913
Less Refunds of Taxes	(956,053,612)	(1,009,300,000)	53,246,388
Less R & D Credit Exchange	(8,598,487)	(10,500,000)	1,901,513
Net Taxes	<u>12,049,466,814</u>	<u>10,921,670,000</u>	<u>1,127,796,814</u>
OTHER REVENUE			
Indian Gaming Payments	359,581,533	365,800,000	(6,218,467)
Transfers - Special Revenue	293,107,879	295,100,000	(1,992,121)
Licenses, Permits and Fees	250,441,905	235,400,000	15,041,905
Rents, Fines and Escheats	157,771,166	99,500,000	58,271,166
Sales of Commodities and Services	35,505,586	34,300,000	1,205,586
Investment Income	29,695	6,500,000	(6,470,305)
Miscellaneous	178,727,489	167,000,000	11,727,489
Total Other Revenue	1,275,165,253	1,203,600,000	71,565,253
Less Refunds of Payments	(1,874,542)	(900,000)	(974,542)
Net Other Revenue	<u>1,273,290,711</u>	<u>1,202,700,000</u>	<u>70,590,711</u>
OTHER SOURCES			
Federal Grants	4,235,177,729	4,256,000,000	(20,822,271)
Transfer to the Resources of the General Fund	116,015,139	1,246,500,000	(1,130,484,861)
Transfer from the Tobacco Settlement Fund	95,303,934	102,300,000	(6,996,066)
Transfers to the Pequot/Mohegan Fund	(61,800,000)	(61,800,000)	-
Total Other Sources	<u>4,384,696,802</u>	<u>5,543,000,000</u>	<u>(1,158,303,198)</u>
Total Budgeted Revenue	<u>\$ 17,707,454,327</u>	<u>\$ 17,667,370,000</u>	<u>\$ 40,084,327</u>

SCHEDULE B-3

**STATE OF CONNECTICUT GENERAL FUND
STATEMENT OF APPROPRIATIONS AND EXPENDITURES
FISCAL YEAR ENDED JUNE 30, 2011**

	CONTINUED AND INITIAL		TOTAL		APPROPRIATIONS	
	APPROPRIATIONS	ADJUSTMENTS	APPROPRIATIONS	EXPENDITURES	LAPSED	CONTINUED
LEGISLATIVE						
LEGISLATIVE MANAGEMENT						
10010 PERSONAL SERVICES	\$ 46,313,050	\$ -	\$ 46,313,050	\$ 38,893,572	\$ 7,419,478	\$ -
10020 OTHER EXPENSES	15,664,317	-	15,664,317	12,520,478	3,143,839	-
10050 EQUIPMENT	983,000	-	983,000	666,996	316,004	-
12049 FLAG RESTORATION	50,000	-	50,000	-	50,000	-
12129 MINOR CAPITAL IMPROVEMENTS	125,000	-	125,000	43,725	81,275	-
12210 INTERIM SALARY/CAUCUS OFFICES	461,000	-	461,000	434,536	26,464	-
12249 REDISTRICTING	500,164	-	500,164	336,688	163,476	-
12445 OLD STATE HOUSE	583,400	-	583,400	498,003	85,397	-
16057 INTERSTATE CONFERENCE FUND	378,235	-	378,235	341,871	36,364	-
16130 NEW ENGLAND BOARD OF HIGHER EDUCATION	183,750	-	183,750	183,750	-	-
AGENCY TOTAL	65,241,916	-	65,241,916	53,919,619	11,322,297	-
AUDITORS OF PUBLIC ACCOUNTS						
10010 PERSONAL SERVICES	12,569,724	(125,000)	12,444,724	9,985,682	2,109,042	350,000
10020 OTHER EXPENSES	806,647	145,000	951,647	693,648	257,999	-
10050 EQUIPMENT	50,000	(20,000)	30,000	5,321	24,679	-
AGENCY TOTAL	13,426,371	-	13,426,371	10,684,651	2,391,720	350,000
COMMISSION ON AGING						
10010 PERSONAL SERVICES	248,207	-	248,207	241,898	6,309	-
10020 OTHER EXPENSES	7,864	-	7,864	3,581	4,283	-
AGENCY TOTAL	256,071	-	256,071	245,479	10,592	-
COMMISSION ON THE STATUS OF WOMEN						
10010 PERSONAL SERVICES	441,217	-	441,217	390,543	50,674	-
10020 OTHER EXPENSES	64,203	-	64,203	34,697	29,506	-
AGENCY TOTAL	505,420	-	505,420	425,240	80,180	-
COMMISSION ON CHILDREN						
10010 PERSONAL SERVICES	457,745	60,000	517,745	330,488	187,257	-
10020 OTHER EXPENSES	72,675	(60,000)	12,675	10,638	2,037	-
AGENCY TOTAL	530,420	-	530,420	341,126	189,294	-
LATINO AND PUERTO RICAN AFFAIRS COMMISSION						
10010 PERSONAL SERVICES	280,797	-	280,797	233,462	47,335	-
10020 OTHER EXPENSES	38,994	-	38,994	31,050	7,944	-
AGENCY TOTAL	319,791	-	319,791	264,512	55,279	-
AFRICAN-AMERICAN AFFAIRS COMMISSION						
10010 PERSONAL SERVICES	184,780	-	184,780	179,527	5,253	-
10020 OTHER EXPENSES	27,456	-	27,456	13,342	14,114	-
AGENCY TOTAL	212,236	-	212,236	192,869	19,367	-
ASIAN PACIFIC AMERICAN AFFAIRS						
10010 PERSONAL SERVICES	49,810	-	49,810	34,113	15,697	-
10020 OTHER EXPENSES	2,500	-	2,500	1,328	1,172	-
AGENCY TOTAL	52,310	-	52,310	35,441	16,869	-
TOTAL LEGISLATIVE	80,544,535	-	80,544,535	66,108,937	14,085,598	350,000
GENERAL GOVERNMENT						
GOVERNOR'S OFFICE						
10010 PERSONAL SERVICES	2,405,378	(82,384)	2,322,994	2,135,459	187,535	-
10020 OTHER EXPENSES	134,660	82,384	217,044	213,176	3,868	-
10050 EQUIPMENT	1	-	1	-	1	-
16026 NEW ENGLAND GOVERNORS' CONFERENCE	100,692	-	100,692	67,728	32,964	-
16035 NATIONAL GOVERNORS' ASSOCIATION	119,900	-	119,900	110,212	9,688	-
AGENCY TOTAL	2,760,631	-	2,760,631	2,526,575	234,056	-
SECRETARY OF THE STATE						
10010 PERSONAL SERVICES	1,361,795	-	1,361,795	1,295,494	66,301	-
10020 OTHER EXPENSES	645,041	-	645,041	411,817	233,224	-
10050 EQUIPMENT	1	-	1	-	1	-
12480 COMMERCIAL RECORDING	5,993,248	-	5,993,248	5,216,319	776,929	-
AGENCY TOTAL	8,000,085	-	8,000,085	6,923,630	1,076,455	-
LIEUTENANT GOVERNOR'S OFFICE						
10010 PERSONAL SERVICES	431,017	50,000	481,017	475,222	5,795	-
10020 OTHER EXPENSES	72,849	-	72,849	30,267	42,582	-
10050 EQUIPMENT	1	-	1	-	1	-
AGENCY TOTAL	503,867	50,000	553,867	505,489	48,378	-
ELECTIONS ENFORCEMENT COMMISSION						
10010 PERSONAL SERVICES	1,490,556	-	1,490,556	1,286,415	204,141	-
10020 OTHER EXPENSES	326,396	-	326,396	196,964	129,432	-
12481 CITIZENS ELECTION FUND	3,200,000	-	3,200,000	2,713,272	486,728	-
AGENCY TOTAL	5,016,952	-	5,016,952	4,196,651	820,301	-
OFFICE OF STATE ETHICS						
10010 PERSONAL SERVICES	1,546,383	-	1,546,383	1,407,310	139,073	-

SCHEDULE B-3

	CONTINUED AND INITIAL APPROPRIATIONS	APPROPRIATION ADJUSTMENTS	TOTAL APPROPRIATIONS	EXPENDITURES	APPROPRIATIONS LAPSED	CONTINUED
10020 OTHER EXPENSES	245,796	-	245,796	73,402	172,394	-
10050 EQUIPMENT	15,000	-	15,000	8,414	6,586	-
12343 JUDGE TRIAL REFEREE FEES	20,000	-	20,000	-	20,000	-
12346 RESERVE FOR ATTORNEY FEES	26,129	-	26,129	-	26,129	-
12347 INFORMATION TECHNOLOGY INITIATIVES	50,000	-	50,000	20,431	29,569	-
AGENCY TOTAL	1,903,308	-	1,903,308	1,509,557	393,751	-
FREEDOM OF INFORMATION COMMISSION						
10010 PERSONAL SERVICES	2,009,938	-	2,009,938	1,713,601	296,337	-
10020 OTHER EXPENSES	248,445	-	248,445	139,507	108,938	-
10050 EQUIPMENT	48,500	-	48,500	10,737	37,763	-
AGENCY TOTAL	2,306,883	-	2,306,883	1,863,845	443,038	-
JUDICIAL SELECTION COMMISSION						
10010 PERSONAL SERVICES	69,676	2,700	72,376	72,356	20	-
10020 OTHER EXPENSES	17,456	(2,700)	14,756	11,295	3,461	-
10050 EQUIPMENT	1	-	1	-	1	-
AGENCY TOTAL	87,133	-	87,133	83,651	3,482	-
CONTRACTING STANDARDS BOARD						
10020 OTHER EXPENSES	10,000	-	10,000	-	10,000	-
10050 EQUIPMENT	1	-	1	-	1	-
AGENCY TOTAL	10,001	-	10,001	-	10,001	-
STATE TREASURER						
10010 PERSONAL SERVICES	3,717,414	-	3,717,414	3,073,110	644,304	-
10020 OTHER EXPENSES	273,656	-	273,656	186,366	87,290	-
10050 EQUIPMENT	1	-	1	-	1	-
AGENCY TOTAL	3,991,071	-	3,991,071	3,259,476	731,595	-
STATE COMPTROLLER						
10010 PERSONAL SERVICES	21,215,407	(400,000)	20,815,407	20,513,518	301,889	-
10020 OTHER EXPENSES	4,164,000	1,025,000	5,189,000	3,677,359	1,511,641	-
10050 EQUIPMENT	1	-	1	-	1	-
16016 GOVERNMENTAL ACCOUNTING STANDARDS BOARD	18,591	-	18,591	18,591	-	-
AGENCY TOTAL	25,397,999	625,000	26,022,999	24,209,468	1,813,531	-
DEPARTMENT OF REVENUE SERVICES						
10010 PERSONAL SERVICES	58,073,874	1,500	58,075,374	55,772,096	2,303,278	-
10020 OTHER EXPENSES	8,577,651	98,500	8,676,151	7,185,374	1,490,777	-
10050 EQUIPMENT	1	-	1	-	1	-
12050 COLLECTION AND LITIGATION CONTINGENCY FUND	204,479	-	204,479	63,122	141,357	-
AGENCY TOTAL	66,856,005	100,000	66,956,005	63,020,592	3,935,413	-
DIVISION OF SPECIAL REVENUE						
10010 PERSONAL SERVICES	4,136,173	-	4,136,173	3,153,207	982,966	-
10020 OTHER EXPENSES	1,091,442	-	1,091,442	596,235	495,207	-
10050 EQUIPMENT	1	-	1	-	1	-
12482 GAMING POLICY BOARD	2,758	-	2,758	2,118	640	-
AGENCY TOTAL	5,230,374	-	5,230,374	3,751,560	1,478,814	-
OFFICE OF POLICY AND MANAGEMENT						
10010 PERSONAL SERVICES	12,234,375	-	12,234,375	11,900,848	333,527	-
10020 OTHER EXPENSES	4,382,900	-	4,382,900	1,672,041	1,832,365	878,494
10050 EQUIPMENT	1	-	1	-	1	-
12130 LITIGATION SETTLEMENT	2,248,851	832,937	3,081,788	951,931	-	2,129,857
12169 AUTOMATED BUDGET SYSTEM & DATA BASE LINK	55,075	-	55,075	8,695	46,380	-
12211 LEADERSHIP, EDUCATION, ATHLETICS IN PARTNERSHIP	850,000	-	850,000	638,722	211,278	-
12231 CASH MANAGEMENT IMPROVEMENT ACT	95	-	95	-	95	-
12251 JUSTICE ASSISTANCE GRANTS	1,129,572	-	1,129,572	1,105,219	24,353	-
12318 NEIGHBORHOOD YOUTH CENTERS	1,487,000	-	1,487,000	1,151,259	335,741	-
12446 WATER PLANNING COUNCIL	104,500	-	104,500	97,386	7,114	-
12460 CONNECTICUT IMPAIRED DRIVING RECORDS	902,857	-	902,857	372,835	-	530,022
16017 TAX RELIEF FOR ELDERLY RENTERS	24,000,000	-	24,000,000	23,555,031	44,969	400,000
16181 REGIONAL PLANNING AGENCIES	200,000	-	200,000	90,000	110,000	-
17011 REIMBURSE PROPERTY TAX - DISABILITY EXEMPTION	439,498	(39,498)	400,000	376,272	23,728	-
17016 DISTRESSED MUNICIPALITIES	8,334,708	(534,708)	7,800,000	7,800,000	-	-
17018 PROPERTY TAX RELIEF ELDERLY CIRCUIT BREAKER	20,505,899	-	20,505,899	20,505,899	-	-
17021 PROPERTY TAX RELIEF ELDERLY FREEZE PROGRAM	635,503	(215,503)	420,000	385,843	34,157	-
17024 PROPERTY TAX RELIEF FOR VETERANS	3,153,327	(183,228)	2,970,099	2,827,357	142,742	-
17031 P.L.L.O.T.-NEW MANUFACTURING MACHINERY & EQUIPMENT	47,895,199	-	47,895,199	47,895,199	-	-
17035 CAPITAL CITY ECONOMIC DEVELOPMENT AUTHORITY	6,050,000	140,000	6,190,000	6,190,000	-	-
AGENCY TOTAL	134,609,360	-	134,609,360	127,524,537	3,146,450	3,938,373
DEPARTMENT OF VETERANS' AFFAIRS						
10010 PERSONAL SERVICES	23,621,043	-	23,621,043	22,287,571	1,333,472	-
10020 OTHER EXPENSES	6,961,795	-	6,961,795	5,690,811	1,270,984	-
10050 EQUIPMENT	1	-	1	-	1	-
12295 SUPPORT SERVICES FOR VETERANS	190,000	-	190,000	189,996	4	-
16045 BURIAL EXPENSES	7,200	-	7,200	7,200	-	-
16049 HEADSTONES	370,000	-	370,000	312,490	57,510	-
AGENCY TOTAL	31,150,039	-	31,150,039	28,488,068	2,661,971	-
OFFICE OF WORKFORCE COMPETITIVENESS						
10010 PERSONAL SERVICES	286,190	-	286,190	283,719	2,471	-
10020 OTHER EXPENSES	78,782	-	78,782	72,195	6,587	-

SCHEDULE B-3

	CONTINUED AND INITIAL		APPROPRIATION ADJUSTMENTS	TOTAL		APPROPRIATIONS	
	APPROPRIATIONS			APPROPRIATIONS	EXPENDITURES	LAPSED	CONTINUED
12079 CETC WORKFORCE	1,000,000	-	-	1,000,000	737,817	262,183	-
12108 JOBS FUNNEL PROJECTS	500,000	-	-	500,000	500,000	-	-
12312 NANOTECHNOLOGY STUDY	140,000	-	-	140,000	65,431	74,569	-
12329 SPANISH-AMERICAN MERCHANTS ASSOCIATION	570,000	-	-	570,000	450,000	120,000	-
12450 SMALL BUSINESS INNOVATION RESEARCH GRANTS	112,500	-	-	112,500	112,500	-	-
AGENCY TOTAL	2,687,472	-	-	2,687,472	2,221,662	465,810	-
BOARD OF ACCOUNTANCY							
10010 PERSONAL SERVICES	336,533	-	-	336,533	303,539	32,994	-
10020 OTHER EXPENSES	47,155	-	-	47,155	26,355	20,800	-
AGENCY TOTAL	383,688	-	-	383,688	329,894	53,794	-
DEPARTMENT OF ADMINISTRATIVE SERVICES							
10010 PERSONAL SERVICES	20,629,529	(709,683)	-	19,919,846	19,334,735	585,111	-
10020 OTHER EXPENSES	14,601,570	(13,954,489)	-	647,081	629,426	17,655	-
10050 EQUIPMENT	1	-	-	1	-	1	-
12016 TUITION REIMBURSEMENT- TRAINING AND TRAVEL	413,490	382,000	-	795,490	580,289	-	215,201
12024 LABOR MANAGEMENT FUND	287,632	75,000	-	362,632	-	-	362,632
12115 LOSS CONTROL RISK MANAGEMENT	143,051	-	-	143,051	117,148	25,903	-
12123 EMPLOYEES' REVIEW BOARD	25,135	-	-	25,135	17,742	7,393	-
12131 PLACEMENT AND TRAINING FUND	-	10,000	-	10,000	-	10,000	-
12141 SURETY BONDS	74,400	-	-	74,400	53,562	20,838	-
12155 QUALITY OF WORK-LIFE	821,466	200,000	-	1,021,466	17,100	-	1,004,366
12176 REFUNDS OF COLLECTIONS	28,500	-	-	28,500	3,224	25,276	-
12218 WORKERS' COMPENSATION ADMINISTRATOR	5,250,000	1,309,683	-	6,559,683	5,250,000	1,309,683	-
12223 HOSPITAL BILLING SYSTEM	114,950	-	-	114,950	85,598	29,352	-
12483 CLAIMS COMMISSIONER OPERATIONS	326,208	-	-	326,208	264,809	61,399	-
12507 INSURANCE AND RISK MANAGEMENT OPERATIONS	-	13,354,489	-	13,354,489	11,766,455	1,588,034	-
AGENCY TOTAL	42,715,932	667,000	-	43,382,932	38,120,088	3,680,645	1,582,199
DEPARTMENT OF INFORMATION TECHNOLOGY							
10010 PERSONAL SERVICES	7,295,800	(643,933)	-	6,651,867	6,283,604	368,263	-
10020 OTHER EXPENSES	6,431,680	643,933	-	7,075,613	5,534,948	1,540,665	-
10050 EQUIPMENT	1	-	-	1	-	1	-
12323 CONNECTICUT EDUCATION NETWORK	4,003,401	-	-	4,003,401	3,506,411	496,990	-
12443 INTERNET AND EMAIL SERVICES	4,995,784	-	-	4,995,784	4,511,808	483,976	-
12484 STATEWIDE INFORMATION TECHNOLOGY	20,266,483	-	-	20,266,483	19,976,011	230,472	60,000
AGENCY TOTAL	42,993,149	-	-	42,993,149	39,812,782	3,120,367	60,000
DEPARTMENT OF PUBLIC WORKS							
10010 PERSONAL SERVICES	6,525,879	107,991	-	6,633,870	6,227,368	406,502	-
10020 OTHER EXPENSES	26,881,370	3,100,000	-	29,981,370	25,367,520	4,613,850	-
10050 EQUIPMENT	1	-	-	1	-	1	-
12096 MANAGEMENT SERVICES	4,336,508	1,400,000	-	5,736,508	5,127,684	608,824	-
12179 RENTS & MOVING	11,760,641	1,800,000	-	13,560,641	9,691,423	3,869,218	-
12184 CAPITOL DAY CARE CENTER	127,250	24,000	-	151,250	121,305	29,945	-
12191 FACILITIES DESIGN EXPENSES	5,094,945	470,000	-	5,564,945	4,771,778	793,167	-
AGENCY TOTAL	54,726,594	6,901,991	-	61,628,585	51,307,078	10,321,507	-
ATTORNEY GENERAL							
10010 PERSONAL SERVICES	28,103,641	(500,000)	-	27,603,641	26,706,479	897,162	-
10020 OTHER EXPENSES	1,019,272	525,000	-	1,544,272	1,073,064	471,208	-
10050 EQUIPMENT	1	-	-	1	-	1	-
AGENCY TOTAL	29,122,914	25,000	-	29,147,914	27,779,543	1,368,371	-
DIVISION OF CRIMINAL JUSTICE							
10010 PERSONAL SERVICES	44,406,213	1,074,426	-	45,480,639	45,053,777	426,862	-
10020 OTHER EXPENSES	2,836,301	-	-	2,836,301	2,391,389	444,912	-
10050 EQUIPMENT	1	-	-	1	1	-	-
12069 WITNESS PROTECTION	338,247	-	-	338,247	209,661	128,586	-
12097 TRAINING AND EDUCATION	153,941	-	-	153,941	73,534	80,407	-
12110 EXPERT WITNESSES	198,643	53,000	-	251,643	248,116	3,527	-
12117 MEDICAID FRAUD CONTROL	767,282	(53,000)	-	714,282	678,465	35,817	-
12485 CRIMINAL JUSTICE COMMISSION	617	-	-	617	617	-	-
AGENCY TOTAL	48,701,245	1,074,426	-	49,775,671	48,655,560	1,120,111	-
TOTAL GENERAL GOVERNMENT	509,154,702	9,443,417	-	518,598,119	476,089,706	36,927,841	5,580,572
REGULATION AND PROTECTION							
DEPARTMENT OF PUBLIC SAFETY							
10010 PERSONAL SERVICES	118,322,792	7,112,075	-	125,434,867	123,869,117	1,565,750	-
10020 OTHER EXPENSES	28,311,853	5,900,000	-	34,211,853	27,745,144	6,437,162	29,547
10050 EQUIPMENT	1	-	-	1	1	-	-
12026 STRESS REDUCTION	23,354	-	-	23,354	12,363	-	10,991
12082 FLEET PURCHASE	7,035,596	2,100,000	-	9,135,596	5,437,009	3,698,587	-
12235 WORKERS' COMPENSATION CLAIMS	5,138,787	(600,000)	-	4,538,787	4,004,508	534,279	-
12354 COLLECT	48,925	(43,398)	-	5,527	-	5,527	-
AGENCY TOTAL	158,881,308	14,468,677	-	173,349,985	161,068,142	12,241,305	40,538
DEPARTMENT OF EMERGENCY MANAGEMENT AND HOMELAND SECURITY							
10010 PERSONAL SERVICES	3,154,353	-	-	3,154,353	2,710,124	444,229	-
10020 OTHER EXPENSES	630,168	-	-	630,168	365,815	264,353	-
10050 EQUIPMENT	1	-	-	1	-	1	-
AGENCY TOTAL	3,784,522	-	-	3,784,522	3,075,939	708,583	-
POLICE OFFICER STANDARDS AND TRAINING COUNCIL							
10010 PERSONAL SERVICES	1,695,455	-	-	1,695,455	1,668,035	27,420	-

SCHEDULE B-3

	CONTINUED AND INITIAL APPROPRIATIONS	APPROPRIATION ADJUSTMENTS	TOTAL APPROPRIATIONS	EXPENDITURES	APPROPRIATIONS LAPSED	CONTINUED
10020 OTHER EXPENSES	992,352	-	992,352	591,425	400,927	-
10050 EQUIPMENT	1	-	1	-	1	-
AGENCY TOTAL	2,687,808	-	2,687,808	2,259,460	428,348	-
BOARD OF FIREARMS PERMIT EXAMINERS						
10010 PERSONAL SERVICES	73,536	-	73,536	71,306	2,230	-
10020 OTHER EXPENSES	8,971	-	8,971	7,846	1,125	-
10050 EQUIPMENT	1	-	1	-	1	-
AGENCY TOTAL	82,508	-	82,508	79,152	3,356	-
MILITARY DEPARTMENT						
10010 PERSONAL SERVICES	3,167,505	(22,479)	3,145,026	3,049,047	95,979	-
10020 OTHER EXPENSES	2,728,556	38,750	2,767,306	2,070,749	696,557	-
10050 EQUIPMENT	1	-	1	-	1	-
12144 HONOR GUARDS	319,500	-	319,500	319,500	-	-
12325 VETERANS' SERVICE BONUSES	485,950	11,250	497,200	496,800	400	-
AGENCY TOTAL	6,701,512	27,521	6,729,033	5,936,096	792,937	-
COMMISSION ON FIRE PREVENTION AND CONTROL						
10010 PERSONAL SERVICES	1,668,322	-	1,668,322	1,629,405	38,917	-
10020 OTHER EXPENSES	713,102	-	713,102	556,646	156,456	-
10050 EQUIPMENT	1	-	1	-	1	-
12442 FIREFIGHTER TRAINING I	295,250	-	295,250	225,868	69,382	-
16009 WILLMANTIC	161,798	-	161,798	161,798	-	-
16025 TORRINGTON	81,367	-	81,367	81,367	-	-
16034 NEW HAVEN	48,364	-	48,364	48,364	-	-
16044 DERBY	37,139	-	37,139	37,139	-	-
16056 WOLCOTT	100,162	-	100,162	100,162	-	-
16065 FAIRFIELD	70,395	-	70,395	70,395	-	-
16074 HARTFORD	169,336	-	169,336	169,336	-	-
16080 MIDDLETOWN	59,053	-	59,053	59,053	-	-
16082 PAYMENTS TO VOLUNTEER FIRE COMPANIES	105,000	-	105,000	87,349	17,651	-
16179 STAMFORD	55,432	-	55,432	55,432	-	-
AGENCY TOTAL	3,564,721	-	3,564,721	3,282,314	282,407	-
DEPARTMENT OF CONSUMER PROTECTION						
10010 PERSONAL SERVICES	9,843,837	-	9,843,837	9,111,827	732,010	-
10020 OTHER EXPENSES	1,154,914	-	1,154,914	937,755	217,159	-
10050 EQUIPMENT	1	-	1	-	1	-
AGENCY TOTAL	10,998,752	-	10,998,752	10,049,582	949,170	-
DEPARTMENT OF LABOR						
10010 PERSONAL SERVICES	7,774,679	(40,000)	7,734,679	7,646,616	88,063	-
10020 OTHER EXPENSES	731,750	270,000	1,001,750	976,827	24,923	-
10050 EQUIPMENT	1	-	1	-	1	-
12098 WORKFORCE INVESTMENT ACT	38,813,359	-	38,813,359	24,776,789	-	14,036,570
12205 CONNECTICUT YOUTH EMPLOYMENT PROGRAM	-	-	3,500,000	3,500,000	-	-
12212 JOBS FIRST EMPLOYMENT SERVICES	17,557,963	50,000	17,607,963	17,557,585	50,378	-
12232 OPPORTUNITY INDUSTRIAL CENTERS	500,000	-	500,000	500,000	-	-
12245 INDIVIDUAL DEVELOPMENT ACCOUNT	95,000	-	95,000	95,000	-	-
12327 STRIDE	770,000	(180,000)	590,000	590,000	-	-
12328 APPRENTICESHIP PROGRAM	500,000	60,000	560,000	560,000	-	-
12357 CONNECTICUT CAREER RESOURCE NETWORK	150,363	(30,000)	120,363	107,622	12,741	-
12358 21ST CENTURY JOBS	450,000	-	450,000	426,122	23,878	-
12360 INCUMBENT WORKER TRAINING	450,000	-	450,000	449,384	616	-
12425 STRIVE	270,000	-	270,000	270,000	-	-
12479 WORKFORCE INVESTMENT ACT - ARRA STIMULUS	9,511,360	-	9,511,360	9,348,330	-	163,030
AGENCY TOTAL	81,074,475	130,000	81,204,475	66,804,275	200,600	14,199,600
OFFICE OF THE VICTIM ADVOCATE						
10010 PERSONAL SERVICES	288,762	-	288,762	273,894	14,868	-
10020 OTHER EXPENSES	39,752	-	39,752	14,745	25,007	-
10050 EQUIPMENT	1	-	1	-	1	-
AGENCY TOTAL	328,515	-	328,515	288,639	39,876	-
COMMISSION ON HUMAN RIGHTS AND OPPORTUNITIES						
10010 PERSONAL SERVICES	5,789,994	-	5,789,994	5,269,753	520,241	-
10020 OTHER EXPENSES	582,133	-	582,133	336,593	245,540	-
10050 EQUIPMENT	1	-	1	-	1	-
12027 MARTIN LUTHER KING, JR. COMMISSION	6,650	-	6,650	4,997	1,653	-
AGENCY TOTAL	6,378,778	-	6,378,778	5,611,343	767,435	-
PROTECTION AND ADVOCACY FOR PERSONS WITH DISABILITIES						
10010 PERSONAL SERVICES	2,258,397	130,265	2,388,662	2,378,323	10,339	-
10020 OTHER EXPENSES	353,174	(72,659)	280,515	211,947	68,568	-
10050 EQUIPMENT	1	-	1	-	1	-
AGENCY TOTAL	2,611,572	57,606	2,669,178	2,590,270	78,908	-
OFFICE OF THE CHILD ADVOCATE						
10010 PERSONAL SERVICES	628,556	-	628,556	597,041	31,515	-
10020 OTHER EXPENSES	110,320	-	110,320	29,908	80,412	-
10050 EQUIPMENT	1	-	1	-	1	-
12028 CHILD FATALITY REVIEW PANEL	95,010	-	95,010	93,622	1,388	-
AGENCY TOTAL	833,887	-	833,887	720,571	113,316	-
TOTAL REGULATION AND PROTECTION	277,928,358	14,683,804	292,612,162	261,765,783	16,606,241	14,240,138

SCHEDULE B-3

	CONTINUED AND INITIAL APPROPRIATIONS	APPROPRIATION ADJUSTMENTS	TOTAL APPROPRIATIONS	EXPENDITURES	APPROPRIATIONS LAPSED	CONTINUED
CONSERVATION AND DEVELOPMENT						
DEPARTMENT OF AGRICULTURE						
10010 PERSONAL SERVICES	3,510,657	47,341	3,557,998	3,527,634	30,364	-
10020 OTHER EXPENSES	400,000	284,500	684,500	684,475	25	-
10050 EQUIPMENT	1	-	1	-	1	-
12083 VIBRIO BACTERIUM PROGRAM	1	-	1	-	1	-
12421 SENIOR FOOD VOUCHERS	300,000	-	300,000	278,620	21,380	-
16002 WIC PROGRAM FOR FRESH PRODUCE FOR SENIORS	104,500	(104,500)	-	-	-	-
16027 COLLECTION OF AGRICULTURAL STATISTICS	1,026	-	1,026	-	1,026	-
16037 TUBERCULOSIS AND BRUCELLOSIS INDEMNITY	900	-	900	-	900	-
16051 FAIR TESTING	4,040	-	4,040	3,418	622	-
16067 CONNECTICUT GROWN PRODUCT PROMOTION	10,000	-	10,000	10,000	-	-
16075 WIC COUPON PROGRAM FOR FRESH PRODUCE	184,090	-	184,090	179,035	5,055	-
AGENCY TOTAL	4,515,215	227,341	4,742,556	4,683,182	59,374	-
CONNECTICUT AGRICULTURAL EXPERIMENT STATION						
10010 PERSONAL SERVICES	5,622,224	(59,996)	5,562,228	5,485,582	76,646	-
10020 OTHER EXPENSES	923,511	200,000	1,123,511	882,096	241,415	-
10050 EQUIPMENT	1	-	1	-	1	-
12056 MOSQUITO CONTROL	222,089	-	222,089	222,089	-	-
12288 WILDLIFE DISEASE PREVENTION	83,344	-	83,344	83,344	-	-
AGENCY TOTAL	6,851,169	140,004	6,991,173	6,673,111	318,062	-
DEPARTMENT OF ENVIRONMENTAL PROTECTION						
10010 PERSONAL SERVICES	31,902,495	-	31,902,495	31,531,776	370,719	-
10020 OTHER EXPENSES	3,466,520	-	3,466,520	2,391,224	1,075,296	-
10050 EQUIPMENT	1	-	1	-	1	-
12030 STREAM GAGING	202,355	-	202,355	156,522	45,833	-
12054 MOSQUITO CONTROL	285,000	-	285,000	227,517	57,483	-
12084 STATE SUPERFUND SITE MAINTENANCE	352,877	-	352,877	183,580	169,297	-
12146 LABORATORY FEES	235,875	-	235,875	165,336	70,539	-
12195 DAM MAINTENANCE	121,443	-	121,443	121,282	161	-
12486 COUNCIL DISTRICT ERT'S LAND USE	400,000	-	400,000	400,000	-	-
12487 EMERGENCY SPILL RESPONSE	10,591,753	-	10,591,753	8,393,731	1,298,022	900,000
12488 SOLID WASTE MANAGEMENT	2,690,808	-	2,690,808	2,357,970	282,838	50,000
12489 UNDERGROUND STORAGE TANK	3,156,104	-	3,156,104	3,156,104	-	-
12490 CLEAN AIR ACCOUNT	4,662,379	-	4,662,379	4,535,498	126,881	-
12491 ENVIRONMENTAL CONSERVATION	8,724,509	-	8,724,509	8,426,143	298,366	-
12501 ENVIRONMENTAL QUALITY	9,472,114	-	9,472,114	8,546,113	776,001	150,000
16038 AGREEMENT USGS - HYDROLOGICAL STUDY	157,632	-	157,632	157,632	-	-
16046 N. ENGLAND INTERSTATE WATER POLLUTION COMMISSION	8,400	-	8,400	6,312	2,088	-
16052 NORTHEAST INTERSTATE FOREST FIRE COMPACT	2,040	-	2,040	1,533	507	-
16059 CT RIVER VALLEY FLOOD CONTROL COMMISSION	40,200	-	40,200	30,207	9,993	-
16083 THAMES RIVER VALLEY FLOOD CONTROL COMMISSION	48,281	-	48,281	36,280	12,001	-
16099 AGREEMENT USGS-WATER QUALITY STREAM MONITORING	218,428	-	218,428	218,428	-	-
17088 LOBSTER RESTORATION	200,000	-	200,000	156,850	43,150	-
AGENCY TOTAL	76,939,214	-	76,939,214	71,200,038	4,639,176	1,100,000
COUNCIL ON ENVIRONMENTAL QUALITY						
10010 PERSONAL SERVICES	160,075	-	160,075	152,199	7,876	-
10020 OTHER EXPENSES	3,634	-	3,634	417	3,217	-
10050 EQUIPMENT	1	-	1	-	1	-
AGENCY TOTAL	163,710	-	163,710	152,616	11,094	-
COMMISSION ON CULTURE AND TOURISM						
10010 PERSONAL SERVICES	2,726,406	-	2,726,406	2,557,920	168,486	-
10020 OTHER EXPENSES	646,860	-	646,860	155,446	491,414	-
10050 EQUIPMENT	1	-	1	-	1	-
12296 STATE-WIDE MARKETING	3,821	-	3,821	(563,959)	-	567,780
12411 CT ASSOCIATION FOR THE PERFORMING ARTS/SCHUBERT	378,712	-	378,712	378,712	-	-
12412 HARTFORD URBAN ARTS GRANT	378,712	-	378,712	378,712	-	-
12413 NEW BRITAIN ARTS ALLIANCE	75,743	-	75,743	75,743	-	-
12466 IVORYTON PLAYHOUSE	44,294	-	44,294	44,294	-	-
16175 BRIDGEPORT DISCOVERY MUSEUM	378,712	-	378,712	378,712	-	-
16188 NATIONAL THEATRE FOR THE DEAF	151,484	-	151,484	151,484	-	-
16196 CULTURE, TOURISM AND ARTS GRANT	1,879,708	-	1,879,708	1,758,895	120,813	-
16197 CONNECTICUT TRUST FOR HISTORIC PRESERVATION	210,396	-	210,396	210,396	-	-
16209 CONNECTICUT SCIENCE CENTER	630,603	-	630,603	630,603	-	-
17063 GREATER HARTFORD ARTS COUNCIL	94,677	-	94,677	94,677	-	-
17064 STAMFORD CENTER FOR THE ARTS	378,712	-	378,712	378,712	-	-
17065 STEPPING STONE CHILD MUSEUM	44,294	-	44,294	44,294	-	-
17066 MARITIME CENTER AUTHORITY	531,525	-	531,525	531,525	-	-
17067 BASIC CULTURAL RESOURCES GRANT	1,398,750	-	1,398,750	1,324,477	74,273	-
17068 TOURISM DISTRICTS	1,687,500	-	1,687,500	1,687,500	-	-
17069 CONNECTICUT HUMANITIES COUNCIL	2,103,953	-	2,103,953	2,103,953	-	-
17070 AMISTAD COMMITTEE FOR THE FREEDOM TRAIL	44,294	-	44,294	44,294	-	-
17071 AMISTAD VESSEL	378,712	-	378,712	378,712	-	-
17072 NEW HAVEN FESTIVAL OF ARTS AND IDEAS	797,287	-	797,287	797,287	-	-
17073 NEW HAVEN ARTS COUNCIL	94,677	-	94,677	94,677	-	-
17074 PALACE THEATER	378,712	-	378,712	378,712	-	-
17075 BEARDSLEY ZOO	354,350	-	354,350	354,350	-	-
17076 MYSTIC AQUARIUM	620,112	-	620,112	620,112	-	-
17077 QUINEBAUG TOURISM	46,375	-	46,375	46,375	-	-
17078 NORTHWEST TOURISM	46,375	-	46,375	46,375	-	-
17079 EASTERN TOURISM	46,375	-	46,375	46,375	-	-
17080 CENTRAL TOURISM	46,375	-	46,375	46,375	-	-
17082 MARK TWAIN AND HARRIET BEECHER STOWE HOMES	95,674	-	95,674	95,674	-	-

SCHEDULE B-3

AGENCY TOTAL	CONTINUED AND INITIAL APPROPRIATIONS	APPROPRIATION ADJUSTMENTS	TOTAL APPROPRIATIONS	EXPENDITURES	APPROPRIATIONS	
					LAPSED	CONTINUED
	16,694,181	-	16,694,181	15,271,414	854,987	567,780
DEPARTMENT OF ECONOMIC AND COMMUNITY DEVELOPMENT						
10010 PERSONAL SERVICES	6,030,047	-	6,030,047	5,981,229	48,818	-
10020 OTHER EXPENSES	971,939	-	971,939	686,244	285,695	-
10050 EQUIPMENT	1	-	1	-	1	-
12032 ELDERLY RENTAL REGISTRY AND COUNSELORS	1,098,171	-	1,098,171	1,083,289	14,882	-
12363 SMALL BUSINESS INCUBATOR PROGRAM	1,150,000	-	1,150,000	901,437	248,563	-
12432 FAIR HOUSING	308,750	-	308,750	221,753	86,997	-
12435 MAIN STREET INITIATIVES	171,000	-	171,000	70,000	-	101,000
12437 OFFICE OF MILITARY AFFAIRS	153,508	-	153,508	129,145	24,363	-
12438 HYDROGEN FUEL CELL ECONOMY	225,625	-	225,625	163,484	62,141	-
12439 SOUTHEAST CONNECTICUT INCUBATOR	175,000	-	175,000	112,859	62,141	-
12449 FILM INDUSTRY TRAINING PROGRAM	237,500	-	237,500	237,500	-	-
12467 CT MANUFACTURING SUPPLY CHAIN	620,000	-	620,000	620,000	-	-
16029 SUBSIDIZED ASSISTED LIVING DEMONSTRATION	2,166,000	-	2,166,000	2,166,000	-	-
16068 CONGREGATE FACILITIES OPERATION COSTS	6,884,547	-	6,884,547	6,839,599	44,948	-
16076 HOUSING ASSISTANCE AND COUNSELING PROGRAM	438,500	-	438,500	329,400	109,100	-
16084 ELDERLY CONGREGATE RENT SUBSIDY	2,389,796	-	2,389,796	1,891,651	498,145	-
16189 CONNSTEP	760,000	-	760,000	511,437	248,563	-
16191 DEVELOPMENT RESEARCH AND ECONOMIC ASSISTANCE	178,125	-	178,125	84,913	93,212	-
17008 TAX ABATEMENT	1,704,890	-	1,704,890	1,704,890	-	-
17012 PAYMENT IN LIEU OF TAXES	2,204,000	-	2,204,000	2,204,000	-	-
AGENCY TOTAL	27,867,399	-	27,867,399	25,938,830	1,827,569	101,000
TOTAL CONSERVATION AND DEVELOPMENT	133,030,888	367,345	133,398,233	123,919,191	7,710,262	1,768,780
HEALTH AND HOSPITALS						
DEPARTMENT OF PUBLIC HEALTH						
10010 PERSONAL SERVICES	30,919,398	310,000	31,229,398	31,195,193	34,205	-
10020 OTHER EXPENSES	7,826,574	-	7,826,574	3,823,990	4,002,584	-
10050 EQUIPMENT	1	-	1	-	1	-
12100 NEEDLE AND SYRINGE EXCHANGE PROGRAM	455,072	-	455,072	455,072	-	-
12126 CHILDREN'S HEALTH INITIATIVE	1,631,766	630,163	2,261,929	1,850,458	411,471	-
12227 CHILDHOOD LEAD POISONING PREVENTION	1,098,172	-	1,098,172	1,098,172	-	-
12236 AIDS SERVICES	4,952,598	-	4,952,598	4,925,464	27,134	-
12255 BREAST AND CERVICAL CANCER DETECTION/TREATMENT	2,426,775	-	2,426,775	2,365,238	61,537	-
12264 CHILDREN WITH SPECIAL HEALTH CARE NEEDS	1,271,627	-	1,271,627	1,271,627	-	-
12268 MEDICAID ADMINISTRATION	3,782,177	(193,638)	3,588,539	3,234,901	353,638	-
12430 FETAL AND INFANT MORTALITY REVIEW	315,000	(315,000)	-	-	-	-
16060 COMMUNITY HEALTH SERVICES	6,986,052	(442,690)	6,543,362	6,399,331	144,031	-
16103 RAPE CRISIS	439,684	-	439,684	439,684	-	-
16112 X-RAY SCREENING AND TUBERCULOSIS CARE	379,899	1,000,000	1,379,899	1,337,778	42,121	-
16121 GENETIC DISEASES PROGRAMS	877,416	(48,672)	828,744	828,744	-	-
16133 LOAN REPAYMENT PROGRAM	132,344	-	132,344	102,063	-	30,281
16136 IMMUNIZATION SERVICES	9,044,950	-	9,044,950	9,035,068	9,882	-
17009 LOCAL AND DISTRICT DEPARTMENTS OF HEALTH	4,264,470	30,000	4,294,470	4,292,498	1,972	-
17013 VENEREAL DISEASE CONTROL	195,210	-	195,210	195,209	1	-
17019 SCHOOL BASED HEALTH CLINICS	10,440,646	(30,000)	10,410,646	10,028,054	382,592	-
AGENCY TOTAL	87,439,831	940,163	88,379,994	82,878,544	5,471,169	30,281
OFFICE OF THE CHIEF MEDICAL EXAMINER						
10010 PERSONAL SERVICES	4,839,356	(15,500)	4,823,856	4,608,378	215,478	-
10020 OTHER EXPENSES	706,282	15,500	721,782	721,168	614	-
10050 EQUIPMENT	4,750	-	4,750	4,200	550	-
12033 MEDICOLEGAL INVESTIGATIONS	100,039	-	100,039	13,397	86,642	-
AGENCY TOTAL	5,650,427	-	5,650,427	5,347,143	303,284	-
DEPARTMENT OF DEVELOPMENTAL SERVICES						
10010 PERSONAL SERVICES	267,718,147	2,680,574	270,398,721	264,653,601	5,745,120	-
10020 OTHER EXPENSES	26,416,396	406,012	26,822,408	22,401,858	4,420,550	-
10050 EQUIPMENT	1	-	1	-	1	-
12034 HUMAN RESOURCE DEVELOPMENT	219,790	-	219,790	190,590	29,200	-
12072 FAMILY SUPPORT GRANTS	3,280,095	-	3,280,095	3,273,704	6,391	-
12101 COOPERATIVE PLACEMENTS PROGRAM	21,639,755	-	21,639,755	21,639,753	2	-
12185 CLINICAL SERVICES	4,642,372	-	4,642,372	4,588,016	54,356	-
12192 EARLY INTERVENTION	37,888,242	-	37,888,242	37,888,242	-	-
12213 COMMUNITY TEMPORARY SUPPORT SERVICES	67,315	-	67,315	67,315	-	-
12219 COMMUNITY RESPITE CARE PROGRAM	330,345	-	330,345	330,299	46	-
12235 WORKERS' COMPENSATION CLAIMS	16,246,035	-	16,246,035	15,416,102	829,933	-
12340 PILOT PROGRAM FOR AUTISM SERVICES	1,525,176	-	1,525,176	1,179,446	220,730	125,000
12493 VOLUNTARY SERVICES	30,996,026	-	30,996,026	27,394,028	3,601,998	-
16069 RENT SUBSIDY PROGRAM	4,537,554	-	4,537,554	4,532,350	5,204	-
16104 FAMILY REUNION PROGRAM	134,900	-	134,900	98,500	36,400	-
16108 EMPLOYMENT OPPORTUNITIES AND DAY SERVICES	179,095,617	-	179,095,617	161,334,376	17,761,241	-
16122 COMMUNITY RESIDENTIAL SERVICES	406,938,055	-	406,938,055	405,082,702	1,855,353	-
AGENCY TOTAL	1,001,675,821	3,086,586	1,004,762,407	970,070,882	34,566,525	125,000
DEPARTMENT OF MENTAL HEALTH AND ADDICTION SERVICES						
10010 PERSONAL SERVICES	185,062,304	3,490,562	188,552,866	181,608,959	6,943,907	-
10020 OTHER EXPENSES	36,714,152	5,300,000	42,014,152	27,018,635	10,895,517	4,100,000
10050 EQUIPMENT	1	-	1	-	1	-
12035 HOUSING SUPPORTS AND SERVICES	13,424,867	-	13,424,867	13,372,304	52,563	-
12157 MANAGED SERVICE SYSTEM	38,883,898	-	38,883,898	38,834,016	49,882	-
12196 LEGAL SERVICES	539,269	-	539,269	539,269	-	-
12199 CONNECTICUT MENTAL HEALTH CENTER	8,540,721	-	8,540,721	8,540,721	-	-
12207 PROFESSIONAL SERVICES	11,788,898	-	11,788,898	11,768,510	20,388	-
12220 GENERAL ASSISTANCE MANAGED CARE	107,746,032	51,950,000	159,696,032	151,952,204	3,943,828	3,800,000

SCHEDULE B-3

	CONTINUED AND INITIAL APPROPRIATIONS	APPROPRIATION ADJUSTMENTS	TOTAL APPROPRIATIONS	EXPENDITURES	APPROPRIATIONS LAPSED	CONTINUED
12235 WORKERS' COMPENSATION CLAIMS	12,344,566	(1,750,000)	10,594,566	10,448,408	146,158	-
12247 NURSING HOME SCREENING	622,784	-	622,784	563,643	59,141	-
12250 SPECIAL POPULATION	54,374,159	-	54,374,159	54,292,161	81,998	-
12256 TBI COMMUNITY SERVICES	9,402,612	-	9,402,612	9,143,489	259,123	-
12278 JAIL DIVERSION	4,426,568	-	4,426,568	4,411,549	15,019	-
12289 BEHAVIORAL HEALTH MEDICATIONS	8,669,095	(2,500,000)	6,169,095	6,160,332	8,763	-
12292 PRISON OVERCROWDING	6,231,683	-	6,231,683	5,533,305	698,378	-
12298 MEDICAID ADULT REHABILITATION OPTIONS	3,963,349	-	3,963,349	3,963,349	-	-
12330 DISCHARGE AND DIVERSION SERVICES	8,962,116	-	8,962,116	8,954,492	7,624	-
12444 HOME AND COMMUNITY BASED SERVICES	4,625,558	(1,150,000)	3,475,558	2,920,901	554,657	-
12465 PERSISTENT VIOLENT FELONY ACT	703,333	-	703,333	703,333	-	-
12505 NEXT STEPS SUPPORTIVE HOUSING	1,000,000	-	1,000,000	1,000,000	-	-
16003 GRANTS FOR SUBSTANCE ABUSE SERVICES	25,277,766	-	25,277,766	25,268,420	9,346	-
16053 GRANTS FOR MENTAL HEALTH SERVICES	76,394,230	5,400,000	81,794,230	79,615,088	179,142	2,000,000
16070 EMPLOYMENT OPPORTUNITIES	10,417,746	-	10,417,746	10,417,745	1	-
AGENCY TOTAL	630,115,707	60,740,562	690,856,269	657,030,833	23,925,436	9,900,000
PSYCHIATRIC SECURITY REVIEW BOARD						
10010 PERSONAL SERVICES	316,286	1,449	317,735	316,524	1,211	-
10020 OTHER EXPENSES	37,469	-	37,469	26,305	11,164	-
10050 EQUIPMENT	1	-	1	-	1	-
AGENCY TOTAL	353,756	1,449	355,205	342,829	12,376	-
TOTAL HEALTH AND HOSPITALS	1,725,235,542	64,768,760	1,790,004,302	1,715,670,231	64,278,790	10,055,281
TRANSPORTATION						
DEPARTMENT OF TRANSPORTATION						
12036 TRANSPORTATION STRATEGY BOARD	609,426	-	609,426	-	-	609,426
AGENCY TOTAL	609,426	-	609,426	-	-	609,426
TOTAL TRANSPORTATION	609,426	-	609,426	-	-	609,426
HUMAN SERVICES						
DEPARTMENT OF SOCIAL SERVICES						
10010 PERSONAL SERVICES	109,804,483	(2,400,000)	107,404,483	105,769,683	1,634,800	-
10020 OTHER EXPENSES	96,521,980	21,000,000	117,521,980	85,989,616	21,508,933	10,023,431
10050 EQUIPMENT	1	-	1	-	1	-
12042 CHILDREN'S TRUST FUND	13,173,147	1,800,000	14,973,147	13,047,275	125,872	1,800,000
12121 CHILDREN'S HEALTH COUNCIL	218,317	-	218,317	191,185	27,132	-
12127 HUSKY OUTREACH	335,564	-	335,564	335,564	-	-
12197 GENETIC TESTS IN PATERNITY ACTIONS	191,142	-	191,142	103,080	88,062	-
12202 STATE FOOD STAMP SUPPLEMENT	816,357	80,000	896,357	862,674	33,683	-
12224 DAY CARE PROJECTS	478,820	-	478,820	478,820	-	-
12239 HUSKY PROGRAM	37,912,000	(1,800,000)	36,112,000	35,730,368	381,632	-
12494 CHARTER OAK HEALTH PLAN	17,350,000	(2,900,000)	14,450,000	13,345,295	1,104,705	-
16004 VOCATIONAL REHABILITATION	7,386,668	-	7,386,668	7,386,666	2	-
16020 MEDICAID	3,862,071,702	650,986,030	4,513,057,732	4,465,884,094	2,500,961	44,672,677
16030 LIFESTAR HELICOPTER	1,388,190	-	1,388,190	1,388,190	-	-
16061 OLD AGE ASSISTANCE	34,955,566	950,000	35,905,566	35,523,455	382,111	-
16071 AID TO THE BLIND	729,000	60,000	789,000	772,727	16,273	-
16077 AID TO THE DISABLED	61,575,424	800,000	62,375,424	61,168,548	1,206,876	-
16090 TEMPORARY ASSISTANCE TO FAMILIES-TANF	130,358,385	(12,000,000)	118,358,385	117,216,523	1,141,862	-
16096 EMERGENCY ASSISTANCE	475	-	475	-	475	-
16098 FOOD STAMP TRAINING EXPENSES	12,000	-	12,000	5,275	6,725	-
16100 CT PHARMACEUTICAL ASSISTANCE TO THE ELDERLY	9,488,700	(3,000,000)	6,488,700	5,976,484	512,216	-
16105 HEALTHY START	1,490,220	-	1,490,220	1,490,219	1	-
16109 DMHAS - MEDICAID DISPROPORTIONATE SHARE	105,935,000	-	105,935,000	105,935,000	-	-
16114 CONNECTICUT HOME CARE PROGRAM	74,850,000	(24,000,000)	50,850,000	47,402,481	3,447,519	-
16118 HUMAN RESOURCE DEVELOPMENT-HISPANIC PROGRAMS	1,040,365	-	1,040,365	1,040,365	-	-
16123 SERVICES TO THE ELDERLY	4,692,848	(799,693)	3,893,155	3,836,871	56,284	-
16128 SAFETY NET SERVICES	2,100,897	-	2,100,897	2,035,582	65,315	-
16129 TRANSITION FOR EMPLOYMENT INDEPENDENCE PROGRAM	3,155,532	-	3,155,532	2,446,780	708,752	-
16137 TRANSITIONARY RENTAL ASSISTANCE	572,680	(200,000)	372,680	337,720	34,960	-
16139 REFUNDS OF COLLECTIONS	177,792	-	177,792	-	177,792	-
16146 SERVICES FOR PERSONS WITH DISABILITIES	660,544	-	660,544	646,138	14,406	-
16147 CHILD CARE SERVICES - TANF/CCDBG	103,415,536	(4,500,000)	98,915,536	98,516,236	399,300	-
16148 NUTRITION ASSISTANCE	447,663	-	447,663	447,663	-	-
16149 HOUSING/HOMELESS SERVICES	50,399,357	(2,875,000)	47,524,357	46,506,576	1,017,781	-
16150 EMPLOYMENT OPPORTUNITIES	1,169,810	-	1,169,810	931,101	238,709	-
16151 HUMAN RESOURCE DEVELOPMENT	38,581	-	38,581	38,581	-	-
16152 CHILD DAY CARE	10,617,392	-	10,617,392	10,617,392	-	-
16153 INDEPENDENT LIVING CENTERS	643,927	-	643,927	643,927	-	-
16154 AIDS DRUG ASSISTANCE	606,678	-	606,678	606,678	-	-
16155 DISPROPORTIONATE SHARE -MEDICAL EMERGENCY ASSIST.	51,725,000	-	51,725,000	51,725,000	-	-
16156 DSH - URBAN HOSPITALS IN DISTRESSED MUNICIPALITIES	31,550,000	-	31,550,000	31,550,000	-	-
16157 STATE ADMINISTERED GENERAL ASSISTANCE	341,631,064	(341,630,000)	1,064	(2,233,231)	2,234,295	-
16158 SCHOOL READINESS	4,619,697	(57,930)	4,561,767	4,561,766	1	-
16159 CONNECTICUT CHILDREN'S MEDICAL CENTER	11,020,000	-	11,020,000	11,020,000	-	-
16160 COMMUNITY SERVICES	3,039,013	(303,407)	2,735,606	2,597,998	137,608	-
16171 ALZHEIMER RESPITE CARE	2,294,388	-	2,294,388	2,294,388	-	-
16174 INFRASTRUCTURE COMMUNITY ACTION PROGRAM	3,798,856	-	3,798,856	3,300,267	498,589	-
16177 TEEN PREGNANCY PREVENTION	1,527,384	-	1,527,384	1,476,883	50,501	-
17022 CHILD DAY CARE	5,263,706	-	5,263,706	5,263,706	-	-
17025 HUMAN RESOURCE DEVELOPMENT - LOCAL GOVERNMENTS	31,034	-	31,034	31,034	-	-
17029 HUMAN RESOURCE DEVELOPMENT - HISPANIC PROGRAMS	5,900	-	5,900	5,900	-	-
17032 TEEN PREGNANCY PREVENTION	870,326	(410,000)	460,326	459,191	1,135	-
17037 SERVICES TO THE ELDERLY	44,405	-	44,405	44,405	-	-
17038 HOUSING/HOMELESS SERVICES	686,592	-	686,592	666,597	19,995	-

SCHEDULE B-3

	CONTINUED	APPROPRIATION	TOTAL	EXPENDITURES	APPROPRIATIONS	
	AND INITIAL				ADJUSTMENTS	APPROPRIATIONS
17083 COMMUNITY SERVICES	116,358	-	116,358	116,358	-	-
AGENCY TOTAL	5,205,006,466	278,800,000	5,483,806,466	5,387,535,094	39,775,264	56,496,108

STATE DEPARTMENT ON AGING

10020 OTHER EXPENSES	2	-	2	-	2	-
AGENCY TOTAL	2	-	2	-	2	-
TOTAL HUMAN SERVICES	5,205,006,468	278,800,000	5,483,806,468	5,387,535,094	39,775,266	56,496,108

EDUCATION, MUSEUMS, LIBRARIES

DEPARTMENT OF EDUCATION

10010 PERSONAL SERVICES	143,500,000	(4,940,000)	138,560,000	135,742,820	1,667,180	1,150,000
10020 OTHER EXPENSES	19,476,121	5,000,000	24,476,121	20,059,463	3,916,658	500,000
10050 EQUIPMENT	1	300,000	300,001	300,001	-	-
12088 BASIC SKILLS EXAM TEACHERS IN TRAINING	1,239,559	-	1,239,559	914,233	325,326	-
12103 TEACHING STANDARD IMPLEMENTATION PROGRAM	2,896,508	-	2,896,508	2,896,508	-	-
12113 EARLY CHILDHOOD PROGRAM	5,007,354	-	5,007,354	5,007,219	135	-
12138 ADMIN - MAGNET SCHOOLS	-	870,657	870,657	286,745	178,912	405,000
12165 ADULT EDUCATION ADMINISTRATION	-	1,029,719	1,029,719	942,665	87,054	-
12171 DEVELOPMENT OF MASTERY EXAMS - GRADES 4, 6 AND 8	18,786,664	-	18,786,664	17,441,030	345,634	1,000,000
12177 ADMIN - INTERDISTRICT COOPERATIVE PROGRAM	-	111,274	111,274	111,274	-	-
12198 PRIMARY MENTAL HEALTH	507,294	-	507,294	507,283	11	-
12203 ADMIN - YOUTH SERVICE BUREAUS	-	58,945	58,945	48,000	10,945	-
12216 ADULT EDUCATION ACTION	240,687	-	240,687	192,362	48,325	-
12237 VOCATIONAL TECHNICAL SCHOOL TEXTBOOKS	500,000	-	500,000	499,626	374	-
12240 REPAIR OF INSTRUCTIONAL EQUIPMENT	232,386	-	232,386	175,633	56,753	-
12248 MINOR REPAIRS TO PLANT	370,702	-	370,702	307,895	62,807	-
12253 CONNECTICUT PRE-ENGINEERING PROGRAM	262,500	-	262,500	262,500	-	-
12261 CONNECTICUT WRITING PROJECT	50,000	-	50,000	50,000	-	-
12290 RESOURCE EQUITY ASSESSMENT	283,654	-	283,654	115,769	167,885	-
12405 LONGITUDINAL DATA SYSTEM	648,502	-	648,502	574,422	74,080	-
12453 SCHOOL ACCOUNTABILITY	1,803,284	-	1,803,284	1,761,043	42,241	-
12457 SHEFF SETTLEMENT	26,662,844	(13,662,909)	12,999,935	7,351,440	2,448,495	3,200,000
12459 ADMINISTRATION AFTER SCHOOL PROGRAM	-	180,000	180,000	180,000	-	-
12495 COMMUNITY PLANS FOR EARLY CHILDHOOD	427,500	-	427,500	416,518	10,982	-
12496 IMPROVING EARLY LITERACY	150,000	-	150,000	150,000	-	-
12506 PARENTS TRUST FUND PROGRAM	500,000	-	500,000	500,000	-	-
16021 AMERICAN SCHOOL FOR THE DEAF	9,480,242	-	9,480,242	9,480,242	-	-
16062 REGIONAL EDUCATION SERVICES	1,384,613	-	1,384,613	1,384,613	-	-
16101 HEAD START SERVICES	2,748,150	-	2,748,150	2,748,150	-	-
16106 HEAD START ENHANCEMENT	1,773,000	-	1,773,000	1,773,000	-	-
16110 FAMILY RESOURCE CENTERS	6,041,488	-	6,041,488	6,041,488	-	-
16119 CHARTER SCHOOLS	53,047,200	437,100	53,484,300	52,768,200	311,100	405,000
16201 YOUTH SERVICE BUREAU ENHANCEMENT	625,519	(481)	624,519	620,300	4,219	-
16202 HEAD START - EARLY CHILDHOOD LINK	2,090,000	-	2,090,000	2,090,000	-	-
16210 INSTITUTIONAL STUDENT AID	882,000	-	882,000	807,508	74,492	-
16211 CHILD NUTRITION STATE MATCH	2,354,000	481	2,354,481	2,354,481	-	-
16212 HEALTH FOOD INITIATIVE	3,512,146	120,000	3,632,146	3,622,469	9,677	-
17017 VOCATIONAL AGRICULTURE	4,560,565	-	4,560,565	4,560,565	-	-
17027 TRANSPORTATION OF SCHOOL CHILDREN	28,649,720	100,000	28,749,720	28,739,924	9,796	-
17030 ADULT EDUCATION	20,594,371	(1,029,719)	19,564,652	19,564,652	-	-
17034 HEALTH & WELFARE SERVICES PUPILS PRIVATE SCHOOLS	4,297,500	-	4,297,500	4,297,500	-	-
17041 EDUCATION EQUALIZATION GRANTS	1,889,609,057	(359,222)	1,889,249,835	1,889,022,782	227,053	-
17042 BILINGUAL EDUCATION	1,916,130	-	1,916,130	1,886,582	29,548	-
17043 PRIORITY SCHOOL DISTRICTS	117,237,188	-	117,237,188	115,656,209	1,580,979	-
17044 YOUNG PARENTS PROGRAM	229,330	-	229,330	229,330	-	-
17045 INTERDISTRICT COOPERATION	11,127,369	(21,328)	11,106,041	11,080,829	25,212	-
17046 SCHOOL BREAKFAST PROGRAM	1,634,103	-	1,634,103	1,604,172	29,931	-
17047 EXCESS COST - STUDENT BASED	139,805,731	120,000	139,925,731	139,810,650	115,081	-
17049 NON-PUBLIC SCHOOL TRANSPORTATION	3,995,000	-	3,995,000	3,995,000	-	-
17050 SCHOOL TO WORK OPPORTUNITIES	213,750	-	213,750	213,750	-	-
17052 YOUTH SERVICE BUREAUS	2,947,268	(58,945)	2,888,323	2,888,321	2	-
17053 OPEN CHOICE PROGRAM	14,465,002	2,725,795	17,190,797	16,757,152	433,645	-
17057 MAGNET SCHOOLS	174,131,395	9,198,633	183,330,028	183,330,028	-	-
17084 AFTER SCHOOL PROGRAM	4,500,000	(180,000)	4,320,000	4,320,000	-	-
AGENCY TOTAL	2,727,396,878	-	2,727,396,878	2,708,442,346	12,294,532	6,660,000

BOARD OF EDUCATION AND SERVICES FOR THE BLIND

10010 PERSONAL SERVICES	4,114,407	-	4,114,407	3,920,631	193,776	-
10020 OTHER EXPENSES	805,071	-	805,071	658,261	146,810	-
10050 EQUIPMENT	1	-	1	-	1	-
12060 EDUC. AID - BLIND & VISUALLY HANDICAPPED CHILDREN	4,633,943	(8,500)	4,625,443	4,623,992	1,451	-
12301 ENHANCED EMPLOYMENT OPPORTUNITIES	673,000	-	673,000	658,638	14,362	-
16040 SUPPLEMENTARY RELIEF AND SERVICES	103,925	-	103,925	75,286	28,639	-
16054 VOCATIONAL REHABILITATION	890,454	-	890,454	890,454	-	-
16078 SPECIAL TRAINING FOR THE DEAF BLIND	298,585	-	298,585	244,905	53,680	-
16086 CONNECTICUT RADIO INFORMATION SERVICE	87,640	8,500	96,140	73,210	22,930	-
AGENCY TOTAL	11,607,026	-	11,607,026	11,145,377	461,649	-

COMMISSION ON THE DEAF AND HEARING IMPAIRED

10010 PERSONAL SERVICES	461,868	20,370	482,238	478,506	3,732	-
10020 OTHER EXPENSES	125,199	-	125,199	96,094	29,105	-
10050 EQUIPMENT	1	-	1	-	1	-
12037 PART-TIME INTERPRETERS	685,464	-	685,464	389,156	-	296,308
AGENCY TOTAL	1,272,532	20,370	1,292,902	963,756	32,838	296,308

STATE LIBRARY

SCHEDULE B-3

	CONTINUED AND INITIAL APPROPRIATIONS	APPROPRIATION ADJUSTMENTS	TOTAL APPROPRIATIONS	EXPENDITURES	APPROPRIATIONS LAPSED	APPROPRIATIONS CONTINUED
10010 PERSONAL SERVICES	5,153,918	60,341	5,214,259	5,213,214	1,045	-
10020 OTHER EXPENSES	817,111	-	817,111	701,327	115,784	-
10050 EQUIPMENT	1	-	1	-	1	-
12061 STATEWIDE DIGITAL LIBRARY	1,973,516	-	1,973,516	1,497,523	475,993	-
12104 INTERLIBRARY LOAN DELIVERY SERVICE	266,434	-	266,434	263,615	2,819	-
12172 LEGAL/LEGISLATIVE LIBRARY MATERIALS	1,083,000	-	1,083,000	926,830	156,170	-
12178 STATEWIDE DATA BASE PROGRAM	674,696	-	674,696	487,651	187,045	-
12419 INFO ANYTIME	42,500	-	42,500	-	42,500	-
12420 COMPUTER ACCESS	190,000	-	190,000	140,455	49,545	-
16022 SUPPORT COOPERATING LIBRARY SERVICE UNITS	350,000	-	350,000	263,003	86,997	-
17003 GRANTS TO PUBLIC LIBRARIES	347,109	-	347,109	347,109	-	-
17010 CONNECTICARD PAYMENTS	1,226,028	-	1,226,028	1,226,028	-	-
AGENCY TOTAL	12,124,313	60,341	12,184,654	11,066,755	1,117,899	-
DEPARTMENT OF HIGHER EDUCATION						
10010 PERSONAL SERVICES	2,384,731	180,000	2,564,731	2,436,134	128,597	-
10020 OTHER EXPENSES	166,939	9,000	175,939	103,098	72,841	-
10050 EQUIPMENT	1	-	1	-	1	-
12188 MINORITY ADVANCEMENT PROGRAM	2,967,602	-	2,967,602	2,238,752	-	728,850
12194 ALTERNATE ROUTE TO CERTIFICATION	100,000	-	100,000	52,138	47,862	-
12200 NATIONAL SERVICE ACT	328,365	-	328,365	258,818	71,547	-
12208 INTERNATIONAL INITIATIVES	66,500	-	66,500	64,952	1,548	-
12214 MINORITY TEACHER INCENTIVE PROGRAM	471,374	-	471,374	381,362	90,012	-
12233 EDUCATION AND HEALTH INITIATIVES	522,500	-	522,500	522,500	-	-
12468 COMMPACT SCHOOLS	712,500	-	712,500	554,246	158,254	-
16055 CAPITOL SCHOLARSHIP PROGRAM	9,440,386	-	9,440,386	8,811,346	-	629,040
16063 AWARDS TO CHILDREN OF DECEASED/DISABLED VETERANS	4,000	-	4,000	-	4,000	-
16079 INDEPENDENT COLLEGE STUDENT GRANT	23,413,860	-	23,413,860	23,413,860	-	-
16126 AID FOR PUBLIC COLLEGE STUDENTS	30,208,469	-	30,208,469	30,208,469	-	-
16134 CONNECTICUT STUDENT AID TO CHARTER OAK	59,393	-	59,393	59,393	-	-
16198 KIRKLYN M KERR GRANT PROGRAM	500,000	-	500,000	500,000	-	-
16199 WASHINGTON CENTER	1,250	-	1,250	-	1,250	-
AGENCY TOTAL	71,347,870	189,000	71,536,870	69,603,068	575,912	1,357,890
CHARTER OAK STATE COLLEGE						
12139 OPERATING EXPENSES	2,156,847	-	2,156,847	2,152,481	4,366	-
12149 DISTANCE LEARNING CONSORTIUM	690,786	-	690,786	690,786	-	-
12503 DOC DISTANCE LEARNING	50,000	-	50,000	48,427	1,573	-
AGENCY TOTAL	2,897,633	-	2,897,633	2,891,694	5,939	-
UNIVERSITY OF CONNECTICUT						
12139 OPERATING EXPENSES	219,793,819	-	219,793,819	219,438,156	355,663	-
12166 TUITION FREEZE	4,741,885	-	4,741,885	4,741,885	-	-
12173 REGIONAL CAMPUS ENHANCEMENT	8,375,559	-	8,375,559	8,375,559	-	-
12291 VETERINARY DIAGNOSTIC LABORATORY	100,000	-	100,000	100,000	-	-
AGENCY TOTAL	233,011,263	-	233,011,263	232,655,600	355,663	-
UNIVERSITY OF CONNECTICUT HEALTH CENTER						
12139 OPERATING EXPENSES	118,840,640	-	118,840,640	118,661,107	179,533	-
12159 AHEC FOR BRIDGEPORT	505,707	-	505,707	505,707	-	-
AGENCY TOTAL	119,346,347	-	119,346,347	119,166,814	179,533	-
TEACHERS' RETIREMENT BOARD						
10010 PERSONAL SERVICES	1,667,745	(196,000)	1,471,745	1,456,985	14,760	-
10020 OTHER EXPENSES	762,674	266,000	1,028,674	927,818	100,856	-
10050 EQUIPMENT	1	-	1	-	1	-
16006 RETIREMENT CONTRIBUTIONS	581,593,215	-	581,593,215	581,593,215	-	-
AGENCY TOTAL	584,023,635	70,000	584,093,635	583,978,018	115,617	-
REGIONAL COMMUNITY-TECHNICAL COLLEGES						
12139 OPERATING EXPENSES	155,817,336	-	155,817,336	155,576,104	241,232	-
12166 TUITION FREEZE	2,160,925	-	2,160,925	2,160,925	-	-
12414 MANUFACTURING TECHNOLOGY PROGRAM - ASNUNTUCK	345,000	-	345,000	345,000	-	-
12415 EXPAND MANUFACTURING TECHNOLOGY	200,000	-	200,000	200,000	-	-
AGENCY TOTAL	158,523,261	-	158,523,261	158,282,029	241,232	-
CONNECTICUT STATE UNIVERSITY						
12139 OPERATING EXPENSES	154,875,922	-	154,875,922	154,629,793	246,129	-
12166 TUITION FREEZE	6,561,971	-	6,561,971	6,561,971	-	-
12174 WATERBURY-BASED DEGREE PROGRAM	1,079,339	-	1,079,339	1,079,339	-	-
AGENCY TOTAL	162,517,232	-	162,517,232	162,271,103	246,129	-
TOTAL EDUCATION, MUSEUMS, LIBRARIES	4,084,067,990	339,711	4,084,407,701	4,060,466,560	15,626,943	8,314,198
CORRECTIONS						
DEPARTMENT OF CORRECTION						
10010 PERSONAL SERVICES	393,636,757	39,541,544	433,178,301	433,096,431	81,870	-
10020 OTHER EXPENSES	80,600,230	-	80,600,230	75,373,742	5,226,488	-
10050 EQUIPMENT	1	-	1	-	1	-
12209 STRESS MANAGEMENT	91,317	-	91,317	34,235	-	57,082
12235 WORKERS' COMPENSATION CLAIMS	29,898,513	-	29,898,513	26,984,567	2,913,946	-
12242 INMATE MEDICAL SERVICES	98,624,298	-	98,624,298	93,517,442	5,106,856	-
12302 PAROLE STAFFING & OPERATIONS	6,197,800	-	6,197,800	5,934,395	263,405	-
12374 MENTAL HEALTH AIC	800,000	240,000	300,000	260,230	39,770	-
12498 DISTANCE LEARNING	10,000	-	10,000	5,000	5,000	-
12502 CHILDREN OF INCARCERATED PARENTS	350,000	(240,000)	110,000	-	-	110,000

SCHEDULE B-3

	CONTINUED AND INITIAL APPROPRIATIONS	APPROPRIATION ADJUSTMENTS	TOTAL APPROPRIATIONS	EXPENDITURES	APPROPRIATIONS LAPSED	CONTINUED
16007 AID TO PAROLED AND DISCHARGED INMATES	9,500	-	9,500	3,700	5,800	-
16042 LEGAL SERVICES TO PRISONERS	870,595	-	870,595	870,595	-	-
16073 VOLUNTEER SERVICES	170,758	-	170,758	104,000	66,758	-
16173 COMMUNITY SUPPORT SERVICES	40,370,121	-	40,370,121	39,830,451	539,670	-
AGENCY TOTAL	650,889,890	39,541,544	690,431,434	676,014,788	14,249,564	167,082
DEPARTMENT OF CHILDREN AND FAMILIES						
10010 PERSONAL SERVICES	274,459,779	(4,400,000)	270,059,779	263,095,676	6,964,103	-
10020 OTHER EXPENSES	40,946,929	3,500,000	44,446,929	36,029,080	8,417,849	-
10050 EQUIPMENT	1	-	1	-	1	-
12041 SHORT-TERM RESIDENTIAL TREATMENT	713,129	-	713,129	713,129	-	-
12234 SUBSTANCE ABUSE SCREENING	1,823,490	-	1,823,490	1,644,377	179,113	-
12235 WORKERS' COMPENSATION CLAIMS	8,627,393	900,000	9,527,393	9,345,490	181,903	-
12243 LOCAL SYSTEMS OF CARE	2,057,676	-	2,057,676	1,982,853	74,823	-
12304 FAMILY SUPPORT SERVICES	11,221,507	-	11,221,507	10,087,274	1,134,233	-
12305 EMERGENCY NEEDS	1,710,000	-	1,710,000	1,040,357	669,643	-
12504 HOMELESS YOUTH	1,000,000	-	1,000,000	-	1,000,000	-
16008 HEALTH ASSESSMENT AND CONSULTATION	965,667	-	965,667	965,665	2	-
16024 GRANTS FOR PSYCHIATRIC CLINICS FOR CHILDREN	14,120,807	-	14,120,807	14,085,316	35,491	-
16033 DAY TREATMENT CENTERS FOR CHILDREN	5,797,630	-	5,797,630	5,767,652	29,978	-
16043 JUVENILE JUSTICE OUTREACH SERVICES	13,477,488	-	13,477,488	11,233,795	2,243,693	-
16064 CHILD ABUSE AND NEGLECT INTERVENTION	5,379,261	-	5,379,261	5,335,933	43,328	-
16092 COMMUNITY BASED PREVENTION PROGRAMS	4,850,529	-	4,850,529	4,341,156	509,373	-
16097 FAMILY VIOLENCE OUTREACH AND COUNSELING	1,873,779	-	1,873,779	1,518,743	355,036	-
16102 SUPPORT FOR RECOVERING FAMILIES	13,964,107	-	13,964,107	13,686,655	277,452	-
16107 NO NEXUS SPECIAL EDUCATION	8,682,808	-	8,682,808	6,077,585	2,605,223	-
16111 FAMILY PRESERVATION SERVICES	5,385,396	-	5,385,396	5,352,662	32,734	-
16116 SUBSTANCE ABUSE TREATMENT	4,479,269	-	4,479,269	3,679,111	800,158	-
16120 CHILD WELFARE SUPPORT SERVICES	3,221,072	-	3,221,072	3,120,958	100,114	-
16132 BOARD AND CARE FOR CHILDREN - ADOPTION	85,514,152	-	85,514,152	84,380,291	1,133,861	-
16135 BOARD AND CARE FOR CHILDREN - FOSTER	117,006,882	(3,500,000)	113,506,882	104,458,750	9,048,132	-
16138 BOARD AND CARE FOR CHILDREN - RESIDENTIAL	180,737,447	3,500,000	184,237,447	181,128,556	3,108,891	-
16140 INDIVIDUALIZED FAMILY SUPPORTS	19,733,820	-	19,733,820	15,279,716	4,454,104	-
16141 COMMUNITY KIDCARE	24,244,167	-	24,244,167	23,572,849	671,318	-
16144 COVENANT TO CARE	166,516	-	166,516	166,516	-	-
16145 NEIGHBORHOOD CENTER	261,010	-	261,010	258,725	2,285	-
AGENCY TOTAL	852,421,711	-	852,421,711	808,348,870	44,072,841	-
TOTAL CORRECTIONS	1,503,311,601	39,541,544	1,542,853,145	1,484,363,658	58,322,405	167,082
JUDICIAL						
JUDICIAL DEPARTMENT						
10010 PERSONAL SERVICES	307,746,440	8,878,703	316,625,143	314,757,262	1,867,881	-
10020 OTHER EXPENSES	74,239,391	250,000	74,489,391	70,196,752	4,042,639	250,000
10050 EQUIPMENT	219,350	-	219,350	219,350	-	-
12025 FORENSIC SEX EVIDENCE EXAMS	1,021,060	-	1,021,060	1,021,015	45	-
12043 ALTERNATIVE INCARCERATION PROGRAM	55,518,949	-	55,518,949	55,518,855	94	-
12064 JUSTICE EDUCATION CENTER, INC.	293,111	-	293,111	293,111	-	-
12105 JUVENILE ALTERNATIVE INCARCERATION	30,169,861	500,000	30,669,861	30,135,023	34,838	500,000
12128 JUVENILE JUSTICE CENTERS	3,104,877	-	3,104,877	3,104,877	-	-
12135 PROBATE COURT	11,250,000	-	11,250,000	11,250,000	-	-
12375 YOUTHFUL OFFENDER STATUS	9,512,151	-	9,512,151	9,511,511	640	-
12376 VICTIM SECURITY ACCOUNT	73,000	-	73,000	8,576	64,424	-
12502 CHILDREN OF INCARCERATED PARENTS	350,000	-	350,000	350,000	-	-
AGENCY TOTAL	493,498,190	9,628,703	503,126,893	496,366,332	6,010,561	750,000
PUBLIC DEFENDER SERVICES COMMISSION						
10010 PERSONAL SERVICES	36,364,561	315,756	36,680,317	36,564,149	116,168	-
10020 OTHER EXPENSES	1,466,812	319,995	1,786,807	1,786,798	9	-
10050 EQUIPMENT	6	-	6	-	6	-
12065 SPECIAL PUBLIC DEFENDERS - CONTRACTUAL	3,094,467	(375,000)	2,719,467	2,687,870	31,597	-
12076 SPECIAL PUBLIC DEFENDERS - NON-CONTRACTUAL	5,000,000	1,250,000	6,250,000	6,249,962	38	-
12090 EXPERT WITNESSES	1,535,646	960,000	2,495,646	2,495,564	82	-
12106 TRAINING AND EDUCATION	81,000	-	81,000	69,645	11,355	-
AGENCY TOTAL	47,542,492	2,470,751	50,013,243	49,853,988	159,255	-
CHILD PROTECTION COMMISSION						
10010 PERSONAL SERVICES	647,577	(129,791)	517,786	517,786	-	-
10020 OTHER EXPENSES	173,325	-	173,325	130,837	42,488	-
10050 EQUIPMENT	1	-	1	-	1	-
12416 TRAINING FOR CONTRACTED ATTORNEYS	42,750	-	42,750	23,801	18,949	-
12417 CONTRACTED ATTORNEYS	9,709,490	2,534,296	12,243,786	12,128,608	-	115,178
12418 CONTRACTED ATTORNEYS RELATED EXPENSES	158,713	(4,505)	154,208	154,208	-	-
12499 FAMILY CONTRACTED ATTORNEYS	736,310	-	736,310	736,310	-	-
AGENCY TOTAL	11,468,166	2,400,000	13,868,166	13,691,550	61,438	115,178
TOTAL JUDICIAL	552,508,848	14,499,454	567,008,302	559,911,870	6,231,254	865,178
NON-FUNCTIONAL						
12014 GOVERNOR'S CONTINGENCY	1	-	1	-	1	-
12285 DEBT SERVICE	1,485,726,346	-	1,485,726,346	1,446,428,026	39,298,320	-
12286 UCONN 2000 - DEBT SERVICE	116,617,639	-	116,617,639	113,496,959	3,120,680	-
12287 CHEFA DAY CARE SECURITY	5,000,000	-	5,000,000	4,398,087	601,913	-
12500 PENSION OBLIGATION BONDS	65,349,255	-	65,349,255	65,349,255	-	-
12015 RESERVE FOR SALARY ADJUSTMENTS	192,600,761	(92,567,373)	100,033,388	-	-	100,033,388
12235 WORKERS' COMPENSATION CLAIMS	26,206,154	300,000	26,506,154	26,373,766	132,388	-
JUDICIAL REVIEW COUNCIL						
10010 PERSONAL SERVICES	120,981	-	120,981	111,411	9,570	-

SCHEDULE B-3

	CONTINUED	APPROPRIATION	TOTAL	EXPENDITURES	APPROPRIATIONS	
	AND INITIAL				ADJUSTMENTS	APPROPRIATIONS
	APPROPRIATIONS		APPROPRIATIONS			
10020 OTHER EXPENSES	27,449	-	27,449	16,910	-	-
10050 EQUIPMENT	100	-	100	-	10,539	-
12002 REFUNDS OF ESCHEATED PROPERTY	-	51,947,092	51,947,092	51,947,092	-	-
12003 ADJUDICATED CLAIMS	-	5,776,780	5,776,780	5,776,780	-	-
12154 DEATH BENEFITS FOR STATE EMPLOYEES	-	5,967	5,967	5,967	-	-
12005 UNEMPLOYMENT COMPENSATION	6,323,979	1,300,000	7,623,979	7,452,639	171,340	-
12006 EMPLOYEES RETIREMENT CONTRIBUTIONS	563,329,057	-	563,329,057	563,329,057	-	-
12007 HIGHER EDUCATION ALTERNATIVE RETIREMENT SYSTEM	31,152,201	-	31,152,201	22,609,979	8,542,222	-
12008 PENSION AND RETIREMENTS - OTHER STATUTORY	1,965,000	-	1,965,000	1,781,284	183,716	-
12010 GROUP LIFE INSURANCE	8,254,668	-	8,254,668	8,254,665	13	-
12011 EMPLOYERS SOCIAL SECURITY TAX	232,281,222	(1,300,000)	230,981,222	217,707,343	13,273,879	-
12012 STATE EMPLOYEES HEALTH SERVICE COST	490,632,020	-	490,632,020	490,632,020	-	-
12013 RETIRED STATE EMPLOYEES HEALTH SERVICE COST	595,252,100	-	595,252,100	490,898,951	104,353,149	-
12016 TUITION REIMBURSEMENT - TRAINING AND TRAVEL	3,325,770	2,512,500	5,838,270	3,337,056	-	2,501,214
16010 MAINTENANCE OF COUNTY BASE FIRE RADIO NETWORK	25,176	-	25,176	25,176	-	-
16011 MAINTENANCE OF STATEWIDE FIRE RADIO NETWORK	16,756	-	16,756	16,756	-	-
16012 GRANTS TO GENERAL HOSPITALS	31	-	31	30	1	-
16013 POLICE ASSOCIATION OF CONNECTICUT	190,000	-	190,000	149,540	40,460	-
16014 CONNECTICUT STATE FIREFIGHTERS ASSOCIATION	194,711	-	194,711	194,711	-	-
16015 INTERSTATE ENVIRONMENTAL COMMISSION	48,783	-	48,783	48,783	-	-
17004 REIMBURSE TOWNS - TAX LOSS-STATE PROPERTY	73,519,215	-	73,519,215	73,519,215	-	-
17006 REIMBURSE TOWNS - TAX LOSS-PRIV. TAX-EXEMPT PROP.	115,431,737	-	115,431,737	115,431,737	-	-
12284 INSURANCE RECOVERIES	-	3,763	3,763	-	-	3,763
TOTAL NON-FUNCTIONAL	4,013,591,112	(32,021,271)	3,981,569,841	3,709,293,185	169,738,291	102,538,365
TOTAL BUDGETED APPROPRIATIONS	\$ 18,084,989,470	\$ 390,422,764	\$ 18,475,412,234	\$ 17,845,124,215	\$ 429,302,891	\$ 200,985,128

SPECIAL REVENUE FUNDS

Statements:

EXHIBIT C	Balance Sheet
SCHEDULE C-1	Statement of Cash Receipts and Disbursements

Comments:

Special revenue funds account for the proceeds of specific revenue sources (other than for major capital projects) that are legally restricted to expenditure for specified purposes.

Transportation Fund Statements:

SCHEDULE C-2	Balance Sheet
SCHEDULE C-3	Statement of Unappropriated Surplus
SCHEDULE C-4	Statement of Estimated and Realized Revenue
SCHEDULE C-5	Statement of Appropriations and Expenditures

Comments:

The Transportation Fund operates under a budget adopted by the General Assembly. Its major sources of revenue are motor fuels taxes and motor vehicle receipts.

Other Budgeted Special Revenue Funds:

SCHEDULE C-6	Statement of Appropriations and Expenditures
--------------	--

Grant Funds:

SCHEDULE C-7	General Grants – Statement of Appropriations and Expenditures
SCHEDULE C-8	Transportation Grants – Statement of Appropriations and Expenditures

**SPECIAL REVENUE FUNDS
BALANCE SHEET
JUNE 30, 2011**

ASSETS

	CASH AND SHORT TERM INVESTMENTS	ACCRUED TAXES AND INTEREST RECEIVABLE	LOANS RECEIVABLE	DUE FROM OTHER FUNDS
12001 Transportation	\$ 105,100,807	\$ 42,818,000	\$ -	\$ -
12003 Banking	19,112,660	-	-	-
12004 Insurance	9,743,496	-	-	5,056
12005 Probate Court Administration	4,000,000	-	335,000	-
12006 Consumer Counsel and Public Utility Control	5,841,002	-	-	-
12007 Workers Compensation	9,043,526	-	-	10,620
12008 Siting Council	952,091	-	-	-
12009 Mashantucket Pequot and Mohegan Fund	90,186	-	-	-
12010 Soldiers, Sailors and Marines	(4,659,158)	-	-	-
12011 Public Bus Transportation	13,960,901	-	-	-
12012 Municipal Employees Retirement	269,237	-	-	-
12013 Regional Market Operation	974,571	-	-	-
12014 Criminal Injuries Compensation Fund	1,971,441	-	-	1,059
12015 Vending Facilities Operators Fringe Benefits	11,720	-	-	6
12016 Recreation and Natural Heritage Trust	1,552,424	-	-	-
12019 State University Operating Fund	226,765,648	-	-	110,145
12020 Regional Comm/Tech Colleges Operating Fund	57,513,207	-	-	57,553
12021 Tax Exempt Proceeds Fund	4,090,943	-	-	-
12030 Special Assessment Unemployment Compensation	14,071	-	-	-
12033 Economic Development	(266,807)	-	-	-
12034 Economic Assistance Bond Fund	26,900,991	-	-	-
12035 Economic Assistance Revolving Fund	49,551,198	-	116,448,787	-
12036 Connecticut Works	3,977,706	-	37,430,756	-
12037 Tobacco Settlement	-	-	-	4,983
12038 Individual Development Account Reserve Fund	244,183	-	-	-
12039 Housing Repayment & Revolving Loans - Taxable	7,348,103	-	42,973,574	-
12040 Housing Repayment & Revolving Loans - Tax Exempt	2,730,068	-	-	-
12047 Child Care Facilities	243,191	-	-	-
12050 Local Capital Improvement	(4,980,149)	-	-	-
12051 Capital Equipment Purchase	(1,731,611)	-	-	-
12053 Economic Development and Other Grants	1,252,821	-	-	-
12055 Housing for Homeless Persons with AIDS	(191,613)	-	-	-
12056 Budget Reserve	48,346	-	-	-
12058 Special Contaminated Property Remediation/Insurance	918,855	-	1,230,352	-
12059 Hartford Downtown Redevelopment	(271,467)	-	-	-
12060 Federal & Other Restricted Account	330,271,225	-	2,071,700	47,879
12062 Transportation Grant & Restricted Account	59,154,347	-	-	-
12064 Housing Assistance Bond Fund - Taxable	5,935,258	-	-	-
12065 Housing Assistance Bond Fund - Tax Exempt	4,675,214	-	803,186	-
12066 Housing Trust Fund	24,529,904	-	18,750,855	-
Various Employment Security	25,344,077	-	-	6,758
Various Grants to Local Governments and Others	52,621,898	-	-	-
Various University/Health Center Operating Fund	273,263,012	-	-	155,575
Various University/Health Center Research Foundation	61,169,946	-	-	9,364
Totals	\$ 1,379,087,469	\$ 42,818,000	\$ 220,044,210	\$ 408,998

LIABILITIES, RESERVES, FUND BALANCES AND SURPLUS

LONG TERM INVESTMENTS	TOTAL ASSETS	RESERVE FOR RECEIVABLES	APPROPRIATIONS CONTINUED	FUND BALANCES AND SURPLUS	TOTAL LIABILITIES, RESERVES, FUND BALANCES, AND SURPLUS
\$ -	\$ 147,918,807	\$ -	\$ 40,553,675	\$ 107,365,132	\$ 147,918,807
-	19,112,660	-	115,000	18,997,660	19,112,660
-	9,748,552	-	-	9,748,552	9,748,552
-	4,335,000	335,000	2,407,170	1,592,830	4,335,000
-	5,841,002	-	-	5,841,002	5,841,002
-	9,054,146	-	81,500	8,972,646	9,054,146
-	952,091	-	329,683	622,408	952,091
-	90,186	-	-	90,186	90,186
-	(4,659,158)	-	-	(4,659,158)	(4,659,158)
-	13,960,901	-	12,392,122	1,568,779	13,960,901
-	269,237	-	73,361	195,876	269,237
-	974,571	-	-	974,571	974,571
-	1,972,500	-	-	1,972,500	1,972,500
-	11,726	-	-	11,726	11,726
-	1,552,424	-	887,029	665,395	1,552,424
-	226,875,793	-	968,560,959	(741,685,166)	226,875,793
-	57,570,760	-	108,999,372	(51,428,612)	57,570,760
-	4,090,943	-	3,099,449	991,494	4,090,943
-	14,071	-	-	14,071	14,071
-	(266,807)	-	5,870,484	(6,137,291)	(266,807)
-	26,900,991	-	13,752,503	13,148,488	26,900,991
-	165,999,985	116,448,787	17,673,011	31,878,187	165,999,985
-	41,408,462	37,430,756	-	3,977,706	41,408,462
-	4,983	-	-	4,983	4,983
438,128	682,311	-	532,031	150,280	682,311
-	50,321,677	42,973,574	2,254,172	5,093,931	50,321,677
-	2,730,068	-	-	2,730,068	2,730,068
-	243,191	-	-	243,191	243,191
-	(4,980,149)	-	10,018,580	(14,998,729)	(4,980,149)
-	(1,731,611)	-	15,551,273	(17,282,884)	(1,731,611)
-	1,252,821	-	3,348,828	(2,096,007)	1,252,821
-	(191,613)	-	-	(191,613)	(191,613)
-	48,346	-	-	48,346	48,346
-	2,149,207	1,230,352	1,261,684	(342,829)	2,149,207
-	(271,467)	-	3,797,948	(4,069,415)	(271,467)
-	332,390,804	2,071,700	1,373,178,982	(1,042,859,878)	332,390,804
-	59,154,347	-	2,314,164,571	(2,255,010,224)	59,154,347
-	5,935,258	-	3,360,557	2,574,701	5,935,258
-	5,478,400	803,186	2,477,056	2,198,158	5,478,400
-	43,280,759	18,750,855	22,613,657	1,916,247	43,280,759
-	25,350,835	-	51,052,432	(25,701,597)	25,350,835
-	52,621,898	-	172,843,028	(120,221,130)	52,621,898
-	273,418,587	-	364,329,384	(90,910,797)	273,418,587
-	61,179,310	-	105,125,530	(43,946,220)	61,179,310
<u>\$ 438,128</u>	<u>\$ 1,642,796,805</u>	<u>\$ 220,044,210</u>	<u>\$ 5,620,705,031</u>	<u>\$ (4,197,952,436)</u>	<u>\$ 1,642,796,805</u>

**SPECIAL REVENUE FUNDS
STATEMENT OF CASH RECEIPTS AND DISBURSEMENTS
FISCAL YEAR ENDED JUNE 30, 2011**

RECEIPTS AND

	CASH AND SHORT TERM INVESTMENTS JULY 1, 2010	TAXES	OTHER RECEIPTS	SALE OF BONDS	
12001	Transportation	\$ 102,004,502	\$ 715,351,394	\$ 368,624,644	\$ -
12003	Banking	20,913,936	-	40,916,068	-
12004	Insurance	11,493,459	-	22,597,477	-
12005	Probate Court Administration	4,692,289	-	35,209,429	-
12006	Consumer Counsel and Public Utility Control	7,767,387	-	20,223,294	-
12007	Workers' Compensation	17,590,535	-	14,613,177	-
12008	Siting Council	960,359	-	2,400,421	-
12009	Mashantucket Pequot and Mohegan Fund	70,093	-	-	-
12010	Soldiers, Sailors and Marines	(3,960,138)	-	120	-
12011	Public Bus Transportation	12,134,328	-	36,073,958	-
12012	Municipal Employees Retirement	435,439	-	1,428,426	-
12013	Regional Market Operations	982,139	-	943,145	-
12014	Criminal Injuries Compensation	3,475,596	-	3,162,442	-
12015	Vending Facilities Operators Fringe Benefits	3,726	-	7,992	-
12016	Recreation and Natural Heritage Trust	1,656,485	-	67	-
12019	State University Operating Fund	187,458,796	-	662,142,737	-
12020	Regional Comm/Tech Colleges Operating Fund	73,001,069	-	228,883,890	-
12021	Tax Exempt Proceeds Fund	4,389,337	-	501,871	-
12030	Special Assessment Unemployment Compensation	22,936	-	61,011	-
12033	Economic Development	(4,007,065)	-	-	5,000,000
12034	Economic Assistance Bond Fund	2,537,390	-	-	60,800,000
12035	Economic Assistance Revolving Fund	37,302,804	-	18,427,594	-
12036	Connecticut Works	3,977,706	-	-	-
12037	Tobacco Settlement	-	-	121,422,005	-
12038	Individual Development Account Reserve Fund	285,555	-	95,000	-
12039	Housing Repayment & Revolving Loans - Taxable	8,122,456	-	2,458,302	-
12040	Housing Repayment & Revolving Loans - Tax Exempt	2,730,068	-	-	-
12047	Child Care Facilities	243,191	-	-	-
12050	Local Capital Improvement	(9,998,256)	-	-	25,000,000
12051	Capital Equipment Purchase	10,355,115	-	-	-
12053	Economic Development and Other Grants	1,252,821	-	-	-
12055	Housing for Homeless Persons with AIDS	(191,613)	-	-	-
12056	Budget Reserve	103,273,466	-	-	-
12058	Special Contaminated Property Remediation/Insurance	953,444	-	51,411	-
12059	Hartford Downtown Redevelopment	1,519,445	-	-	-
12060	Federal & Other Restricted Account	471,250,914	480	1,996,657,654	-
12062	Transportation Grant & Restricted Account	30,006,004	-	789,106,587	-
12064	Housing Assistance Bond Fund - Taxable	4,078,577	-	-	13,245,000
12065	Housing Assistance Bond Fund - Tax Exempt	5,560,935	-	-	-
12066	Housing Trust Fund	5,081,763	-	7,014	30,000,000
Various	Employment Security	21,370,381	-	98,350,215	-
Various	Grants to Local Governments and Others	125,239,284	-	-	-
Various	University/Health Center Operating Fund	249,029,427	-	1,154,214,614	-
Various	University/Health Center Research Foundation	65,116,109	-	191,120,333	-
	<u>\$ 1,580,182,194</u>	<u>\$ 715,351,874</u>	<u>\$ 5,809,700,898</u>	<u>\$ 134,045,000</u>	

SCHEDULE C-1

TRANSFERS

DISBURSEMENTS

INTERFUND TRANSFERS	TOTALS	CURRENT EXPENSES, FIXED CHARGES, AND CAPITAL OUTLAY	TOTAL DISBURSEMENTS	CASH AND SHORT TERM INVESTMENTS JUNE 30, 2011
\$ 85,750,000	\$ 1,271,730,540	\$ 1,166,629,733	\$ 1,166,629,733	\$ 105,100,807
(20,600,000.00)	41,230,004	22,117,344	22,117,344	19,112,660
6,683	34,097,619	24,354,123	24,354,123	9,743,496
(11,680,127)	28,221,591	24,221,591	24,221,591	4,000,000
-	27,990,681	22,149,679	22,149,679	5,841,002
(3,982,006)	28,221,706	19,178,180	19,178,180	9,043,526
(500,000.00)	2,860,780	1,908,689	1,908,689	952,091
61,800,000	61,870,093	61,779,907	61,779,907	90,186
2,265,642	(1,694,376)	2,964,782	2,964,782	(4,659,158)
-	48,208,286	34,247,385	34,247,385	13,960,901
-	1,863,865	1,594,628	1,594,628	269,237
-	1,925,284	950,713	950,713	974,571
(1,272,619)	5,365,419	3,393,978	3,393,978	1,971,441
2	11,720	-	-	11,720
-	1,656,552	104,128	104,128.00	1,552,424
(46,823,510)	802,778,023	576,012,375	576,012,375	226,765,648
(933,660)	300,951,299	243,438,092	243,438,092	57,513,207
-	4,891,208	800,265	800,265	4,090,943
(69,876)	14,071	-	-	14,071
733,754	1,726,689	1,993,496	1,993,496	(266,807)
-	63,337,390	36,436,399	36,436,399	26,900,991
-	55,730,398	6,179,200	6,179,200	49,551,198
-	3,977,706	-	-	3,977,706
(121,422,005)	-	-	-	-
-	380,555	136,372	136,372	244,183
(733,753)	9,847,005	2,498,902	2,498,902	7,348,103
-	2,730,068	-	-	2,730,068
-	243,191	-	-	243,191
-	15,001,744	19,981,893	19,981,893	(4,980,149)
-	10,355,115	12,086,726	12,086,726	(1,731,611)
-	1,252,821	-	-	1,252,821
-	(191,613)	-	-	(191,613)
(103,225,120.00)	48,346	-	-	48,346
-	1,004,855	86,000	86,000	918,855
-	1,519,445	1,790,912	1,790,912	(271,467)
(26,431,238)	2,441,477,810	2,111,206,585	2,111,206,585	330,271,225
15,787,185	834,899,776	775,745,429	775,745,429	59,154,347
-	17,323,577	11,388,319	11,388,319	5,935,258
-	5,560,935	885,721	885,721	4,675,214
-	35,088,777	10,558,873	10,558,873	24,529,904
2,540,972	122,261,568	96,917,491	96,917,491	25,344,077
-	125,239,284	72,617,386	72,617,386	52,621,898
(15,363,442)	1,387,880,599	1,114,617,587	1,114,617,587	273,263,012
15,198	256,251,640	195,081,694	195,081,694	61,169,946
<u>\$ (184,137,920)</u>	<u>\$ 8,055,142,046</u>	<u>\$ 6,676,054,577</u>	<u>\$ 6,676,054,577</u>	<u>\$ 1,379,087,469</u>

**STATE OF CONNECTICUT TRANSPORTATION FUND
BALANCE SHEET
JUNE 30, 2011**

Assets

Cash and Short Term Investments	\$ 105,100,807
Accrued Taxes Receivable	<u>42,818,000</u>
Total Assets	<u>\$ 147,918,807</u>

Liabilities, Reserves and Surplus

Appropriations to be Continued to Fiscal Year 2011-2012	\$ 40,553,675
Unappropriated Surplus - Schedule C-3	<u>107,365,132</u>
Total Liabilities, Reserves and Surplus	<u>\$ 147,918,807</u>

**STATE OF CONNECTICUT TRANSPORTATION FUND
STATEMENT OF UNAPPROPRIATED SURPLUS
FISCAL YEAR ENDED JUNE 30, 2011**

Realized Revenue - Schedule C-4	\$ 1,167,207,643
Expenditures - Schedule C-5	<u>1,166,629,733</u>
Excess Revenue over Expenditures	577,910
Miscellaneous Adjustments	173
Prior Year Budgeted Appropriations Continued to Fiscal Year 2010-2011	41,977,035
Budgeted Appropriations Continued to Fiscal Year 2011-2012	<u>(40,553,674)</u>
Surplus	2,001,444
Unappropriated Surplus, July 1, 2010	<u>105,363,688</u>
Unappropriated Surplus, June 30, 2011	<u>\$ 107,365,132</u>

**STATE OF CONNECTICUT TRANSPORTATION FUND
STATEMENT OF ESTIMATED AND REALIZED REVENUE
FISCAL YEAR ENDED JUNE 30, 2011**

	<u>Realized Revenue</u>	<u>Budgeted Revenue</u>	<u>Realized Over (Under) Budgeted</u>
TAXES			
Motor Fuels Tax	\$ 483,526,139	\$ 489,700,000	\$ (6,173,861)
Sales Tax - DMV	71,942,605	65,300,000	6,642,605
Oil Companies	165,300,000	165,300,000	-
Totals	720,768,744	720,300,000	468,744
Less Refunds	(6,769,350)	(6,900,000)	130,650
Net Taxes	713,999,394	713,400,000	599,394
OTHER REVENUE			
Motor Vehicle Receipts	220,144,426	225,200,000	(5,055,574)
Licenses, Permits and Fees	135,453,360	137,300,000	(1,846,640)
Interest Income	5,505,557	15,000,000	(9,494,443)
Federal Grants	9,359,810	5,800,000	3,559,810
Transfer from Other Funds	107,550,000	107,600,000	(50,000)
Transfer to Emissions Enterprise Fund	(6,500,000)	(6,500,000)	-
Transfer to TSB Account	(15,300,000)	(15,300,000)	-
Totals	456,213,153	469,100,000	(12,886,847)
Less Refunds of Payments	(3,004,904)	(2,500,000)	(504,904)
Net Other Revenue	453,208,249	466,600,000	(13,391,751)
Total Budgeted Revenue	<u>\$ 1,167,207,643</u>	<u>\$ 1,180,000,000</u>	<u>\$ (12,792,357)</u>

**STATE OF CONNECTICUT TRANSPORTATION FUND
STATEMENT OF APPROPRIATIONS AND EXPENDITURES
FISCAL YEAR ENDED JUNE 30, 2011**

	CONTINUED AND INITIAL APPROPRIATIONS	APPROPRIATION ADJUSTMENTS	TOTAL APPROPRIATIONS	EXPENDITURES	APPROPRIATIONS LAPSED CONTINUED	
GENERAL GOVERNMENT						
DEPARTMENT OF ADMINISTRATIVE SERVICES						
10020 OTHER EXPENSES	\$ 2,717,500	\$ (2,717,500)	\$ -	\$ -	\$ -	\$ -
12507 INSURANCE AND RISK MANAGEMENT	-	2,717,500	2,717,500	1,077,741	1,639,759	-
TOTAL GENERAL GOVERNMENT	2,717,500	-	2,717,500	1,077,741	1,639,759	-
REGULATION AND PROTECTION						
DEPARTMENT OF MOTOR VEHICLES						
10010 PERSONAL SERVICES	39,006,604	-	39,006,604	38,994,079	12,525	-
10020 OTHER EXPENSES	13,275,716	-	13,275,716	13,240,961	-	34,755
10050 EQUIPMENT	609,071	-	609,071	238,944	70,127	300,000
12067 REFLECTIVE LICENSE PLATES	14,513,440	-	14,513,440	1,686,087	-	12,827,353
12091 CVISIN PROJECT	390,547	-	390,547	339,639	-	50,908
TOTAL REGULATION AND PROTECTION	67,795,378	-	67,795,378	54,499,710	82,652	13,213,016
TRANSPORTATION						
DEPARTMENT OF TRANSPORTATION						
10010 PERSONAL SERVICES	148,049,749	13,307,113	161,356,862	161,349,424	7,438	-
10020 OTHER EXPENSES	46,926,685	10,728,000	57,654,685	57,338,652	316,033	-
10050 EQUIPMENT	3,117,285	-	3,117,285	2,854,772	-	262,513
10070 MINOR CAPITOL PROJECTS	622,914	-	622,914	455,665	-	167,249
10080 HIGHWAY & BRIDGE RENEWAL EQUIPMENT	7,208,499	-	7,208,499	7,197,441	-	11,058
12017 HIGHWAY PLANNING AND RESEARCH	4,016,081	-	4,016,081	2,463,061	-	1,553,020
12168 RAIL OPERATIONS	137,901,327	(10,850,000)	127,051,327	126,681,216	370,111	-
12175 BUS OPERATIONS	132,955,915	-	132,955,915	132,605,184	350,731	-
12293 HIGHWAY AND BRIDGE RENEWAL	21,767,808	-	21,767,808	13,730,027	-	8,037,781
12334 TWEED-NEW HAVEN AIRPORT GRANT	1,500,000	-	1,500,000	1,500,000	-	-
12378 ADA PARA-TRANSIT PROGRAM	25,565,960	-	25,565,960	25,523,811	42,149	-
12379 NON-ADA DIAL-A-RIDE PROGRAM	576,361	-	576,361	576,357	4	-
12429 SOUTHEAST INTERMODAL TRANSPORT CTR	15,260	-	15,260	15,000	260	-
17051 EMERGENCY RELIEF-TOWN REPAIRS	1,166,440	-	1,166,440	340,400	-	826,040
TOTAL TRANSPORTATION	531,390,284	13,185,113	544,575,397	532,631,010	1,086,726	10,857,661
NON-FUNCTIONAL						
12285 DEBT SERVICE	458,839,454	(4,000,000)	454,839,454	441,433,329	13,406,125	-
12015 RESERVE FOR SALARY ADJUSTMENTS	25,668,111	(9,185,113)	16,482,998	-	-	16,482,998
12235 WORKERS' COMPENSATION	6,700,783	-	6,700,783	5,386,992	1,313,791	-
12005 UNEMPLOYMENT COMPENSATION	345,000	-	345,000	333,046	11,954	-
12006 EMPLOYEES RETIREMENT CONTRIBUTIONS	82,437,000	-	82,437,000	82,437,000	-	-
12010 GROUP LIFE INSURANCE	324,000	-	324,000	277,908	46,092	-
12011 EMPLOYERS SOCIAL SECURITY TAX	19,611,180	-	19,611,180	14,555,654	5,055,526	-
12012 STATE EMPLOYEES HEALTH SERVICE COST	34,032,200	-	34,032,200	33,997,343	34,857	-
12284 INSURANCE RECOVERIES	-	-	-	-	-	-
TOTAL NON-FUNCTIONAL	627,957,728	(13,185,113)	614,772,615	578,421,272	19,868,345	16,482,998
TOTAL BUDGETED APPROPRIATIONS	\$ 1,229,860,890	\$ -	\$ 1,229,860,890	\$ 1,166,629,733	\$ 22,677,482	\$ 40,553,675

**OTHER BUDGETED SPECIAL REVENUE FUNDS
STATEMENT OF APPROPRIATIONS AND EXPENDITURES
FISCAL YEAR ENDED JUNE 30, 2011**

	CONTINUED AND INITIAL APPROPRIATION	APPROPRIATION ADJUSTMENTS	TOTAL APPROPRIATIONS	EXPENDITURES	APPROPRIATIONS LAPSED	CONTINUED
BANKING FUND - 12003						
DEPARTMENT OF BANKING						
10010 PERSONAL SERVICES	\$ 11,072,611	\$ (105,000)	\$ 10,967,611	\$ 9,882,175	\$ 1,085,436	\$ -
10020 OTHER EXPENSES	1,985,735	-	1,985,735	1,471,632	414,103	100,000
10050 EQUIPMENT	36,708	-	36,708	16,571	5,137	15,000
12244 FRINGE BENEFITS	6,137,321	105,000	6,242,321	6,209,316	33,005	-
12262 INDIRECT OVERHEAD	1,052,326	-	1,052,326	1,039,567	12,759	-
AGENCY TOTAL	20,284,701	-	20,284,701	18,619,261	1,550,440	115,000
DEPARTMENT OF LABOR						
12471 CUSTOMIZED SERVICES	500,000	-	500,000	500,000	-	-
AGENCY TOTAL	500,000	-	500,000	500,000	-	-
JUDICIAL DEPARTMENT						
12472 FORECLOSURE MEDIATION PROGRAM	3,349,982	-	3,349,982	2,998,083	351,899	-
AGENCY TOTAL	3,349,982	-	3,349,982	2,998,083	351,899	-
TOTAL BANKING FUND	\$ 24,134,683	\$ -	\$ 24,134,683	\$ 22,117,344	\$ 1,902,339	\$ 115,000
INSURANCE FUND - 12004						
INSURANCE DEPARTMENT						
10010 PERSONAL SERVICES	\$ 13,460,483	\$ (367,427)	\$ 13,093,056	\$ 11,842,086	\$ 1,250,970	\$ -
10020 OTHER EXPENSES	1,920,280	454,365	2,374,645	2,374,232	413	-
10050 EQUIPMENT	51,256	-	51,256	50,952	304	-
12244 FRINGE BENEFITS	8,029,516	(87,034)	7,942,482	7,415,508	526,974	-
12262 INDIRECT OVERHEAD	701,396	96	701,492	701,492	-	-
AGENCY TOTAL	24,162,931	-	24,162,931	22,384,270	1,778,661	-
OFFICE OF THE MANAGED CARE OMBUDSMAN						
10010 PERSONAL SERVICES	757,235	(15,000)	742,235	619,209	123,026	-
10020 OTHER EXPENSES	136,373	-	136,373	136,371	2	-
10050 EQUIPMENT	2,280	-	2,280	1,146	1,134	-
12244 FRINGE BENEFITS	380,821	15,000	395,821	393,011	2,810	-
12262 INDIRECT OVERHEAD	1	-	1	(527)	528	-
AGENCY TOTAL	1,276,710	-	1,276,710	1,149,210	127,500	-
DEPARTMENT OF SOCIAL SERVICES						
10020 OTHER EXPENSES	475,000	-	475,000	475,000	-	-
AGENCY TOTAL	475,000	-	475,000	475,000	-	-
OFFICE OF POLICY AND MANAGEMENT						
10010 PERSONAL SERVICES	248,140	-	248,140	225,148	22,992	-
10020 OTHER EXPENSES	6,900	-	6,900	3,290	3,610	-
12244 FRINGE BENEFITS	125,725	-	125,725	117,204	8,521	-
AGENCY TOTAL	380,765	-	380,765	345,642	35,123	-
TOTAL INSURANCE FUND	\$ 26,295,406	\$ -	\$ 26,295,406	\$ 24,354,122	\$ 1,941,284	\$ -
CONSUMER COUNSEL AND PUBLIC UTILITY CONTROL FUND - 12006						
OFFICE OF CONSUMER COUNSEL						
10010 PERSONAL SERVICES	\$ 1,415,588	\$ -	\$ 1,415,588	\$ 1,150,808	\$ 264,780	\$ -
10020 OTHER EXPENSES	529,482	-	529,482	344,937	184,545	-
10050 EQUIPMENT	9,000	-	9,000	1,534	7,466	-
12244 FRINGE BENEFITS	859,161	-	859,161	743,327	115,834	-
12262 INDIRECT OVERHEAD	423,906	-	423,906	423,571	335	-
AGENCY TOTAL	3,237,137	-	3,237,137	2,664,177	572,960	-
DEPARTMENT OF PUBLIC UTILITY CONTROL						
10010 PERSONAL SERVICES	11,594,389	(101,486)	11,492,903	10,152,258	1,340,645	-
10020 OTHER EXPENSES	1,584,642	131,486	1,716,128	1,715,318	810	-
10050 EQUIPMENT	57,475	(30,000)	27,475	22,622	4,853	-
12244 FRINGE BENEFITS	6,733,781	-	6,733,781	6,387,043	346,738	-
12262 INDIRECT OVERHEAD	85,872	-	85,872	58,723	27,149	-

SCHEDULE C-6

	AND INITIAL APPROPRIATION	APPROPRIATION ADJUSTMENTS	TOTAL APPROPRIATIONS	EXPENDITURES	APPROPRIATIONS	
					LAPSED	CONTINUED
AGENCY TOTAL	20,056,159	-	20,056,159	18,335,964	1,720,195	-
OFFICE OF POLICY AND MANAGEMENT						
10010 PERSONAL SERVICES	746,000	(4,000)	742,000	702,719	39,281	-
10020 OTHER EXPENSES	27,443	-	27,443	10,840	16,603	-
12244 FRINGE BENEFITS	432,680	4,000	436,680	435,979	701	-
AGENCY TOTAL	1,206,123	-	1,206,123	1,149,538	56,585	-
TOTAL CONSUMER COUNSEL AND PUBLIC UTILITY CONTROL FUND						
	<u>\$ 24,499,419</u>	<u>\$ -</u>	<u>\$ 24,499,419</u>	<u>\$ 22,149,679</u>	<u>\$ 2,349,740</u>	<u>\$ -</u>
WORKERS' COMPENSATION FUND - 12007						
DIVISION OF CRIMINAL JUSTICE						
10010 PERSONAL SERVICES	\$ 349,182	\$ -	\$ 349,182	\$ 349,182	\$ -	\$ -
10020 OTHER EXPENSES	21,653	-	21,653	13,828	7,825	-
10050 EQUIPMENT	1	-	1	-	1	-
12244 FRINGE BENEFITS	212,051	-	212,051	212,051	-	-
AGENCY TOTAL	582,887	-	582,887	575,061	7,826	-
DEPARTMENT OF LABOR						
12045 OCCUPATIONAL HEALTH CLINICS	674,587	-	674,587	610,421	64,166	-
AGENCY TOTAL	674,587	-	674,587	610,421	64,166	-
WORKERS' COMPENSATION COMMISSION						
10010 PERSONAL SERVICES	10,040,000	-	10,040,000	8,657,752	1,382,248	-
10020 OTHER EXPENSES	2,558,530	-	2,558,530	2,263,712	213,318	81,500
10050 EQUIPMENT	87,150	-	87,150	-	87,150	-
12066 REHABILITATIVE SERVICES	1,275,913	350,000	1,625,913	1,542,935	82,978	-
12244 FRINGE BENEFITS	5,805,640	(350,000)	5,455,640	4,347,208	1,108,432	-
12262 INDIRECT OVERHEAD	1,202,971	-	1,202,971	1,181,091	21,880	-
AGENCY TOTAL	20,970,204	-	20,970,204	17,992,698	2,896,006	81,500
TOTAL WORKERS' COMPENSATION FUND	<u>\$ 22,227,678</u>	<u>\$ -</u>	<u>\$ 22,227,678</u>	<u>\$ 19,178,180</u>	<u>\$ 2,967,998</u>	<u>\$ 81,500</u>
MASHANTUCKET PEQUOT AND MOHEGAN FUND - 12009						
NON-FUNCTIONAL						
17005 GRANTS TO TOWNS	\$ 61,779,907	\$ -	\$ 61,779,907	\$ 61,779,907	\$ -	\$ -
AGENCY TOTAL	61,779,907	-	61,779,907	61,779,907	-	-
TOTAL MASHANTUCKET PEQUOT & MOHEGAN FUND	<u>\$ 61,779,907</u>	<u>\$ -</u>	<u>\$ 61,779,907</u>	<u>\$ 61,779,907</u>	<u>\$ -</u>	<u>\$ -</u>
SOLDIERS, SAILORS AND MARINES' FUND - 12010						
SOLDIERS, SAILORS AND MARINES						
10010 PERSONAL SERVICES	\$ 568,991	\$ -	\$ 568,991	\$ 568,455	\$ 536	\$ -
10020 OTHER EXPENSES	63,960	(5,000)	58,960	37,728	21,232	-
12153 AWARD PAYMENTS TO VETERANS	1,979,800	-	1,979,800	1,974,595	5,205	-
12244 FRINGE BENEFITS	380,653	5,000	385,653	384,005	1,648	-
AGENCY TOTAL	2,993,404	-	2,993,404	2,964,783	28,621	-
TOTAL SOLDIERS, SAILORS AND MARINES' FUND	<u>\$ 2,993,404</u>	<u>\$ -</u>	<u>\$ 2,993,404</u>	<u>\$ 2,964,783</u>	<u>\$ 28,621</u>	<u>\$ -</u>
REGIONAL MARKET OPERATION FUND - 12013						
DEPARTMENT OF AGRICULTURE						
10010 PERSONAL SERVICES	\$ 370,000	\$ -	\$ 370,000	\$ 332,327	\$ 37,673	\$ -
10020 OTHER EXPENSES	271,507	58,298	329,805	321,123	8,682	-
10050 EQUIPMENT	1	-	1	-	1	-
12244 FRINGE BENEFITS	245,942	-	245,942	233,739	12,203	-
AGENCY TOTAL	887,450	58,298	945,748	887,189	58,559	-
OFFICE OF THE TREASURY						
DEBT SERVICE - 12285	63,524	-	63,524	63,524	-	-
AGENCY TOTAL	63,524	-	63,524	63,524	-	-
TOTAL REGIONAL MARKET OPERATION FUND	<u>\$ 950,974</u>	<u>\$ 58,298</u>	<u>\$ 1,009,272</u>	<u>\$ 950,713</u>	<u>\$ 58,559</u>	<u>\$ -</u>
CRIMINAL INJURIES COMPENSATION FUND - 12014						
JUDICIAL DEPARTMENT						
12047 CRIMINAL INJURIES COMPENSATION	\$ 3,408,598	\$ -	\$ 3,408,598	\$ 3,393,978	\$ 14,620	\$ -
AGENCY TOTAL	3,408,598	-	3,408,598	3,393,978	14,620	-
TOTAL CRIMINAL INJURIES COMPENSATION FUND	<u>\$ 3,408,598</u>	<u>\$ -</u>	<u>\$ 3,408,598</u>	<u>\$ 3,393,978</u>	<u>\$ 14,620</u>	<u>\$ -</u>

**GRANTS AND RESTRICTED ACCOUNTS FUND
STATEMENT OF APPROPRIATIONS AND EXPENDITURES
FISCAL YEAR ENDED JUNE 30, 2011**

	CONTINUED AND INITIAL	APPROPRIATION	TOTAL		APPROPRIATIONS	
	APPROPRIATIONS	ADJUSTMENTS	APPROPRIATIONS	EXPENDITURES	LAPSED	CONTINUED
OTHER GRANTS AND RESTRICTED ACCOUNTS						
LEGISLATIVE MANAGEMENT						
30184 LEGISLATOR REUNION	\$ 873	\$ -	\$ 873	\$ -	\$ -	\$ 873
30226 ART AT THE CAPITOL	369	1,500	1,869	1,619	-	250
30344 CTN	1,577,612	2,500,000	4,077,612	3,351,897	-	725,715
30382 CT HALL OF FAME	5,580	2,500	8,080	2,464	-	5,616
30473 OLD STATE HOUSE (PRIVATE FUNDS)	143,675	110,423	254,098	1,200	-	252,898
AGENCY TOTAL	1,728,109	2,614,423	4,342,532	3,357,180	-	985,352
COMMISSION ON AGING						
30234 COMMISSION ON AGING DONATIONS	418	-	418	-	-	418
AGENCY TOTAL	418	-	418	-	-	418
COMMISSION ON STATUS OF WOMEN						
30001 AGENCY SUPPORT	15,029	500	15,529	10,659	-	4,870
30085 NTO CONFERENCE (PRIVATE)	5,287	-	5,287	-	-	5,287
30106 THE ECONOMIC STATUS OF WOMEN	12,827	525	13,352	1,097	-	12,255
30149 WOMEN'S ECONOMIC DEVELOPMENT INITIATIVE	76	-	76	-	-	76
AGENCY TOTAL	33,219	1,025	34,244	11,756	-	22,488
COMMISSION ON CHILDREN						
30001 AGENCY SUPPORT	679	75	754	-	-	754
30107 PARENT LEADERSHIP INSTITUTE	886	-	886	622	-	264
30493 CHILD POVERTY PREVENTION	300	-	300	-	-	300
30501 IMPROVING CHILD OUTCOMES	18	-	18	18	-	-
AGENCY TOTAL	1,883	75	1,958	640	-	1,318
COMMISSION ON LATINO AND PUERTO RICAN AFFAIRS						
30001 AGENCY SUPPORT	120	-	120	75	-	45
30061 ANNUAL AWARDS BANQUET	57,081	28,000	85,081	56,384	-	28,697
30396 PERSONAL FINANCE & INVESTMENT EDUCATION	14,535	-	14,535	5,000	-	9,535
35139 HUMAN IMMUNE VIRUS SUMMIT	2,419	-	2,419	2,150	-	269
AGENCY TOTAL	74,155	28,000	102,155	63,609	-	38,546
AFRICAN-AMERICAN AFFAIRS COMMISSION						
30018 ANNUAL CLASSIC AWARDS	1,910	12,569	14,479	11,473	-	3,006
30496 PROMOTE COLLEGE ACCESS	8,296	3,501	11,797	3,060	-	8,737
AGENCY TOTAL	10,206	16,070	26,276	14,533	-	11,743
SECRETARY OF THE STATE						
30019 COMMERCIAL RECORDING ADMINISTRATION	13,376	-	13,376	-	-	13,376
AGENCY TOTAL	13,376	-	13,376	-	-	13,376
ELECTIONS ENFORCEMENT COMMISSION						
30422 CEF RESERVE ACCOUNT	125,000	25,000	150,000	-	-	150,000
35339 CITIZEN ELECTION FUNDS GRANT	39,980,894	(8,321,495)	31,659,399	23,361,389	-	8,298,010
AGENCY TOTAL	40,105,894	(8,296,495)	31,809,399	23,361,389	-	8,448,010
STATE TREASURER						
30076 TREASURY RECYCLING COMMITTEE	132	-	132	-	-	132
30132 BUILDING RENOVATIONS - 55 ELM STREET	32,187	-	32,187	-	-	32,187
35101 PFM ADMINISTRATION EXPENSES	5,695,418	80,681,452	86,376,870	79,897,489	-	6,479,381
35105 SECOND INJURY	1,233,356	8,002,338	9,235,694	6,938,792	-	2,296,902
35107 UNCLAIMED PROPERTY ADMINISTRATIVE EXPENSES	6,649,776	6,677,639	13,327,415	6,327,415	-	7,000,000
35109 BANK COMPENSATION	521,853	4,635,922	5,157,775	4,805,810	-	351,965
35110 SHORT TERM INVESTMENT FUND ADMINISTRATION	307,037	1,195,675	1,502,712	1,258,658	-	244,054
35111 SIF - STIPULATIONS AND REIMBURSEMENTS	3,391,915	16,006,890	19,398,805	15,866,281	-	3,532,524
35140 DEBT SERVICE RETIREMENT	3,437,838	-	3,437,838	2,500,000	-	937,838
35268 CLEAN WATER FUND COST OF ISSUANCE	355,461	801,664	1,157,125	510,879	-	646,246
35269 MUNICIPAL PARTICIPATION ACCOUNT	67,024	86	67,110	66,773	-	337
35325 CT ECON IMPACT AND ANALY ACCT	-	36,468	36,468	-	-	36,468
35369 COI GO TAXABLE TRF 2008 BONDS	132,717	(132,717)	-	-	-	-
35370 CAPI GO TAXABLE TRF 2008 BONDS	96,529,867	-	96,529,867	56,037,321	-	40,492,546
35389 CAPI GO BONDS 2009 A	6,120,254	-	6,120,254	6,120,254	-	-
35391 CAPI GO BONDS 2009 B	1,861,200	-	1,861,200	1,861,200	-	-
35395 CAPI GO BANS 2009 A & B	2,396,276	-	2,396,276	2,396,276	-	-
35406 COI GO ERN 2009A	1,062	-	1,062	1,062	-	-
35407 DSF GO ERN 2009A	40,567,962	-	40,567,962	40,567,962	-	-
35408 CAPI GO BONDS 2009 D	14,201,473	-	14,201,473	8,287,500	-	5,913,973
35410 COI TXBL GO BONDS 2009 B	12,812	-	12,812	12,812	-	-
35413 COI GO BONDS 2010 A	332,343	-	332,343	332,343	-	-
35414 CAPI GO BONDS 2010 A	13,099,303	-	13,099,303	8,860,217	-	4,239,086
35415 COI GO BONDS UCONN 2010 A	377,247	(46,793)	330,454	330,454	-	-
35418 COI GO BONDS 2010 B & C	800,997	-	800,997	800,997	-	-
35419 CAPI GO BONDS 2010 B & C	14,141,786	-	14,141,786	6,398,305	-	7,743,481
35447 COI GO BONDS 2010 D	-	759,507	759,507	755,131	-	4,376
35448 CAPI GO BONDS 2010 C TAXABLE R	-	9,088	9,088	9,088	-	-
35449 CAPI GO BONDS 2010 D TAXABLE B	-	99,954	99,954	99,954	-	-
35452 COI GO BONDS 2011 A	-	800,000	800,000	49,440	-	750,560
35453 COI GO BONDS 2011 B	-	2,224,209	2,224,209	1,394,209	-	830,000
35454 CAPI GO BONDS 2011 B	-	11,108,593	11,108,593	-	-	11,108,593

SCHEDULE C-7

	CONTINUED		TOTAL		APPROPRIATIONS	
	AND INITIAL APPROPRIATIONS	ADJUSTMENTS	APPROPRIATIONS	EXPENDITURES	LAPSED	CONTINUED
35456 CAPI GO BONDS 2011 A	-	6,789,229	6,789,229	89,029	-	6,700,200
AGENCY TOTAL	212,267,296	117,858,624	351,916,500	252,575,651	-	99,340,849
STATE COMPTROLLER						
30448 WALL OF HONOR MEMORIAL	473	550	1,023	1,005	-	18
30489 CORE-CT SETTLEMENT	100,000	-	100,000	-	-	100,000
35120 CMIA SETTLEMENTS	1,005,339	1,504	1,006,843	-	-	1,006,843
35445 FLEXIBLE SPENDING ACCT ADMIN.	-	30,234	30,234	30,197	-	37
AGENCY TOTAL	1,105,812	32,288	1,138,100	31,202	-	1,106,898
DEPARTMENT OF REVENUE SERVICES						
35178 TAX REFUND CHECKBOX ADMINISTRATION	12,736	8,972	21,708	9,490	-	12,218
35412 BOTTLE BILL EXPANSION	75,275	(41,051)	34,224	34,224	-	-
AGENCY TOTAL	88,011	(32,079)	55,932	43,714	-	12,218
DIVISION OF SPECIAL REVENUE						
35113 INDIAN GAMING-MASHANTUCKET	-	2,150,639	2,150,639	2,150,639	-	-
35114 INDIAN GAMING-MOHEGAN	-	2,065,471	2,065,471	2,065,471	-	-
35441 LOTTERY ASSESSMENT ACCOUNT	-	2,873,242	2,873,242	2,873,242	-	-
AGENCY TOTAL	-	7,089,352	7,089,352	7,089,352	-	-
CONNECTICUT LOTTERY CORPORATION						
35121 CT LOTTERY CORPORATION PAYROLL & TELEPHONE	576,480	14,691,461	15,267,941	14,761,988	-	505,953
AGENCY TOTAL	576,480	14,691,461	15,267,941	14,761,988	-	505,953
HOUSING FINANCE AUTHORITY						
35102 CHFA CURRENT EXPENSES	-	17,711,811	17,711,811	17,711,811	-	-
35328 LAND PROT/AFFORD HOUSING/HISTORICAL PRESERVATION	53,110	3,178,177	3,231,287	2,496,597	-	734,690
AGENCY TOTAL	53,110	20,889,988	20,943,098	20,208,408	-	734,690
OFFICE OF POLICY AND MANAGEMENT						
30034 UNITED WE STAND	59,862	11,045	70,907	-	-	70,907
30156 ADRIAN'S LANDING CONSTRUCTION	210,940	-	210,940	18,559	-	192,381
30185 LONG TERM CARE INSURANCE STUDY	136,496	17,911	154,407	28,127	-	126,280
30245 KEEP KIDS SAFE	34,290	8,790	43,080	-	-	43,080
30370 ENERGY ADVISORY BOARD CONFERENCES	578,691	565,000	1,143,691	148,558	-	995,133
30371 SCIENCE CENTER DONATIONS	1,003,249	32,085	1,035,334	674,540	-	360,794
30457 CCEDA PAYMENTS	1	-	1	-	-	1
30519 ENERGY COST RECOVERY	-	819	819	819	-	-
35168 DISPOSITION OF SURPLUS STATE PROPERTY	228	-	228	-	-	228
35216 AMISTAD COMMEMORATION	9,030	1,540	10,570	-	-	10,570
35220 OLYMPIC SPIRIT LICENSE PLATES	275	1,430	1,705	1,320	-	385
35297 FIGHT CHILDREN'S CANCER PLATE	1,010	3,135	4,145	3,335	-	810
35312 ENERGY UNIT LOAD MANAGEMENT	613,076	713,548	1,326,624	407,528	-	919,096
35362 MUNICIPAL VIDEO COMPETITION	3,855,933	2,576,055	6,431,988	3,855,933	-	2,576,055
35382 SUPPORT OUR TROOPS DMV PLATE	480	865	1,345	1,075	-	270
35404 CT NURSES FOUNDATION PLATE	435	1,220	1,655	1,520	-	135
90526 HOUSING ZONE PROGRAM	2,110,267	-	2,110,267	472,203	-	1,638,064
90545 HARTFORD URBAN YOUTH VIOLENCE GRANT	4,939	-	4,939	4,939	-	-
AGENCY TOTAL	8,619,202	3,933,443	12,552,645	5,618,456	-	6,934,189
DEPARTMENT OF VETERANS AFFAIRS						
35104 INSTITUTIONAL GENERAL WELFARE FUND	567,767	1,043,175	1,610,942	1,430,902	-	180,040
35106 ACTIVITY FUND	6,261	25,000	31,261	26,178	-	5,083
AGENCY TOTAL	574,028	1,068,175	1,642,203	1,457,080	-	185,123
OFFICE OF WORKFORCE COMPETITIVENESS						
30484 INTERAGENCY MOA	-	1,144,626	1,144,626	1,144,626	-	-
35387 INTERAGENCY MOA	-	495,000	495,000	495,000	-	-
AGENCY TOTAL	-	1,639,626	1,639,626	1,639,626	-	-
DEPARTMENT OF ADMINISTRATIVE SERVICES						
30022 CONFERENCES & SEMINARS	3,228	-	3,228	2,931	-	297
90451 CONTRACT STANDARDS BOARD	21	-	21	-	-	21
AGENCY TOTAL	3,249	-	3,249	2,931	-	318
DEPARTMENT OF INFORMATION TECHNOLOGY						
30069 EMPLOYEE HEALTH AND FITNESS CENTER	13,641	16,589	30,230	14,268	-	15,962
35264 ED-NET ACCOUNT	2,607,168	2,270,264	4,877,432	2,319,828	-	2,557,604
90592 E911 TELECOMM FUND B TOP MATCH	-	8,000,000	8,000,000	4,636,218	-	3,363,782
AGENCY TOTAL	2,620,809	10,286,853	12,907,662	6,970,314	-	5,937,348
DEPARTMENT OF PUBLIC WORKS						
30003 ENERGY CONSERVATION PROJECTS IN STATE BUILDINGS	4,654,477	-	4,654,477	1,094,983	-	3,559,494
30266 IMPROVEMENTS TO ARUTE ATHLETIC FIELDS, PHASE II	3,215	-	3,215	-	-	3,215
30285 SCHOOL CONSTRUCTION - ADDITIONS AND RENOVATIONS	34,591,274	80,447,313	115,038,587	6,368,448	-	108,670,139
30308 REPAIRS TO WOLFF-ZACKIN NATATORIUM - STORRS	4,310	-	4,310	-	-	4,310
35149 SALES & SERVICE - BUS ENTERPRISE	6,034	-	6,034	5,463	-	571
35306 SITE ACQUISITION, CAPITAL DEVELOPMENT, IMPROVEMENT	500	-	500	-	-	500
35400 HEAT & COOLING REVOLVING FUND	879,717	6,054,975	6,934,692	5,486,674	-	1,448,018
39001 CAPITAL PROJECT NON-FEDERAL RECEIVABLE	91,000	-	91,000	23,640	-	67,360
90157 MASTER PLAN - MERGE THAMES VTC AND MOHEGAN CC	143	-	143	-	-	143
90169 IMPROVEMENTS TO FLEET GARAGES	23,711	-	23,711	-	-	23,711
90200 AGENCY FUNDED CAPITAL PROJECTS ADMINISTRATION	1,750,236	2,498,543	4,248,779	1,582,600	-	2,666,179
90220 ENVIRONMENTAL PROTECTION PROJECTS	72,073	-	72,073	-	-	72,073

SCHEDULE C-7

	CONTINUED		TOTAL		APPROPRIATIONS	
	AND INITIAL APPROPRIATIONS	ADJUSTMENTS	APPROPRIATIONS	EXPENDITURES	LAPSED	CONTINUED
90228 CHEFA FINANCED CT STATE UNIVERSITY PROJECT	161,510	1,273,801	1,435,311	972,791	-	462,520
90249 CAPITAL PROJECTS - SOUTHERN	73,768	-	73,768	31,320	-	42,448
90252 CAPITAL PROJECTS - WESTERN	-	522,500	522,500	200,000	-	322,500
90263 CAPITOL PROJECTS - EASTERN	50,933	-	50,933	-	-	50,933
90267 CAPITAL PROJECTS - CENTRAL	613,756	2,866,800	3,480,556	845,928	-	2,634,628
90270 CAPITAL PROJECTS -COMMUNITY TECHNICAL COLLEGE	2,509,512	17,500	2,527,012	453,679	-	2,073,333
90273 CAPITAL PROJECTS-NORWALK COMMUNITY COLLEGE OPR FUND	290,492	-	290,492	41,971	-	248,521
90276 CAPITAL PROJECTS - HOUSATONIC COMMUNITY COLLEGE	400,830	46,000	446,830	379,423	-	67,407
90293 EMERGENCY MANAGEMENT OFFICE RENOVATION	5,767	-	5,767	-	-	5,767
90456 AGRICULTURAL VIABILITY PA05228	-	30,000	30,000	-	-	30,000
AGENCY TOTAL	46,183,258	93,757,432	139,940,690	17,486,920	-	122,453,770
ATTORNEY GENERAL						
35201 CONSUMER PROTECTION CASES	1,570,685	13,167	1,583,852	179,175	-	1,404,677
90278 CLIENT AGENCY COSTS	226,924	-	226,924	171,039	-	55,885
90298 SECOND INJURY	39,409	35,000	74,409	41,520	-	32,889
AGENCY TOTAL	1,837,018	48,167	1,885,185	391,734	-	1,493,451
DIVISION OF CRIMINAL JUSTICE						
30477 TRANSFER OF SEIZED PROPERTY	22,766	-	22,766	22,766	-	-
35141 DRUG ASSETS FORFEITURE REVOLVING ACCOUNT	115,855	247,747	363,602	260,911	-	102,691
90216 STOP VIOLENCE AGAINST WOMEN	-	122,167	122,167	122,167	-	-
90568 VAW RECOVERY ACT GRANT STATE	12,623	-	12,623	12,623	-	-
90570 DV POLICE INVESTIGATION KITS	12,719	-	12,719	2,284	-	10,435
90572 AUDIT CRIMINAL HISTORY	3,596	6,400	9,996	8,516	-	1,480
90580 DV POLICE INVEST. KITS - 3	-	16,332	16,332	16,332	-	-
AGENCY TOTAL	167,559	392,646	560,205	445,599	-	114,606
DEPARTMENT OF PUBLIC SAFETY						
30007 MISCELLANEOUS GRANTS	235,488	2,145	237,633	208,100	-	29,533
30164 AIRPORT SECURITY OFFICERS	544	-	544	-	-	544
30451 AAA TRAFFIC SAFETY GRANT	5,322	-	5,322	-	-	5,322
30500 NECASA	5,542	6,981	12,523	4,962	-	7,561
34906 SECURING THE CITIES PROG	2,516,228	(107,380)	2,408,848	70,287	-	2,338,561
35113 INDIAN GAMING - MASHANTUCKET	-	3,905,978	3,905,978	3,905,978	-	-
35114 INDIAN GAMING - MOHEGAN	-	3,265,792	3,265,792	3,265,792	-	-
35142 DRUG ASSETS FORFEITURE REVOLVING ACCOUNT	116,693	1,734,227	1,850,920	1,632,145	-	218,775
35190 ENHANCED 9-1-1 TELECOMMUNICATIONS FUND	20,105,235	21,936,982	42,042,217	25,925,542	-	16,116,675
35229 COLLECT SYSTEM	651,678	22,153	673,831	181,256	-	492,575
35235 "EXPLORER" TROOPS	6,832	-	6,832	176	-	6,656
35238 APPLICANT FINGERPRINT CARD SUBMISSION	118,135	1,200,765	1,318,900	1,114,967	-	203,933
35241 PISTOL PERMITS - ELIGIBILITY CERTIFICATES	817	142	959	-	-	959
35242 BUILDING PERMIT APPLICATIONS - EDUCATION FEES	1,110,387	1,157,837	2,268,224	933,731	-	1,334,493
35244 PISTOL PERMITS - PHOTOGRAPHIC COSTS	61,815	317,200	379,015	303,765	-	75,250
35245 COURT REIMBURSEMENTS	6,120	38,795	44,915	-	-	44,915
35308 BRAIN INJURY PREV AND SVC ACCT	-	15,260	15,260	-	-	15,260
35360 FIRE SAFETY STANDARD ACT	2,750	19,250	22,000	-	-	22,000
90217 VARIOUS AGENCY ADMINISTERED PROJECTS	24,565	667,228	691,793	680,862	-	10,931
90264 LIVESCAN CONNECTIVITY EXPANSION	7,590	-	7,590	7,590	-	-
90274 FIREARMS TRAFFICKING PROJECT - STATE	1,801	-	1,801	-	-	1,801
90366 SATTF-STATE LEVEL	4,486	-	4,486	-	-	4,486
90543 STOPS	16,572	49,018	65,590	2,887	-	62,703
90555 FINGERPRINT BACKLOG STATE	7,500	-	7,500	-	-	7,500
90556 COLLECT RSME STATE	589	-	589	589	-	-
90577 DPS FORENSIC LAB EQUIP - STATE	26,547	-	26,547	26,547	-	-
90586 DPS FORENSIC LABORATORY PERSON	-	36,667	36,667	36,667	-	-
90594 DPS FORENSIC LABORATORY PERSON	-	5,000	5,000	5,000	-	-
90595 NCHIP DISPOSITION BACKLOG	-	16,492	16,492	14,509	-	1,983
90599 FORENSIC LAB VOWA (3)	-	42,750	42,750	-	-	42,750
AGENCY TOTAL	25,033,236	34,232,373	59,366,518	38,321,352	-	21,045,166
POLICE OFFICER STANDARDS AND TRAINING COUNCIL						
30086 RECEIPTS FOR SPECIAL PURPOSES	1,610	-	1,610	-	-	1,610
30524 FIN/COMPUTER CRIMES TRAINING	-	49,998	49,998	5,250	-	44,748
90147 DRUG ENFORCEMENT TRAINING	2	5,695	5,697	5,695	-	2
AGENCY TOTAL	1,612	55,693	57,305	10,945	-	46,360
DEPARTMENT OF MOTOR VEHICLE						
35405 UCONN COMMEMORATIVE PLATES	-	10,395	10,395	7,645	-	2,750
35416 SCHOOL BUS SEAT BELT ACCOUNT	-	1,855,542	1,855,542	-	-	1,855,542
35417 IGNITION INTERLOCK ADMIN ACCT	-	48,000	48,000	-	-	48,000
AGENCY TOTAL	-	1,913,937	1,913,937	7,645	-	1,906,292
MILITARY DEPARTMENT						
30202 DISTANCE LEARNING NETWORK	13,390	-	13,390	6,772	-	6,618
35112 EQUITABLE SHARING PROGRAM - ASSET FORFEITURE	43,115	1,611	44,726	23,809	-	20,917
35344 MILITARY FAMILY RELIEF FUND	701,431	77,875	779,306	11,632	-	767,674
AGENCY TOTAL	757,936	79,486	837,422	42,213	-	795,209
COMMISSION ON FIRE PREVENTION AND CONTROL						
35180 FIRE SCHOOL TRAINING AND EDUCATIONAL EXTENSION	575,402	1,161,650	1,737,052	1,220,688	-	516,364
35192 FIRE SCHOOL AUXILIARY SERVICES	200,733	434,564	635,297	440,985	-	194,312
AGENCY TOTAL	776,135	1,596,214	2,372,349	1,661,673	-	710,676
DEPARTMENT OF BANKING						
35181 INVESTOR EDUCATION FUND	32,075	6,000	38,075	16,253	-	21,822

SCHEDULE C-7

	CONTINUED		TOTAL		APPROPRIATIONS	
	AND INITIAL APPROPRIATIONS	ADJUSTMENTS	APPROPRIATIONS	EXPENDITURES	LAPSED	CONTINUED
35251 SEMINARS, CONFERENCES, SYMPOSIUMS	398	-	398	-	-	398
AGENCY TOTAL	32,473	6,000	38,473	16,253	-	22,220
DEPARTMENT OF INSURANCE						
30021 INSURANCE DEPARTMENT EDUCATION	222,535	-	222,535	-	-	222,535
30515 MARKET CONDUCT REGULATORY AGRE	-	166,970	166,970	325	-	166,645
35103 UTILIZATION REVIEW FEES	1,016,235	280,000	1,296,235	346,644	-	949,591
35294 PREFERRED PROVIDER NETWORK	145,361	78,750	224,111	34,404	-	189,707
AGENCY TOTAL	1,384,131	525,720	1,909,851	381,373	-	1,528,478
DEPARTMENT OF PUBLIC UTILITY CONTROL						
35363 PUBLIC/EDUC/GOVERNMENT PROGRAMMING	2,896,818	1,155,074	4,051,892	545,934	-	3,505,958
35411 NUCLEAR SAFETY EMERGENCY	-	2,781,137	2,781,137	2,781,070	-	67
AGENCY TOTAL	2,896,818	3,936,211	6,833,029	3,327,004	-	3,506,025
OFFICE OF MANAGED CARE OMBUDSMAN						
30404 HEALTHCARE EDUCATION TOOLBOX	2,924	-	2,924	-	-	2,924
AGENCY TOTAL	2,924	-	2,924	-	-	2,924
DEPARTMENT OF CONSUMER PROTECTION						
30035 BEDDING AND FILLING MATERIAL	15,126	6,501	21,627	-	-	21,627
30064 PUBLIC CHARITIES SETTLEMENTS	7,557	500	8,057	900	-	7,157
30077 NEW AUTOMOBILE WARRANTIES	839,858	(180,044)	659,814	494,238	-	165,576
30248 CONSUMER PROTECTION SETTLEMENT	740,483	83,050	823,533	221,075	-	602,458
30440 PRESCRIPTION MONITORING PROGRAM	412,691	-	412,691	141,463	-	271,228
30503 NASCSA PDM PROGRAM ENHANCEMENTS	11,775	5,400	17,175	17,175	-	-
35113 INDIAN GAMING - MASHANTUCKET	-	715,530	715,530	715,530	-	-
35114 INDIAN GAMING - MOHEGAN	-	764,746	764,746	764,746	-	-
35125 CONSUMER PROTECTION ENFORCEMENT	1,189,320	311,158	1,500,478	636,165	-	864,313
35143 HOME IMPROVEMENT ENFORCEMENT	377,719	416,879	794,598	629,888	-	164,710
90142 ELECTRONIC COMMERCE PROJECT	6,014	-	6,014	-	-	6,014
90160 VAPOR RECOVERY PROGRAM - STAGE 2	239,587	240,497	480,084	233,211	-	246,873
AGENCY TOTAL	3,840,130	2,364,217	6,204,347	3,854,391	-	2,349,956
DEPARTMENT OF LABOR						
30004 UNEMPLOYMENT LOAN INTEREST ASSESSMENT	2,805	1,874	4,679	-	-	4,679
30022 CONFERENCES & SEMINARS	-	8,216	8,216	7,557	-	659
35126 WAGE & WORKPLACE STANDARDS - CIVIL PENALTY FUND	376,065	694,131	1,070,196	687,743	-	382,453
35267 APPRENTICESHIP REGISTRATION	188,015	302,835	490,850	486,611	-	4,239
AGENCY TOTAL	566,885	1,007,056	1,573,941	1,181,911	-	392,030
OFFICE OF VICTIM ADVOCATE						
30442 PRIVATE DONATIONS	2,170	300	2,470	-	-	2,470
90581 STOP VAW OVA GRANT PRG SM	-	12,500	12,500	12,500	-	-
AGENCY TOTAL	2,170	12,800	14,970	12,500	-	2,470
COMMISSION ON HUMAN RIGHTS AND OPPORTUNITIES						
30526 MLK DONATION ACCOUNT	-	43	43	-	-	43
AGENCY TOTAL	-	43	43	-	-	43
PROTECTION AND ADVOCACY FOR PERSONS WITH DISABILITIES						
30036 DISPUTE RESOLUTION PROJECT	527	38	565	-	-	565
30049 KOLODNEY BEQUEATH FUNDS	3,892	-	3,892	-	-	3,892
AGENCY TOTAL	4,419	38	4,457	-	-	4,457
OFFICE OF THE CHILD ADVOCATE						
30005 CHILD ADVOCATE DONATIONS ANCILLARY FUND	900	-	900	-	-	900
30408 CHILD ADVOCACY DONATIONS	218	-	218	-	-	218
AGENCY TOTAL	1,118	-	1,118	-	-	1,118
WORKER'S COMPENSATION COMMISSION						
90120 OCCUPATIONAL DISEASE SURVEILLANCE PROGRAM	-	97,532	97,532	97,532	-	-
AGENCY TOTAL	-	97,532	97,532	97,532	-	-
DEPARTMENT OF AGRICULTURE						
30108 MAINTENANCE REPAIR AND IMPROVEMENT	201,723	10,012	211,735	151,939	-	59,796
30520 FARM-TO-SCHOOL	-	2,000	2,000	336	-	1,664
35127 ANIMAL POPULATION CONTROL ACCOUNT	670,067	765,163	1,435,230	679,000	-	756,230
35144 CONNECTICUT CREATIVE STORE	1,000	-	1,000	-	-	1,000
35155 CONNECTICUT SEAFOOD ADVISORY COUNCIL	584	25	609	-	-	609
35310 EXPAND & GROW AG ACCOUNT	217,702	84,540	302,242	32,289	-	269,953
35311 ANIMAL ABUSE COST RECOVERY	4,445	13,092	17,537	10,507	-	7,030
35316 CT FARM ROAD MAP & WEBSITE	20,295	20,300	40,595	10,020	-	30,575
35328 COMMUNITY INVESTMENT ACCOUNT	125,000	(125,000)	-	-	-	-
35450 FARM-TO-CHEF	-	1,825	1,825	-	-	1,825
90121 WATER QUALITY TESTING - LABORATORY	30,777	-	30,777	5,220	-	25,557
90456 AGRICULTURAL VIABILITY	807,229	500,000	1,307,229	456,532	-	850,697
90457 FARM TRANSITION PROGRAM	606,390	500,000	1,106,390	651,119	-	455,271
90458 CONNECTICUT GROWN FOOD	166,159	100,000	266,159	25,993	-	240,166
90459 FARM LINK PROGRAM	197,118	75,000	272,118	14,873	-	257,245
90460 FARMLAND PRESERVATION	5,956,235	-	5,956,235	336,112	-	5,620,123
90559 AG SUSTAINABILITY ACCOUNT-DAIR	2,076,753	5,011,354	7,088,107	4,907,561	-	2,180,546
90560 URBAN OAKS ORGANIC FARM PA0922	5,701	50,000	55,701	37,307	-	18,394
90561 SEAFOOD ADVISORY COUNCIL PA 09	46,024	47,500	93,524	69,308	-	24,216
90562 CONN. FARM WINE DEVELOPMENT. PA09229	19,180	47,500	66,680	24,112	-	42,568
90563 CONN. FOOD POLICY COUNCIL PA09	23,976	25,000	48,976	7,720	-	41,256

SCHEDULE C-7

AGENCY TOTAL	CONTINUED AND INITIAL		TOTAL		APPROPRIATIONS	
	APPROPRIATIONS	ADJUSTMENTS	APPROPRIATIONS	EXPENDITURES	LAPSED	CONTINUED
	11,176,358	7,128,311	18,304,669	7,419,948	-	10,884,721
DEPARTMENT OF ENVIRONMENTAL PROTECTION						
20292 INSPECT MAMMOGRAPHY FACILITIES	-	407,989	407,989	170,271	-	237,718
30007 MISCELLANEOUS GRANTS	7,216	-	7,216	-	-	7,216
30022 CONFERENCES & SEMINARS	154,302	4,040	158,342	43,601	-	114,741
30024 DONATIONS TALCOTT PARK	8,000	-	8,000	-	-	8,000
30037 SHAD STUDY - CONNECTICUT RIVER	56,798	-	56,798	(4,391)	-	61,189
30109 NUCLEAR SAFETY PROGRAM	637,866	944,408	1,582,274	916,528	-	665,746
30115 RECREATION & NATURAL HERITAGE PROGRAM	315,489	25,300	340,789	11,686	-	329,103
30133 TOPSMEAD OPERATIONS	11,621	73,049	84,670	82,133	-	2,537
30147 JOINT ENFORCEMENT AGREEMENT	242,163	260,000	502,163	177,444	-	324,719
30165 RESTORE GILLETTE CASTLE PAINTINGS	3,500	-	3,500	-	-	3,500
30177 KELLOGG CONSERVATION PROGRAM	62,408	527,600	590,008	418,656	-	171,352
30203 OSBORNE CENTER DONATIONS	98,915	12,223	111,138	6,834	-	104,304
30213 NATURAL DIVERSITY BASE INVENTORIES	12,472	-	12,472	1,207	-	11,265
30221 ENVIRONMENTAL EDUCATION ACTIVITIES	22,961	8,060	31,021	7,027	-	23,994
30227 WHITE SANCTUARY PROGRAM	7,927	69,171	77,098	32,047	-	45,051
30249 ENVIRONMENTAL HEALTH ASSESSMENT	34,081	75,001	109,082	27,886	-	81,196
30255 HARKNESS MEMORIAL STATE PARK	35,021	2,200	37,221	9,446	-	27,775
30267 DEER PROGRAM	75	-	75	-	-	75
30271 NON HARVESTED WILDLIFE	10,840	313	11,153	9,515	-	1,638
30276 LARKIN BRIDLE TRAIL	69	4,260	4,329	1,842	-	2,487
30283 MONITORING OF EMISSIONS	789,537	19,852	809,389	77,567	-	731,822
30304 PHARMACEUTICAL CO-EDUCATION GRANTS	100	-	100	-	-	100
30312 CONTRIBUTION OR DONATION - COMMISSIONERS OFFICE	67,685	376,131	443,816	308,719	-	135,097
30314 CONTRIBUTION/DONATION FINANCIAL SUPPORT	250,342	26,271	276,613	46,039	-	230,574
30319 CONTRIBUTION/DONATION BUR NATIONAL REST AREA	129,537	120,083	249,620	35,483	-	214,137
30320 CONTRIBUTION/DONATION OUTDOOR RECREATION	482,124	44,232	526,356	162,244	-	364,112
30323 CONTRIBUTION/DONATION WATER MANAGEMENT	227,694	-	227,694	22,310	-	205,384
30324 CONTRIBUTION/DONATION WASTE MANAGEMENT	14,971	-	14,971	(64)	-	15,035
30331 BELDING WILDLIFE MANAGEMENT AREA	38,571	151,562	190,133	89,498	-	100,635
30383 BIOMEDICAL RESEARCH PROJECTS	2,138	-	2,138	-	-	2,138
30426 REMEDIATION CLEAN-UP ACCOUNT	2,493,051	559,344	3,052,395	809,210	-	2,243,185
30443 WETLANDS CONSERVATION MANAGEMENT	959,980	119,053	1,079,033	480,032	-	599,001
34907 DEP BOATING TEMP RECEIVABLE	1,992,168	(57,276)	1,934,892	1,934,892	-	-
35128 ENVIRONMENTAL CONSERVATION EDUCATION PROGRAM	41,069	48,103	89,172	47,778	-	41,394
35145 WETLANDS RESTORATION, PROJECTION	2,693	750	3,443	-	-	3,443
35169 ENVIRONMENTAL SETTLEMENTS	12,898,008	4,569,882	17,467,890	1,980,634	-	15,487,256
35193 FOREST FIRE FIGHTING EQUIPMENT	4,166	-	4,166	-	-	4,166
35197 GEOLOGICAL/NATURAL HISTORY PUBLICATIONS	44,210	76,718	120,928	104,003	-	16,925
35202 RECREATION AND NATURAL HERITAGE STEWARDSHIP	291,377	12	291,389	1,997	-	289,392
35211 LONG ISLAND SOUND DONATIONS	42,502	6,756	49,258	35,322	-	13,936
35212 ENDANGERED SPECIES/NATURAL AREA PRESERVATION	238,552	47,154	285,706	86,589	-	199,117
35213 STATIONARY AIR EMISSIONS MONITORING	14,146,685	3,815,550	17,962,235	5,292,100	-	12,670,135
35214 CONSERVATION TRUSTS	4,698	5,697	10,395	9,176	-	1,219
35328 LAND PROT/AFFORD HOUSING/HISTORICAL PRESERVATION	12,419,117	3,178,177	15,597,294	4,052,253	-	11,545,041
35401 LONG ISLAND SOUND PLATES	680,004	96,960	776,964	203,485	-	573,479
35402 REGIONAL GREENHOUSE GAS	7,160,384	14,709,897	21,870,281	17,914,727	-	3,955,554
35403 BOATING ACCOUNT	2,432,480	2,797,884	5,230,364	2,641,987	-	2,588,377
35420 MIG. BIRD CONSERVATION ACCT	3,848	54,240	58,088	755	-	57,333
35421 BURR POND MU-MRI	1,980	3,960	5,940	-	-	5,940
35422 CHATFIELD MU-MRI	1,100	2,200	3,300	2,101	-	1,199
35423 DINOSAUR MU-MRI	-	440	440	-	-	440
35424 FORT TRUMBULL MU-MRI	770	1,350	2,120	-	-	2,120
35425 GILLETTE MU-MRI	1,385	8,330	9,715	-	-	9,715
35426 MACEDONIA MU-MRI	1,320	880	2,200	-	-	2,200
35428 MASHAMOQUET MU-MRI	440	220	660	-	-	660
35429 ROCKY NECK MU-MRI	16,710	61,775	78,485	32,634	-	45,851
35430 HARKNESS MU-MRI	664,775	343,740	1,008,515	176,591	-	831,924
35431 TOPSMEAD MU-MRI	440	220	660	-	-	660
35432 PUTNAM MU-MRI	-	660	660	-	-	660
35433 OSBORNDALE MU-MRI	2,860	6,705	9,565	-	-	9,565
35434 HAMMONASSET MU-MRI	20,065	35,200	55,265	22,027	-	33,238
35435 SALMON RIVER MU-MRI	1,100	1,980	3,080	1,694	-	1,386
35436 SLEEPING GIANT MU-MRI	3,960	6,160	10,120	-	-	10,120
35437 PENWOOD MU-MRI	1,980	2,640	4,620	-	-	4,620
35439 PEOPLE MU-MRI	1,540	5,500	7,040	-	-	7,040
35440 DEP ADMIN. -MRI	500,000	-	500,000	-	-	500,000
35442 FEDERAL INCOME PROGRAM	-	40,701	40,701	-	-	40,701
35446 TITLE V SUPPORT COSTS	-	486,329	486,329	261,147	-	225,182
90149 LOW LEVEL RADIOACTIVE WASTE MANAGEMENT	19	-	19	-	-	19
90524 REGION PERF INCENTIVE PROG-GIS	2,574	-	2,574	(16)	-	2,590
AGENCY TOTAL	60,802,433	34,189,636	94,992,069	38,744,646	-	56,247,423
COUNCIL ON ENVIRONMENTAL QUALITY						
30006 MISCELLANEOUS DONATIONS	832	-	832	-	-	832
AGENCY TOTAL	832	-	832	-	-	832
COMMISSION ON ARTS, TOURISM, CULTURE, HISTORY, AND FILM						
30007 MISCELLANEOUS GRANTS	202,404	4,888	207,292	3,190	-	204,102
30021 INSURANCE DEPT EDUCATION ACCOUNT	-	39	39	-	-	39
30022 CONFERENCES & SEMINARS	14	-	14	-	-	14
30025 NATIONAL REGISTER INVENTORY FUND	800	-	800	-	-	800
30051 PLAQUE SALES	13,837	1,849	15,686	-	-	15,686

SCHEDULE C-7

	CONTINUED		TOTAL		APPROPRIATIONS	
	AND INITIAL APPROPRIATIONS	ADJUSTMENTS	APPROPRIATIONS	EXPENDITURES	LAPSED	CONTINUED
30078 SCULPTURE SURVEY	920	-	920	-	-	920
30087 ROCHAMBEAU PROJECT	2,674	80	2,754	-	-	2,754
30110 QUINEBAUG-SHETUCKET HERITAG GR	1,149	-	1,149	-	-	1,149
30134 FREEDOM TRAIL	2,607	-	2,607	2,607	-	-
30151 HISTORICAL RESOURCE INVENTORY	250	-	250	-	-	250
30207 TOURISM COUNCIL'S SCHOLARSHIP	53,742	129	53,871	2,000	-	51,871
30281 DONATIONS - OTHER	15,004	-	15,004	-	-	15,004
35129 MUSEUM ENHANCEMENT FUND	106,872	36,668	143,540	76,756	-	66,784
35165 PUBLICIZE FREEDOM TRAIL	10,000	-	10,000	10,000	-	-
35185 LILA WALLACE READER DIGEST	45,942	-	45,942	5,901	-	40,041
35219 CRT OPERATIONS IMPROVEMENT PROJECT-3	283	-	283	-	-	283
35272 CATCH	56	-	56	-	-	56
35328 COMMUNITY INVESTMENT ACCOUNT	178,110	(178,110)	-	-	-	-
35352 HISTORICAL STRUCTURES LAW PA 06-186	74,036	35,629	109,665	20,000	-	89,665
35398 STATE CELEBRATION	15,251	13,389	28,640	6,251	-	22,389
90222 ART IN PUBLIC SPACES	223,558	79,149	302,707	3,505	-	299,202
90226 CT COLLECTION	194,759	44,400	239,159	-	-	239,159
90454 CT TRUST FOR HISTORIC PRESERVATION	99,043	200,000	299,043	200,000	-	99,043
90455 HISTORIC PRESERVATION ACTIVITIES	13,599,703	2,853,178	16,452,881	3,761,644	-	12,691,237
AGENCY TOTAL	14,841,014	3,091,288	17,932,302	4,091,854	-	13,840,448
DEPARTMENT OF ECONOMIC AND COMMUNITY DEVELOPMENT						
30026 EASTERN STATES EXPOSITION	97,300	71,500	168,800	103,318	-	65,482
30098 NAUGATUCK VALLEY LOANS	646,170	4,000	650,170	418,384	-	231,786
30459 NVRLF SEQUESTERED ACCOUNT	754,200	420,888	1,175,088	2,975	-	1,172,113
30504 TECH SUPPORT FOR TCAP	12,713	-	12,713	12,713	-	-
35130 DRY CLEANING ESTABLISHMENT REMEDIATION	1,199,545	516,203	1,715,748	703,821	-	1,011,927
35175 DRY CLEANING ESTABLISHMENT REMEDIATION - ADMIN	202,974	-	202,974	(73,955)	-	276,929
35325 CT ECONOMIC IMPACT AND ANALYSIS ACCOUNT	7,528	40,000	47,528	13,825	-	33,703
35409 BROWNFIELD REMEDIATION/DEV ACCT	110	-	110	(30)	-	140
35443 SMALL BUSINESS ASSISTANCE ACCT	-	15,004,025	15,004,025	2,071,700	-	12,932,325
90144 NAUGATUCK VALLEY ADMINISTRATION	98,080	-	98,080	-	-	98,080
90192 HAZARDOUS WASTE SITE CLEAN UP	196,152	-	196,152	196,152	-	-
90512 ECONOMIC RESEARCH & MODELING ASST	11,651	7,500	19,151	15,675	-	3,476
90602 PRUDENCE CRANDALL CENTER	-	1,350,000	1,350,000	-	-	1,350,000
AGENCY TOTAL	3,226,423	17,414,116	20,640,539	3,464,578	-	17,175,961
CONNECTICUT DEVELOPMENT AUTHORITY						
30009 INDUSTRIAL ASSISTANCE	498,446	3,855,000	4,353,446	3,763,504	-	589,942
AGENCY TOTAL	498,446	3,855,000	4,353,446	3,763,504	-	589,942
CONNECTICUT AGRICULTURAL EXPERIMENT STATION						
22273 HEMLOCK WOOLLY ADEGID	-	214	214	214	-	-
30052 LYME DISEASE RESEARCH	3,485	-	3,485	1,618	-	1,867
30099 RESEARCH IN PLANT SCIENCE	529,460	96,904	626,364	124,277	-	502,087
30116 ADMINISTRATION OF GRANTS	339,829	650	340,479	119,288	-	221,191
30381 L2 WEST NILE RESEARCH	62,553	-	62,553	19,259	-	43,294
30388 WEST NILE VIRUS RESEARCH	440,890	43,584	484,474	10,085	-	474,389
30421 GENOMIC TOOL DEV FOR THE FAGAC	11,054	7,228	18,282	8,795	-	9,487
30424 NATIONAL PLANT DIAGNOSTIC NETWORK	17,850	30,001	47,851	10,969	-	36,882
30441 TRAINING AG SERVICE PROVIDERS	17,405	-	17,405	8,561	-	8,844
30449 IR-4 MINOR CROP PEST MANAGEMENT	12,718	-	12,718	12,718	-	-
30469 TICK CONTROL TORCH BARBERRY	7,805	11,500	19,305	19,305	-	-
30470 SEA GRANT PROGRAM	40,758	-	40,758	15,492	-	25,266
30475 HEALTH OF MANAGED BEES	56,664	-	56,664	24,612	-	32,052
30478 CONTROL OF JAPANESE STILTGRASS	10,683	24,007	34,690	11,967	-	22,723
30481 IRRADIATION FOR SAFE FRUIT & VEG	17,000	-	17,000	-	-	17,000
30488 SYNTHETIC TURF	18,033	-	18,033	18,033	-	-
30525 LORD COVE COASTAL FOREST	-	40,000	40,000	10,994	-	29,006
90501 SUDDEN WETLAND DIEBACK	5,064	-	5,064	5,064	-	-
90532 INVASIVE PLANT INSPECTIONS	20,043	-	20,043	20,043	-	-
90551 AG VIABILITY GRANT	11,376	-	11,376	11,376	-	-
90590 DEP SUPPORTED RESEARCH	-	3,000	3,000	-	-	3,000
AGENCY TOTAL	1,622,670	257,088	1,879,758	452,670	-	1,427,088
DEPARTMENT OF PUBLIC HEALTH						
22400 2010 CENSUS COUNT REVIEW	-	12,319	12,319	12,319	-	-
30038 INFANT NUTRITION INITIATIVE	4	(4)	-	-	-	-
30111 NUCLEAR EMERGENCY PREPAREDNESS FOUNDATION	2,065	-	2,065	2,065	-	-
30216 EMERGENCY MEDICAL TECHNICIAN PROGRAM	948	-	949	-	-	949
30309 PREVENTION RESEARCH COLLABORATION	7,469	-	7,469	-	-	7,469
30310 ANNUAL EMERGING INFECTIONS MEETING	1,981	-	1,981	-	-	1,981
30348 DENTAL LOAN REPAYMENT PROGRAM	32,250	-	32,250	20,225	-	12,025
30366 CARE GIVER CONFERENCE	18,006	-	18,006	17,452	-	554
30403 CANCER VICTIMS SETTLEMENT	5,772	-	5,772	(6,399)	-	12,171
30410 ELIMINATING HEALTH DISPARITIES	69,732	-	69,732	-	-	69,732
30411 EVERY SMILE COUNTS PROJECT	37,162	-	37,162	-	-	37,162
30415 VISION IMPAIRMENT AND ACCESS	10,000	-	10,000	-	-	10,000
30416 CT CANCER PARTNERSHIP	4,056,076	3,963	4,060,039	279,208	-	3,780,831
30423 CONTRACT FOR HEALTHY STATE GRANT	30,182	-	30,182	-	-	30,182
30445 HEALTHY HEART PROGRAM	115,270	-	115,270	18,356	-	96,914
30458 CARDINAL HEALTH REFUND FUNDS	7,579	-	7,579	-	-	7,579
30471 HEALTHY AGING OPPORTUNITY GRANT	243	-	243	239	-	4
30474 HERITABLE DISORDERS	34,426	(35,827)	(1,401)	(1,401)	-	-
30499 OPEN WIDE FOR OLDER ADULTS GRANT	3,000	-	3,000	-	-	3,000
30502 PREPARING YOUTH FOR CAREERS	1,666	-	1,666	1,666	-	-
30506 APHL CAMPYLOBACTER EVALUATION	-	5,000	5,000	5,000	-	-

SCHEDULE C-7

	CONTINUED AND INITIAL		TOTAL		APPROPRIATIONS	
	APPROPRIATIONS	ADJUSTMENTS	APPROPRIATIONS	EXPENDITURES	LAPSED	CONTINUED
30509 2010 BRSS SURVEY	-	16,000	16,000	16,000	-	-
30510 2010 BRSS GENETIC DISCRIMINAT	-	31,000	31,000	31,000	-	-
30511 EDGE GRANT	-	38,500	38,500	34,986	-	3,514
30518 TOBACCO EX CAMPAIGN MATERIALS	-	30,500	30,500	-	-	30,500
30522 ADAF ORAL HEALTH GRANT	-	4,924	4,924	3,771	-	1,153
30530 APHL TB NAAT EXPANSION PROJECT	-	25,486	25,486	2,000	-	23,486
30532 FOODBOURNE DISEASE OUTBREAK RES	-	5,625	5,625	4,062	-	1,563
30536 HEALTHY PEOPLE 2020 ACTION PRO	-	23,725	23,725	-	-	23,725
35131 RAPE CRISIS SERVICES	98,969	119,196	218,165	134,799	-	83,366
35147 BREAST CANCER - INCOME TAX CONTRIBUTION	205,618	63,209	268,827	72,786	-	196,041
35177 BREAST & CERVICAL CANCER TREATMENT	4,874	-	4,874	-	-	4,874
35226 AIDS RESEARCH EDUCATION FUND	257,901	27,693	285,594	(27,715)	-	313,309
35231 ADULT BLOOD LEAD EPIDEMIOLOGY/ SURVEILLANCE	31,901	27,486	59,387	16,322	-	43,065
35249 EARLY CHILDHOOD ORAL HEALTH TRAINING	-	800,000	807,266	781,888	-	25,378
35305 MEDCO SETTLEMENT	9,391	-	9,391	-	-	9,391
35307 SEXUAL ASSAULT VICTIMS ACCOUNT	11,627	8,909	20,536	2,000	-	18,536
35324 STEM CELL RESEARCH	21,747,663	9,315,413	31,063,076	9,329,635	-	21,733,441
35368 BACKGROUND CHECK REFUNDS	15,283	129,552	144,835	132,047	-	12,788
35386 COMPREHENSIVE CANCER PUBLIC AC	5,832,373	-	5,832,373	2,781,498	-	3,050,875
90175 COMPUTER TRAINING FOR P1 UNION MEMBERS	1,652	-	1,652	-	-	1,652
90221 DAY CARE LICENSING	(2,498)	-	(2,498)	(2,498)	-	-
90295 ENHANCED 911 TELECOMMUNICATIONS FUND	267,876	250,000	517,876	356,205	-	161,671
90299 OCCUPATIONAL HEALTH CLINICS	38,925	65,021	103,946	77,479	-	26,467
90479 QUALITY OF LIFE ENHANCEMENT FUND	518,624	134,974	653,598	27,340	-	626,258
90521 ORAL HEALTH STUDY FOR THE ELDERLY	50,000	-	50,000	-	-	50,000
90564 THTF-REGIONAL EMS COUNCILS	1,000	364,500	365,500	333,500	-	32,000
AGENCY TOTAL	33,532,276	11,467,164	44,999,441	14,455,835	-	30,543,606
DEPARTMENT OF DEVELOPMENTAL SERVICES						
30101 DEVELOPMENTAL DISABILITIES CONFERENCES	7,741	-	7,741	7,741	-	-
30112 SELF-DETERMINATIONS CONFERENCE	1,771	5,748	7,519	6,009	-	1,510
30118 CAMP QUINEBAUG DONATION	43,120	43,120	86,240	43,120	-	43,120
90137 1199 EDUCATION & TRAINING TECHNOLOGY GRANT	10,951	-	10,951	-	-	10,951
90212 SPECIAL TRAINING FOR THE DEAF & BLIND	57,885	30,300	88,185	25,425	-	62,760
AGENCY TOTAL	121,468	79,168	200,636	82,295	-	118,341
DEPARTMENT OF MENTAL HEALTH AND ADDICTION SERVICES						
30012 MISCELLANEOUS PRIVATE DONATION	1,288	-	1,288	-	-	1,288
30068 CONTINUING MEDICAL EDUCATION	104	-	104	-	-	104
30090 CHAPLAINCY EDUCATION	3,517	-	3,517	-	-	3,517
30140 DRUG RESEARCH FOR SCHIZOPHRENIA	6,765	-	6,765	-	-	6,765
30153 ZIPRAZIDONE & HALOPERIDOL INPATIENT RESEARCH	12,380	-	12,380	-	-	12,380
30157 ZIPRAZIDONE OUTPATIENT RESEARCH	4,296	-	4,296	-	-	4,296
30179 HAMDEN BASED OUTPATIENT MENTAL HEALTH SERVICES	-	126,000	126,000	126,000	-	-
30199 ATYPICAL ANTI-PSYCHOTIC MEDICATIONS OUTCOME	11,323	(11,323)	-	-	-	-
30262 OLMSTEAD FINANCIAL SUPPORT AWARD	20,000	20,000	40,000	20,000	-	20,000
30419 M.H. TREATMENT STUDY WESTAT	(53,736)	60,981	7,245	7,245	-	-
30483 JONES TRUST FUNDS	1,781,463	-	1,781,463	271,380	-	1,510,083
30528 EMPLOYMENT DEVELOP INITIATIVE	-	41,200	41,200	-	-	41,200
35148 DRUG ASSETS FORFEITURE REVOLVING ACCOUNT	190,292	495,494	685,786	297,179	-	388,607
35166 PRE-TRIAL ACCOUNT	3,742,455	3,606,483	7,348,938	5,257,941	-	2,090,997
35198 COMPULSIVE GAMBLERS PROGRAM	555,200	2,104,975	2,660,175	2,410,088	-	250,087
35319 PROCEEDS FAIRFIELD HILLS SALE	382,501	-	382,501	207,536	-	174,965
90123 QUALITY OF WORK LIFE	37,465	-	37,465	-	-	37,465
90153 FITNESS CENTER	1,281	-	1,281	-	-	1,281
90170 SDE FUNDING	857	807,508	808,365	738,873	-	69,492
90213 HEALTH EDUCATION FOR RECOVERY	766	-	766	-	-	766
90231 SUPPORT PROGRAMS FOR SHARED POPULATIONS	4,649,332	135,317	4,784,649	253,915	-	4,530,734
90239 TOBACCO SETTLEMENT FUNDS	1,732	-	1,732	-	-	1,732
90245 RESIDENTIAL SUBSTANCE ABUSE TREATMENT SERVICES	21,825	7,790,569	7,812,394	7,794,405	-	17,989
90393 DOC-NIC SETTLEMENT AGREEMENT	2,165	-	2,165	-	-	2,165
90416 RESID SA TREATMENT SERVICE DOC CLIENTS	-	1,163,886	1,163,886	1,163,886	-	-
90425 MH ALTERNATIVE TO INCARCERATION	542,485	561,545	1,104,030	592,590	-	511,440
90504 NEXT STEPS HOUSING	469,583	262,000	731,583	487,000	-	244,583
90511 SERIOUS MENTALLY ILL CHILDREN	84,239	455,353	539,592	484,385	-	55,207
90531 DRF-HAVILAND HALL PROJECT	2,252	-	2,252	2,252	-	-
AGENCY TOTAL	12,471,830	17,619,988	30,091,818	20,114,675	-	9,977,143
DEPARTMENT OF SOCIAL SERVICES						
21912 BENEFIT OFFSET PILOT DEMO	137,946	114,516	252,462	126,042	-	126,420
22465 DEMO INTEG CARE DUAL ELIG INDV	-	1,000,000	1,000,000	-	-	1,000,000
30022 CONFERENCE FEES	472	13,275	13,747	12,000	-	1,747
30091 OUT-STATIONED ELIGIBILITY WORKERS	109,851	1,712,166	1,822,017	1,538,800	-	283,217
30103 FATHERHOOD INITIATIVE DONATIONS	13,298	-	13,298	10,014	-	3,284
30148 DARTMOUTH SUPPORTED EMPLOYMENT	22,191	-	22,191	20,743	-	1,448
30214 CONTINUED ACCESS FOR CONNECTICUT FAMILIES	2,723	-	2,723	2,723	-	-
30217 CHILDREN'S BEHAVIORAL HEALTH REFORM INITIATIVE	15,000	-	15,000	15,000	-	-
30219 CHILDRENS TRUST FUND	480,093	1,569	481,662	-	-	481,662
30228 SUPPORT SYSTEM FOR EARLY CARE PROJECT	6,519	-	6,519	6,519	-	-
30237 FAMILY DEVELOPMENT CREDENTIAL PROGRAM	3,808	3,425	7,233	-	-	7,233
30253 WESTAT PERFORMANCE OUTCOME MEASURES	4	-	4	4	-	-
30274 MANAGED CARE ORGANIZATION REINVESTMENT	376,614	-	376,614	81,356	-	295,258
30291 DMHAS REHABILITATION EMPLOYMENT PROJECT	7,812	75,980	83,792	83,792	-	-
30428 BRS NGA BEST PRACTICES	4,730	-	4,730	-	-	4,730
30434 FINANCIAL LITERACY	765,956	-	765,956	392,022	-	373,934

SCHEDULE C-7

	CONTINUED		TOTAL		APPROPRIATIONS	
	AND INITIAL APPROPRIATIONS	ADJUSTMENTS	APPROPRIATIONS	EXPENDITURES	LAPSED	CONTINUED
30437 MATHEMATICA POLICY RESEARCH	13,261	-	13,261	-	-	13,261
30446 PARENT LEADERSHIP TRAINING	84	-	84	-	-	84
30480 SHAKEN BABY PREVENTION	5,299	-	5,299	-	-	5,299
30482 WALGREEN'S INITIATIVE	93,579	-	93,579	-	-	93,579
30513 RHODE ISLAND - SMI	-	1,187,816	1,187,816	1,139,443	-	48,373
35132 SHELTER SERVICES FOR VICTIMS OF HOUSEHOLD ABUSE	337,813	266,167	603,980	337,813	-	266,167
35167 SAFETY NET SERVICES ACCOUNT	88,883	29,412	118,295	-	-	118,295
35225 ORGAN TRANSPLANT	2,542	27,385	29,927	27,474	-	2,453
35308 BRAIN INJURY PREVENTION AND SVC ACCOUNT	81,984	158,384	240,368	96,328	-	144,040
90163 MISCELLANEOUS PRIVATE FUNDING	-	10,000	10,000	9,900	-	100
90248 EMPLOYMENT SERVICES SPECIAL BENEFITS	-	1,463,930	1,463,930	1,463,930	-	-
90294 ABI WAIVER	20,000	-	20,000	-	-	20,000
90472 DOL EMPLOYMENT SUCCESS	-	320,000	320,000	320,000	-	-
90500 DMHAS - NURSING	17,059	40,507	57,566	57,566	-	-
90505 DPH - CT QUIT LINE PROGRAM	100,000	-	100,000	100,000	-	-
90519 DOC - FAMILIES IN CRISIS	-	35,000	35,000	35,000	-	-
90569 CT HOME CARE PROGRAM DMHAS	42,523	563,644	606,167	544,920	-	61,247
AGENCY TOTAL	2,750,044	7,023,176	9,773,220	6,421,389	-	3,351,831
DEPARTMENT OF EDUCATION						
30007 MISCELLANEOUS GRANTS	104	8,489	8,593	6,320	-	2,273
30141 NEW OPPORTUNITIES FOR WATERBURY (NOW) - BVTP - CNA	23,388	46,895	70,283	68,700	-	1,583
30256 STATE ACTION FOR EDUCATION LEADERSHIP PROJECT	656	-	656	657	-	(1)
30430 SOFTWARE FOR JOB OPPORTUNITIES	6,977	-	6,977	6,886	-	91
30444 CT VANGUARD SCHOOL INITIATIVE	6,936	-	6,936	6,936	-	-
30466 TEACHERS FOR A NEW ERA	250,000	-	250,000	250,000	-	-
30467 VALIDITY ARGUMENTS/ALT. ASSESS	218,427	383,579	602,006	386,656	-	215,350
30495 RACE TO THE TOP - GE	60,000	-	60,000	59,993	-	7
30505 NASBE HIV POLICY	16,500	-	16,500	16,500	-	-
30508 AFRICAN-AMERICAN HISTORY BEE	-	5,000	5,000	-	-	5,000
30514 CTHSS SCHOOL HEALTH LEADERSHIP	-	13,000	13,000	13,000	-	-
30527 ADVANCED MANUFACTURING	-	8,000	8,000	7,432	-	568
30529 EESMARTS	-	66,600	66,600	4,359	-	62,241
30531 EESMARTS - UI	-	22,000	22,000	-	-	22,000
30534 LIVE GREEN WIN GREEN	-	20,000	20,000	-	-	20,000
35184 TECHNICAL SCHOOL LUNCHES	347,204	1,754,624	2,101,828	1,717,561	-	384,267
35351 FINANCIAL LITERACY - M. LYNCH	208,400	498	208,898	109,241	-	99,657
35358 FINANCIAL LITERACY - UBS	641,774	1,360	643,134	41,888	-	601,246
35380 FINANCIAL LITERACY - MDI	301,424	682	302,106	45,000	-	257,106
35455 TEACHER EDUCATION & MENTORING	-	37,250	37,250	2,605	-	34,645
90218 INTERDISTRICT COOPERATION INTRA-AGENCY TRANSFER	-	138,349	138,349	136,633	-	1,716
90242 DSS SCHOOL READINESS	-	1,100,678	1,100,678	1,100,678	-	-
90447 SCHOOL CONSTRUCTION PROJECTS	3,483,507	69,459	3,552,966	1,840,866	-	1,712,100
90484 DEVELOP TOMORROW'S PROFESSIONALS	21	47,824	47,845	47,418	-	427
90583 RESC TRANSITION COUNSELORS	-	467,618	467,618	467,618	-	-
90584 FIN LITERACY (ML) INTRA-AGENCY	-	25,000	25,000	8,098	-	16,902
90593 INTEGRATED BASIC ED. & SKILLS	-	69,044	69,044	69,044	-	-
AGENCY TOTAL	5,565,318	4,285,949	9,851,267	6,414,089	-	3,437,178
BOARD OF EDUCATION AND SERVICES FOR THE BLIND						
30030 FEUCHTWANGER FUND	8,524	20	8,544	-	-	8,544
30042 FRAUENHOFER FUND	20,553	51	20,604	-	-	20,604
30056 NEW HAVEN COUNTY COTTON FUND	5,508	79,659	85,167	80,490	-	4,677
30070 GRANTS	15,424	454	15,878	2,425	-	13,453
30092 SARA BROWN FUND	243,043	595	243,638	-	-	243,638
30104 CHARLES PRECOURT MEMORIAL FUND	4,070	10	4,080	-	-	4,080
30113 ANN CROTEAU MEMORIAL FUND	5,394	13	5,407	-	-	5,407
30142 SUMMER INDEPENDENT LIVING PROGRAM FOR CHILDREN	7,147	14	7,161	1,601	-	5,560
35149 SALES AND SERVICES - BUSINESS ENTERPRISE PROGRAM	975,902	2,052,860	3,028,762	2,461,158	-	567,604
90171 DMR BIRTH TO 3 SERVICE COORDINATION	4,587	-	4,587	23	-	4,564
90312 MARY C COLLINS FUND	96,742	-	96,742	22,365	-	74,377
AGENCY TOTAL	1,386,894	2,133,676	3,520,570	2,568,062	-	952,508
COMMISSION ON THE DEAF AND HEARING IMPAIRED						
30006 MISCELLANEOUS DONATIONS	430	499	929	-	-	929
30031 EDUCATIONAL & CULTURAL EVENTS	1,375	-	1,375	-	-	1,375
30043 TELECOMMUNICATIONS EQUIPMENT	6,052	-	6,052	1,619	-	4,433
30057 TELEPHONE-TELETYPE MESSAGE RELAY SERVICE	701	-	701	-	-	701
AGENCY TOTAL	8,558	499	9,057	1,619	-	7,438
STATE LIBRARY						
30007 MISCELLANEOUS GRANTS	576	17,537	18,113	8,112	-	10,001
30082 CONNECTICUT STATE LIBRARY ACCOUNT	1,886	983	2,869	452	-	2,417
30093 STATE LIBRARY INSTITUTIONAL ACCOUNT	2,014,540	13,855	2,028,395	20,154	-	2,008,241
30175 CHILDREN'S INFORMATION WEBSITE	20,341	-	20,341	-	-	20,341
30456 MATH OFF THE SHELF	383	-	383	-	-	383
30485 DISCOVERY EDUCATION	-	93,750	93,750	93,750	-	-
35150 HISTORIC DOCUMENTS PRESERVATION ACCOUNT	790,467	1,171,387	1,961,854	876,923	-	1,084,931
AGENCY TOTAL	2,828,193	1,297,512	4,125,705	999,391	-	3,126,314
DEPARTMENT OF HIGHER EDUCATION						
30014 MISCELLANEOUS GRANTS	9,617	-	9,617	-	-	9,617
30032 GERMANY SISTER STATE EXCHANGE PROGRAM	105,952	41,766	147,718	25,954	-	121,764
30058 REPAYMENT OF DOUGLAS TEACHER LOANS	2,956	651	3,607	2,956	-	651
30072 ALTERNATE ROUTE TO CERTIFICATION	691,326	916,514	1,607,840	650,994	-	956,846
30405 WEISMAN TEACHER SCHOLARS FUND	49,430	119	49,549	22,500	-	27,049
30418 CHESLA SCHOLARSHIPS	31,250	-	31,250	(10,000)	-	41,250
30432 FINANCIAL LITERACY INITIATIVE	587,347	1,280	588,627	-	-	588,627

SCHEDULE C-7

	CONTINUED		TOTAL		APPROPRIATIONS	
	AND INITIAL APPROPRIATIONS	ADJUSTMENTS	APPROPRIATIONS	EXPENDITURES	LAPSED	CONTINUED
30455 LEWIS ARC SCHOLARSHIP FUND	2,154	-	2,154	-	-	2,154
35135 PRIVATE OCCUPATIONAL SCHOOL STUDENT PROTECTION	4,065,822	823,095	4,888,917	188,367	-	4,700,550
35151 CONNECTICUT FUTURES	2,340,558	3,318	2,343,876	2,340,558	-	3,318
90557 IES DATA SYSTEM GRANT	414,791	-	414,791	87,107	-	327,684
AGENCY TOTAL	8,301,203	1,786,743	10,087,946	3,308,436	-	6,779,510
CHARTER OAK COLLEGE						
30119 DAVIS GRANT	(103)	79,003	78,900	54,700	-	24,200
30521 ALTERNATIVE LOANS - PRIVATE	-	47,201	47,201	47,201	-	-
35186 BOARD FOR STATE ACADEMIC AWARDS OPERATING FUND	2,784,699	10,450,975	13,235,674	9,885,889	-	3,349,785
35289 CTDLC OPERATIONS	664,552	2,755,407	3,419,959	2,467,305	-	952,654
90140 DHE-CONN-CAS GRANT	14	16,628	16,642	12,516	-	4,126
90598 ADULT EDUCATION (CTDLC)	-	150,000	150,000	150,000	-	-
AGENCY TOTAL	3,449,162	13,349,214	16,948,376	12,617,611	-	4,330,765
DEPARTMENT OF CORRECTION						
30015 CORRECTION MEMORIAL FUND	32,351	2,032	34,383	3,385	-	30,998
30022 SEMINARS & CONFERENCES	25	-	25	-	-	25
30453 YALE UNIVERSITY SUB AWARD	14,564	82,740	97,304	86,576	-	10,728
30461 K9 CORRECTION MEMORIAL FUND	1,506	10,532	12,038	-	-	12,038
30523 SECOND CHANCE SUPPORT GRANT	-	50,000	50,000	12,500	-	37,500
35137 CORRECTIONAL GENERAL WELFARE FUND	455,669	338,311	793,980	193,702	-	600,278
35187 CULINARY ARTS PROGRAM	29,617	-	29,617	-	-	29,617
90576 RSAT 14 GRANT - STATE	5,770	32,542	38,312	25,607	-	12,705
90597 ENERGY CONSERVATION FUNDS	-	175,000	175,000	-	-	175,000
AGENCY TOTAL	539,502	516,157	1,230,659	321,770	-	908,889
DEPARTMENT OF CHILDREN AND FAMILIES						
30016 WILDERNESS SCHOOL PROGRAM	56,207	49,100	105,307	90,195	-	15,112
30059 SCHOLARSHIP FUND	981	-	981	-	-	981
30074 CHARLES F. BROWNING FUND	902	-	902	-	-	902
30084 RICHARD A. FORESTER MEMORIAL FUND	13,053	32	13,085	-	-	13,085
30487 DIFF RESPONSE SYS_CASEY PR	86,500	117,148	203,648	151,042	-	52,606
30537 TEAM MENTOR STIPEND USDII	-	2,000	2,000	-	-	2,000
35396 ADULT ORDERED COURT PLACEMENT	150,000	(150,000)	-	-	-	-
90410 MST QUALITY ASSURANCE	7,730	(7,730)	-	-	-	-
90316 SPEC TMT JUV PROBLEM SEX BEHAVIORS	-	8,321	8,321	-	-	-
90410 MST_QUALITY_ASSURANCE	-	511,336	511,336	511,336	-	-
90421 MULTI DIMENSIONAL FAMILY THERAPY CSSD GRANT	-	465,560	465,560	465,560	-	-
90496 NEW HAVEN WORK/LEARN PROGRAM	-	290,000	290,000	290,000	-	-
90497 CSSD FLEXIBLE FUNDING	214,500	300,000	514,500	317,548	-	196,952
90582 CSSD NEW CHOICES PROGRAM	-	223,000	223,000	223,000	-	-
AGENCY TOTAL	529,873	1,585,767	2,338,640	2,057,002	-	281,638
JUDICIAL DEPARTMENT						
30238 LAW LIBRARY - DONATED COPIER RECEIPTS	5,018	3,755	8,773	5,389	-	3,384
30463 MACARTHUR FOUNDATION (NCMHJJ)	325,887	25,000	350,887	175,015	-	175,872
30535 CT SERVICE EXCELLENCE PROJECT	-	15,000	15,000	-	-	15,000
35188 DERBY COURTHOUSE MAINTENANCE RESERVE	888,572	1,176	889,748	889,748	-	-
35195 MERIDEN COURTHOUSE MAINTENANCE RESERVE	835,547	1,380	836,927	755,454	-	81,473
35199 JUDICIAL DATA PROCESSING OPERATIONS REVOLVING	241,246	256,068	497,314	186,393	-	310,921
35203 CRIMINAL VIOLENCE VICTIM ESCROW ACCT	265	-	265	-	-	265
35205 CLIENT SECURITY FUND	11,057,732	3,273,973	14,331,705	1,789,362	-	12,542,343
35302 COMMUNITY SERVICE LABOR PROGRAM	109,435	77,670	187,105	174,590	-	12,515
35359 PROBATION TRANS-TECH VIOLENCE UNIT	23,519	2,288,384	2,311,903	2,166,762	-	145,141
35371 MILFORD COURTHOUSE RESERVE	967,426	1,990	969,416	298,639	-	670,777
35397 FORECLOSURE MEDIATION FY 2010	458,515	1,000,000	1,458,515	1,458,515	-	-
90281 BOARD OF PAROLE RESIDENTIAL/NON-RESIDENTIAL SERVICE	-	929,471	929,471	929,471	-	-
90552 WARRANT INFO NICS & CT FIREARMS	5,048	-	5,048	5,048	-	-
90553 AUTOMATION PROTECTION ORDER BAIL	10,380	8,726	19,106	17,588	-	1,518
90554 PROTECTION ORDER WARRANT TRANSMISSION	9,417	-	9,417	1,649	-	7,768
90573 AUTO REPORTING MENTAL HEALTH NICS	20,000	33,000	53,000	45,394	-	7,606
90574 DISPROPORTION MINORITY CONTACT	791	5,146	5,937	5,937	-	-
90575 SAFE CT - PILOT PROJECT	50,828	35,501	86,329	63,811	-	22,518
90578 GPS DV OFFENDER PILOT PROJECT	-	35,000	35,000	24,811	-	10,189
90579 DOMESTIC VIOL SANC 06VW751JUD3	-	13,149	13,149	13,149	-	-
90587 DOMESTIC VIOL SANC 09VW751JUD4	-	24,433	24,433	24,433	-	-
90589 AUTOMATED DRUG ADJ 10NCHJUDNIC	-	8,000	8,000	-	-	8,000
90601 DOMESTIC VIOL SANC 09VW751JUD5	-	13,125	13,125	-	-	13,125
AGENCY TOTAL	15,009,626	8,049,947	23,059,573	9,031,158	-	14,028,415
PUBLIC DEFENDER SERVICES COMMISSION						
90204 JUVENILE PUBLIC DEFENDER EXPANSION	1,631	10,152	11,783	11,152	-	631
AGENCY TOTAL	1,631	10,152	11,783	11,152	-	631
EMERGENCY AND HOMELAND SECURITY						
30464 NUCLEAR SAFETY FUND CT YANKEE	170,562	222,486	393,048	200,890	-	192,158
30465 NUCLEAR SAFETY FUND DOMINION	1,960,946	2,558,584	4,519,530	2,311,763	-	2,207,767
90428 NUCLEAR EMERGENCY SAFETY FUND	423	-	423	(2)	-	425
90516 SCHOOL SECURITY COMPETITIVE GRANT	454,114	-	454,114	454,114	-	-
90541 E-9-1-1 Fund	127,479	1,123	128,602	128,602	-	-
AGENCY TOTAL	2,713,524	2,782,193	5,495,717	3,095,367	-	2,400,350
TOTALS	532,740,357	449,769,138	1,004,948,985	543,883,925	-	461,065,060
LESS INTERAGENCY TRANSFERS	-	(26,344,420)	(26,344,420)	(26,344,420)	-	-
TOTAL OTHER GRANTS	532,740,357	423,424,718	978,604,565	517,539,505	-	461,065,060
FEDERAL GRANTS						

SCHEDULE C-7

	CONTINUED AND INITIAL		TOTAL		APPROPRIATIONS	
	APPROPRIATIONS	ADJUSTMENTS	APPROPRIATIONS	EXPENDITURES	LAPSED	CONTINUED
LEGISLATIVE MANAGEMENT						
97067 HOMELAND SECURITY GRANT PROGRAM	723	8,080	8,803	8,803	-	-
AGENCY TOTAL	723	8,080	8,803	8,803	-	-
COMMISSION ON CHILDREN						
93268 IMMUNIZATION GRANTS	3,978	3,332	7,310	7,310	-	-
AGENCY TOTAL	3,978	3,332	7,310	7,310	-	-
STATE CAPITOL PRESERVATION AND RESTORATION COMMISSION						
15904 HISTORIC PRESERVATION FUND GRANTS-IN-AID	2,412	-	2,412	-	-	2,412
AGENCY TOTAL	2,412	-	2,412	-	-	2,412
SECRETARY OF STATE						
90401 HELP AMERICA VOTE ACT REQUIREMENTS PAYMENT	2,962,981	1,190,428	4,153,409	1,533,081	-	2,620,328
AGENCY TOTAL	2,962,981	1,190,428	4,153,409	1,533,081	-	2,620,328
STATE TREASURER						
66468 DRINKING WATER STATE REVOLVING LOAN FUND	2,042	-	2,042	-	-	2,042
AGENCY TOTAL	2,042	-	2,042	-	-	2,042
DEPARTMENT OF REVENUE SERVICES						
20205 HIGHWAY PLANNING AND CONSTRUCTION	24,497	(1,286)	23,211	23,211	-	-
20240 FUEL TAX EVASION-INTERGOVERNMENTAL ENFORCEMENT	39,823	31,177	71,000	60,724	-	10,276
AGENCY TOTAL	64,320	29,891	94,211	83,935	-	10,276
OFFICE OF POLICY AND MANAGEMENT						
16017 SEXUAL ASSAULT SERVICES PROGRAM	128,377	174,241	302,618	208,033	-	94,585
16523 JUVENILE ACCOUNTABILITY INCENTIVE	1,610,948	600,578	2,211,526	610,558	-	1,600,968
16540 JUVENILE JUSTICE AND DELINQUENCY PREVENTION	1,101,927	606,462	1,708,389	474,571	-	1,233,818
16548 TITLE V - DELINQUENCY PREVENTION PROGRAM	33,486	84,945	118,431	-	-	118,431
16550 CT STATISTICAL ANALYSIS CENTER	-	76,153	76,153	76,153	-	-
16554 NATIONAL CRIMINAL HISTORY IMPROVEMENT PROGRAM	379,219	553,757	932,976	301,985	-	630,991
16588 VIOLENCE AGAINST WOMEN FORMULA GRANTS	3,507,239	1,756,936	5,264,175	2,474,869	-	2,789,306
16593 RESIDENTIAL SUBSTANCE ABUSE TREATMENT - PRISONERS	97,625	332,247	429,872	97,625	-	332,247
16727 COMBATING UNDERAGE DRINKING	461,398	356,400	817,798	348,644	-	469,154
16738 EDWARD BYRNE MEMORIAL JUSTICE ASSISTANCE GRANT	7,372,965	3,177,381	10,550,346	1,316,279	-	9,234,067
16803 JUSTICE ASSISTANCE GRANT	5,658,133	11,886	5,670,019	2,997,087	-	2,672,932
16816 JOHN R. JUSTICE PROSECUTORS AND DEFENDER	-	100,000	100,000	-	-	100,000
20600 STATE AND COMMUNITY HIGHWAY SAFETY	502,050	28,896	530,946	530,946	-	-
81039 NATIONAL ENERGY INFORMATION CENTER	14,474	15,088	29,562	29,562	-	-
81041 STATE ENERGY PROGRAM	26,010,654	389,000	26,399,654	9,604,660	-	16,794,994
81122 ELECTRICITY DELIVERY AND ENERGY RELIABILITY	475,477	-	475,477	108,628	-	366,849
81127 ENERGY EFFICIENT APPLIANCE REBATE PROGRAM	438,365	-	438,365	438,365	-	-
81128 ENERGY EFFICIENCY AND CONSERVATION ARRA	9,543,896	-	9,543,896	3,157,800	-	6,386,096
84186 SAFE AND DRUG-FREE SCHOOLS - STATE GRANTS	959,394	-	959,394	820,295	-	139,099
93525 STATE PLANNING AND ESTABLISHMENT GRANTS	-	996,849	996,849	147,312	-	849,537
99136 OIL COMPANY OVERCHARGE RECOVERIES	938,571	2,193	940,764	508,926	-	431,838
AGENCY TOTAL	59,234,198	9,263,012	68,497,210	24,252,298	-	44,244,912
DEPARTMENT OF VETERANS AFFAIRS						
64005 GRANTS TO STATES FOR CONSTRUCTION OF STATE HOME FACILITIE	6,381,105	-	6,381,105	3,725,780	-	2,655,325
AGENCY TOTAL	6,381,105	-	6,381,105	3,725,780	-	2,655,325
OFFICE OF WORKFORCE COMPETITIVENESS						
17260 WIA DISLOCATED WORKERS	1,000,000	850,000	1,850,000	1,850,000	-	-
17275 PROGRAM OF COMPETITIVE GRANTS FOR WORKER	3,341,105	-	3,341,105	907,976	-	2,433,129
81042 WEATHERIZATION ASSISTANCE FOR LOW-INCOME	184,925	1,068,996	1,253,921	1,250,359	-	3,562
93509 AFFORDABLE CARE ACT (ACA) STATE HEALTH C	-	150,000	150,000	150,000	-	-
AGENCY TOTAL	4,526,030	2,068,996	6,595,026	4,158,335	-	2,436,691
DEPARTMENT OF ADMINISTRATIVE SERVICES						
10560 STATE ADMINISTRATIVE EXPENSES FOR CHILD	-	353,516	353,516	353,516	-	-
93069 PUBLIC HEALTH EMERGENCY PREPAREDNESS	500	-	500	500	-	-
AGENCY TOTAL	500	353,516	354,016	354,016	-	-
DEPARTMENT OF INFORMATION TECHNOLOGY						
11557 BROADBAND TECHNOLOGY OPPORTUNITIES PROGRAM	-	93,855,029	93,855,029	8,434,653	-	85,420,376
15809 NATIONAL SPATIAL DATA INFRASTRUCTURE	23,938	-	23,938	16,995	-	6,943
93778 MEDICAL ASSISTANCE PROGRAM	33,075	-	33,075	33,049	-	26
AGENCY TOTAL	57,013	93,855,029	93,912,042	8,484,697	-	85,427,345
DEPARTMENT OF PUBLIC WORKS						
12400 MILITARY CONSTRUCTION, NATIONAL GUARD	2,062,094	1,360,440	3,422,534	1,210,315	-	2,212,219
12401 NATIONAL GUARD MILITARY OPERATIONS & MAINTENANCE	26,805	131,411	158,216	131,411	-	26,805
64005 GRANTS TO STATES FOR CONSTRUCTION OF STATE HOME FACILITIE	418,372	3,717,782	4,136,154	3,908,507	-	227,647
81041 STATE ENERGY PROGRAM	1,543,357	418,334	1,961,691	1,380,334	-	581,357
83552 EMERGENCY MANAGEMENT PERFORMANCE GRANTS	80,590	-	80,590	-	-	80,590
83563 EMERGENCY OPERATIONS CENTERS	18,355	(18,355)	-	-	-	-
97052 EMERGENCY OPERATIONS CENTERS	-	18,355	18,355	-	-	18,355
99101 ARMY NATIONAL GUARD	612	-	612	-	-	612
99136 OIL COMPANY OVERCHARGE RECOVERIES	113	-	113	-	-	113
AGENCY TOTAL	4,150,298	5,627,967	9,778,265	6,630,567	-	3,147,698
ATTORNEY GENERAL						

SCHEDULE C-7

	CONTINUED AND INITIAL		TOTAL		APPROPRIATIONS	
	APPROPRIATIONS	ADJUSTMENTS	APPROPRIATIONS	EXPENDITURES	LAPSED	CONTINUED
66468 DRINKING WATER STATE REVOLVING LOAN FUND	-	80,000	80,000	80,000	-	-
66802 SUPERFUND STATE SITE-SPECIFIC COOPERATIVE AGREEMENTS	223,355	-	223,355	-	-	223,355
AGENCY TOTAL	223,355	80,000	303,355	80,000	-	223,355
DIVISION OF CRIMINAL JUSTICE						
16000 LAW ENFORCEMENT	-	5,733	5,733	-	-	5,733
16554 NATIONAL CRIMINAL HISTORY IMPROVEMENT PROGRAM	16,568	25,600	42,168	36,251	-	5,917
16560 JUSTICE RESEARCH, EVALUATION & DEVELOPMENT PROJECT	72,966	-	72,966	-	-	72,966
16586 VIOLENT OFFENDER INCARCERATION/TRUTH-IN SENTENCING	-	366,500	366,500	366,500	-	-
16588 VIOLENCE AGAINST WOMEN FORMULA GRANTS	76,005	48,997	125,002	93,698	-	31,304
16738 EDWARD BYRNE MEMORIAL JUSTICE ASSISTANCE GRANT PROGRAM	590,437	481,510	1,071,947	585,712	-	486,235
16741 FORENSIC DNA BACKLOG REDUCTION PROGRAM	356,163	-	356,163	157,671	-	198,492
16803 JUSTICE ASSISTANCE GRANT	-	150,000	150,000	67,707	-	82,293
20600 STATE AND COMMUNITY HIGHWAY SAFETY	(41,196)	160,633	119,437	119,437	-	-
AGENCY TOTAL	1,070,943	1,238,973	2,309,916	1,426,976	-	882,940
DEPARTMENT OF PUBLIC SAFETY						
11555 PUBLIC SAFETY AND INTEROPERABLE COMMUNICATIONS	2,310,838	-	2,310,838	2,310,838	-	-
16000 LAW ENFORCEMENT	843,402	118,464	961,866	662,579	-	299,287
16007 STATE DOMESTIC PREPAREDNESS EQUIPMENT SUPPORT	24,721	-	24,721	-	-	24,721
16017 SEXUAL ASSAULT SERVICES PROGRAM	396,019	-	396,019	70,028	-	325,991
16301 FBI CRIME LABORATORY	56,829	-	56,829	1,019	-	55,810
16302 LAW ENFORCEMENT ASSISTANCE	5,137	-	5,137	-	-	5,137
16320 SERVICES FOR TRAFFICKING VICTIMS	245,738	-	245,738	118,364	-	127,374
16542 NATIONAL INSTITUTE FOR JUVENILE JUSTICE	318,585	268,352	586,937	411,260	-	175,677
16550 STATE JUSTICE FOR STATISTICAL ANALYSIS	4,307	-	4,307	-	-	4,307
16554 NATIONAL CRIMINAL HISTORY IMPROVEMENT	31,157	58,377	89,534	51,601	-	37,933
16560 JUSTICE RESEARCH, EVALUATION & DEVELOPMENT PROJECT	1,398,434	(1,322,709)	75,725	-	-	75,725
16579 BYRNE FORMULA GRANT PROGRAM	20,047	30,000	50,047	30,000	-	20,047
16580 EDWARD BYRNE MEMORIAL STATE & LOCAL DISC GRANTS	465,600	-	465,600	371,342	-	94,258
16588 VIOLENCE AGAINST WOMEN FORMULA GRANTS	79,640	253,250	332,890	204,640	-	128,250
16592 LAW ENFORCEMENT BLOCK GRANT	1,160	(1,097)	63	-	-	63
16598 STATE IDENTIFICATION SYSTEMS GRANT	487	-	487	-	-	487
16609 COMMUNITY PROSECUTION PROGRAMS	3,127	-	3,127	-	-	3,127
16710 PUBLIC SAFETY PARTNERSHIP & COMMUNITY POLICING	2,128,292	175,000	2,303,292	1,030,760	-	1,272,532
16741 FORENSIC DNA BACKLOG REDUCTION PROGRAM	292,136	1,186,081	1,478,217	707,299	-	770,918
16742 PAUL COVERDELL FORENSIC SCIENCES IMPROVEMENT	-	511,541	511,541	460,678	-	50,863
16748 CONVICTED OFFENDER AND/OR ARRESTEE DNA B	-	367,401	367,401	299,631	-	67,770
16750 SUPPORT FOR ADAM WALSH ACT IMPLEMENTATION	-	222,748	222,748	84,250	-	138,498
16800 INTERNET CRIMES AGAINST CHILDREN	378,436	-	378,436	70,455	-	307,981
16803 JUSTICE ASSISTANCE GRANT	671,097	1,785,700	2,456,797	2,139,297	-	317,500
20218 NATIONAL MOTOR CARRIER SAFETY	-	215,826	215,826	221,637	-	(5,811)
20600 STATE AND COMMUNITY HIGHWAY SAFETY	1,362,611	851,907	2,214,518	851,908	-	1,362,610
20602 OCCUPANT PROTECTION	-	62,166	62,166	62,166	-	-
20605 DUI ENFORCEMENT SUPPORT PROJECT	12,140	-	12,140	-	-	12,140
20607 ALCOHOL OPEN CONTAINER REQUIREMENTS	-	182,641	182,641	182,641	-	-
81041 STATE ENERGY PROGRAM	2,491	222,396	224,887	204,707	-	20,180
83565 COMMUNITY EMERGENCY RESPONSE TEAMS	3,714	-	3,714	-	-	3,714
84181 GRANTS FOR INFANTS AND FAMILIES WITH DIS	-	2,334	2,334	-	-	2,334
93069 PUBLIC HEALTH EMERGENCY PREPAREDNESS	582	-	582	582	-	-
97004 STATE DOMESTIC PREPAREDNESS EQUIP. SUPPORT	397,531	-	397,531	-	-	397,531
97067 HOMELAND SECURITY GRANT PROGRAM	126,215	210,964	337,179	145,480	-	191,699
97072 NATIONAL EXPLOSIVES DETECTION CANINE TEAM	482,367	241,286	723,653	449,334	-	274,319
97116 PORT SECURITY GRANT PROGRAM (ARRA)	420,000	-	420,000	419,124	-	876
AGENCY TOTAL	12,482,840	5,642,628	18,125,468	11,561,620	-	6,563,848
POLICE OFFICER STANDARDS AND TRAINING COUNCIL						
16579 BYRNE FORMULA GRANT PROGRAM	2	17,084	17,086	17,084	-	2
16712 POLICE CORPS	124,067	-	124,067	-	-	124,067
97004 STATE DOMESTIC PREPAREDNESS EQUIPMENT SUPPORT	177	-	177	-	-	177
AGENCY TOTAL	124,246	17,084	141,330	17,084	-	124,246
DEPARTMENT OF MOTOR VEHICLES						
16580 EDWARD BYRNE MEMORIAL STATE & LOCAL	95,555	-	95,555	13,796	-	81,759
20218 NATIONAL MOTOR CARRIER SAFETY	1,218,802	1,883,571	3,102,373	2,161,408	-	940,965
20232 COMMERCIAL DRIVER LICENSE STATE PROGRAM	691,674	-	691,674	583,626	-	108,048
20234 SAFETY DATA IMPROVEMENT PROGRAM	-	45,600	45,600	7,188	-	38,412
20237 COMMERCIAL VEHICLE INFORMATION SYSTEMS	961,809	-	961,809	94,206	-	867,603
20240 FUEL TAX EVASION-INTERGOVERNMENTAL ENFORCEMENT	107,791	-	107,791	100,568	-	7,223
97089 REAL ID PROGRAM	2,438,720	800,677	3,239,397	784,626	-	2,454,771
AGENCY TOTAL	5,514,351	2,729,848	8,244,199	3,745,418	-	4,498,781
MILITARY DEPARTMENT						
12400 MILITARY CONSTRUCTION, NATIONAL GUARD	24,419,089	510,615	24,929,704	19,927,225	-	5,002,479
12401 NATIONAL GUARD MILITARY OPERATIONS & MAINTENANCE	8,976,005	18,244,797	27,220,802	15,844,619	-	11,376,183
12404 NATIONAL GUARD CIVILIAN YOUTH OPPORTUNITIES	158,827	167,838	326,665	211,186	-	115,479
17720 EMPLOYMENT PROGRAMS FOR PEOPLE WITH DISABILITIES	35,063	-	35,063	-	-	35,063
97039 HAZARD MITIGATION GRANT	-	145,000	145,000	144,913	-	87
99101 ARMY NATIONAL GUARD	9,680	-	9,680	-	-	9,680
AGENCY TOTAL	33,598,664	19,068,250	52,666,914	36,127,943	-	16,538,971
COMMISSION ON FIRE PREVENTION AND CONTROL						
83547 FIRST RESPONDER COUNTER TERRORISM TRAINING ASSIST.	153,002	-	153,002	-	-	153,002
93667 SOCIAL SERVICES BLOCK GRANT	42,714	-	42,714	-	-	42,714
97004 STATE DOMESTIC PREPAREDNESS EQUIP SUPPORT	2,695	-	2,695	(808)	-	3,503
AGENCY TOTAL	198,411	-	198,411	(808)	-	199,219

SCHEDULE C-7

	CONTINUED AND INITIAL		TOTAL APPROPRIATIONS	EXPENDITURES	APPROPRIATIONS	
	APPROPRIATIONS	ADJUSTMENTS			LAPSED	CONTINUED
DEPARTMENT OF INSURANCE						
93511 AFFORDABLE CARE ACT (ACA) GRANTS TO STATE	-	26,894	26,894	26,894	-	-
AGENCY TOTAL	-	26,894	26,894	26,894	-	-
DEPARTMENT OF PUBLIC UTILITY CONTROL						
11558 STATE BROADBAND DATA AND DEVELOPMENT	74,033	1,041,748	1,115,781	1,115,781	-	-
20700 PIPELINE SAFETY	661,900	583,728	1,245,628	624,436	-	621,192
81122 ELECTRICITY DELIVERY AND ENERGY RELIABILITY	-	253,000	253,000	227,712	-	25,288
AGENCY TOTAL	735,933	1,878,476	2,614,409	1,967,929	-	646,480
OFFICE OF MANAGED CARE OMBUDSMAN						
93511 AFFORDABLE CARE ACT (ACA) GRANTS TO STATE	-	135,261	135,261	135,261	-	-
AGENCY TOTAL	-	135,261	135,261	135,261	-	-
DEPARTMENT OF CONSUMER PROTECTION						
10163 MARKET PROTECTION & PROMOTION	(14,741)	45,600	30,859	-	-	30,859
16002 LAW ENFORCEMENT ASSIST- NARCOTICS/DANGEROUS DRUGS	60,167	-	60,167	3,750	-	56,417
16727 COMBATING UNDERAGE DRINKING	112	90,000	90,112	90,112	-	-
16754 HAROLD ROGERS PRESCRIPTION DRUG MONITORING	475	164,061	164,536	164,513	-	23
93975 NATIONAL ALL SCHEDULES PRESCRIPTION	-	76,352	76,352	76,352	-	-
AGENCY TOTAL	46,013	376,013	422,026	334,727	-	87,299
DEPARTMENT OF LABOR						
17275 PROGRAM OF COMPETITIVE GRANTS FOR WORKER	-	30,909	30,909	8,569	-	22,340
17504 CONSULTATION AGREEMENTS	-	18,116	18,116	18,116	-	-
81128 ENERGY EFFICIENCY AND CONSERVATION ARRA	-	23,023	23,023	31,679	-	(8,656)
93714 EMERGENCY CONTINGENCY FUND FOR TEMPORARY	-	12,107,638	12,107,638	12,107,638	-	-
AGENCY TOTAL	-	12,179,686	12,179,686	12,166,002	-	13,684
OFFICE OF VICTIM ADVOCATE						
16588 VIOLENCE AGAINST WOMEN FORMULA GRANTS	-	37,500	37,500	37,500	-	-
AGENCY TOTAL	-	37,500	37,500	37,500	-	-
COMMISSION ON HUMAN RIGHTS AND OPPORTUNITIES						
14401 FAIR HOUSING ASSISTANCE - STATE & LOCAL	98,102	39,854	137,956	21,561	-	116,395
30002 EMPLOYMENT DISCRIMINATION-STATE/LOCAL FAIR EMPLOY	3,861	(215)	3,646	3,613	-	33
AGENCY TOTAL	101,963	39,639	141,602	25,174	-	116,428
PROTECTION & ADVOCACY FOR PERSONS WITH DISABILITIES						
84161 REHABILITATION SERVICES - CLIENT ASSISTANCE	6,037	99,551	105,588	100,848	-	4,740
84240 PROTECTION & ADVOCACY OF INDIVIDUAL RIGHTS	159	144,250	144,409	141,628	-	2,781
84343 ASSISTIVE TECHNOLOGY STATE GRANTS FOR PR	102	65,957	66,059	50,937	-	15,122
93138 PROTECTION AND ADVOCACY FOR INDIVIDUALS	418	385,679	386,097	366,176	-	19,921
93267 STATE GRANTS FOR PROTECTION AND ADVOCACY SERVICES	-	64,400	64,400	61,402	-	2,998
93618 HELP AMERICA VOTE ACT GRANT	2	59,476	59,478	57,417	-	2,061
93630 DEVELOPMENTAL DISABILITIES - BASIC SUPPORT/ADVOCACY	3,045	186,750	189,795	182,803	-	6,992
93667 SOCIAL SERVICES BLOCK GRANT	39,559	131,432	170,991	139,313	-	31,678
96008 SSA - BENEFITS PLANNING, ASSISTANCE & OUTREACH	10,385	104,125	114,510	106,629	-	7,881
96009 SOCIAL SECURITY STATE GRANTS	8,189	63,675	71,864	25,822	-	46,042
AGENCY TOTAL	67,896	1,305,295	1,373,191	1,232,975	-	140,216
DEPARTMENT OF AGRICULTURE						
10025 PLANT & ANIMAL DISEASE, PEST CONTROL & ANIMAL CARE	28,048	263,881	291,929	286,926	-	5,003
10162 INSPECTION GRADING & STANDARDIZATION	8,511	-	8,511	-	-	8,511
10163 MARKET PROTECTION & PROMOTION	4,228	22,104	26,332	20,095	-	6,237
10169 SPECIALTY CROP BLOCK GRANT PROGRAM	107,265	-	107,265	42,100	-	65,165
10170 SPECIALTY CROP BLOCK GRANT PROGRAM -FAR	21	323,384	323,405	251,802	-	71,603
10450 RISK MANAGEMENT (CROP INSURANCE)	2,500	7,500	10,000	5,000	-	5,000
10500 COOPERATIVE EXTENSION SERVICE	1,045	-	1,045	-	-	1,045
10557 SPECIAL SUPPLEMENT NUTRITION PROGRAM - WIC	341,197	127,754	468,951	332,034	-	136,917
10572 WIC FARMERS' MARKET NUTRITION PROGRAM	88,886	82,481	171,367	88,886	-	82,481
10769 RURAL BUSINESS ENTERPRISE GRANTS	1,243	-	1,243	1,243	-	-
AGENCY TOTAL	582,944	827,104	1,410,048	1,028,086	-	381,962
DEPARTMENT OF ENVIRONMENTAL PROTECTION						
10025 PLANT & ANIMAL DISEASE, PEST CONTROL & ANIMAL CARE	37,409	139,994	177,403	139,758	-	37,645
10664 COOPERATIVE FORESTRY ASSISTANCE	575,736	560,121	1,135,857	592,544	-	543,313
10675 URBAN AND COMMUNITY FORESTRY PROGRAM	109,050	-	109,050	78,150	-	30,900
10676 FOREST LEGACY PROGRAM	220,002	1,415,000	1,635,002	44,921	-	1,590,081
10678 FOREST STEWARDSHIP PROGRAM	31,808	-	31,808	3,091	-	28,717
10680 FOREST HEALTH PROTECTION	15,000	-	15,000	3,646	-	11,354
10914 WILDLIFE HABITAT INCENTIVE PROGRAM	399,904	134,264	534,168	167,659	-	366,509
11405 ANADROMOUS FISH CONSERVATION ACT PROGRAM	15,773	-	15,773	3,685	-	12,088
11407 INTERJURISDICTIONAL FISHERIES ACT OF 1986	11,144	24,551	35,695	16,799	-	18,896
11419 COASTAL ZONE MANAGEMENT ADMINISTRATION AWARDS	212,046	2,139,200	2,351,246	2,234,208	-	117,038
11463 HABITAT CONSERVATION	2,503,219	-	2,503,219	46,415	-	2,456,804
11472 UNALLIED SCIENCE PROGRAM	-	249,594	249,594	24,780	-	224,814
11474 ATLANTIC COASTAL FISHERIES COOPERATIVE MGMT ACT	118,508	173,476	291,984	177,277	-	114,707
12113 MOA FOR REIMBURSEMENT OF TECHNICAL SERVICES	14,181	44,500	58,681	27,021	-	31,660
15000 VARIOUS PROGRAMS	5,748	-	5,748	-	-	5,748
15605 SPORT FISH RESTORATION	2,883,291	3,270,013	6,153,304	3,536,578	-	2,616,726
15608 FISH AND WILDLIFE MANAGEMENT ASSISTANCE	77,677	-	77,677	22,782	-	54,895
15611 WILDLIFE RESTORATION	583,988	2,363,403	2,947,391	1,771,524	-	1,175,867
15614 COASTAL WETLANDS CONSERVATION	39,200	-	39,200	-	-	39,200
15615 COOPERATIVE ENDANGERED SPECIES CONSERVATION	27,596	-	27,596	22,493	-	5,103

SCHEDULE C-7

	CONTINUED		TOTAL		APPROPRIATIONS	
	AND INITIAL APPROPRIATIONS	ADJUSTMENTS	APPROPRIATIONS	EXPENDITURES	LAPSED	CONTINUED
15616 CLEAN VESSEL ACT	1,671,213	1,490,061	3,161,274	927,397	-	2,233,877
15617 WILDLIFE CONSERVATION & APPRECIATION	1,185	-	1,185	-	-	1,185
15622 SPORT FISHING AND BOATING SAFETY ACT	271,613	-	271,613	47,738	-	223,875
15623 NORTH AMERICAN WETLANDS CONSERVATION FUND	-	26,250	26,250	6,144	-	20,106
15625 FISH & WILDLIFE SERVICE, DEPT OF THE INTERIOR	36,275	-	36,275	2,802	-	33,473
15633 LANDOWNER INCENTIVE	644,891	-	644,891	110,020	-	534,871
15634 STATE WILDLIFE GRANTS	566,204	756,650	1,322,854	827,300	-	495,554
15657 ENDANGERED SPECIES CONSERVATION	-	15,095	15,095	-	-	15,095
15808 GEOLOGICAL SURVEY - RESEARCH & DATA ACQUISITION	17,556	-	17,556	-	-	17,556
15810 NATIONAL COOPERATIVE GEOLOGIC MAPPING PROGRAM	54,556	-	54,556	-	-	54,556
15814 NATIONAL GEOLOGICAL AND GEOPHYSICAL DATA	6,663	-	6,663	6,661	-	2
15916 OUTDOOR RECREATION - ACQUIS, PLANNING, DEVELOPMENT	4,276,917	246,099	4,523,016	1,058,292	-	3,464,724
20205 HIGHWAY PLANNING AND CONSTRUCTION	20,549	-	20,549	2	-	20,547
20219 RECREATIONAL TRAILS PROGRAM	3,568,355	-	3,568,355	824,628	-	2,743,727
20703 INTERAGENCY HAZARDOUS MATERIALS PUBLIC TRAINING	383,965	247,214	631,179	225,562	-	405,617
66034 SURVEYS, STUDIES, INVESTIGATIONS CLEAN AIR ACT	376,985	489,376	866,361	169,756	-	696,605
66039 NATIONAL CLEAN DIESEL FUNDING	13,063	-	13,063	12,930	-	133
66040 STATE CLEAN DIESEL FUNDING	1,317,604	375,453	1,693,057	20,739	-	1,672,318
66202 CONGRESSIONALLY MANDATED PROJECTS	317,260	-	317,260	271,848	-	45,412
66436 SURVEYS, STUDIES, INVEST, DEMONSTRATIONS & TRAININGS	80,090	130,000	210,090	98,789	-	111,301
66437 LONG ISLAND SOUND PROGRAM	506,946	3,458,357	3,965,303	1,117,299	-	2,848,004
66438 CONSTRUCTION MANAGEMENT ASSISTANCE	35,411	-	35,411	-	-	35,411
66454 WATER QUALITY MANAGEMENT PLANNING	510,201	252,001	762,202	331,816	-	430,386
66458 CAPITALIZATION GRANTS FOR CLEAN WATER	18,441,521	-	18,441,521	9,950,012	-	8,491,509
66460 NONPOINT SOURCE IMPLEMENTATION GRANTS	2,258,478	1,074,176	3,332,654	795,608	-	2,537,046
66461 WETLANDS GRANTS	227,239	250,000	477,239	209,438	-	267,801
66463 WATER QUALITY COOPERATIVE AGREEMENTS	222,491	-	222,491	-	-	222,491
66467 WASTEWATER OPERATOR TRAINING GRANT	24,038	-	24,038	-	-	24,038
66472 BEACH MONITORING AND NOTIFICATION PROGRAM	59,608	-	59,608	7,549	-	52,059
66500 ENVIRONMENTAL PROTECTION-CONSOLIDATED RESEARCH	40,425	-	40,425	-	-	40,425
66511 OFFICE OF RESEARCH & DEVELOP CONSOLIDATED RESEARCH	75,842	-	75,842	-	-	75,842
66605 PERFORMANCE PARTNERSHIP GRANTS	216,667	13,007,005	13,223,672	7,943,330	-	5,280,342
66606 SURVEYS, STUDIES, INVESTIGATIONS & SPECIAL PURPOSE	66,219	(50,983)	15,236	92	-	15,144
66608 STATE INFORMATION GRANTS	196,653	-	196,653	64,386	-	132,267
66708 POLLUTION PREVENTION GRANTS	61,148	80,000	141,148	117,452	-	23,696
66713 STATE AND TRIBAL ENVIRONMENTAL JUSTICE	8	-	8	-	-	8
66802 SUPERFUND STATE SITE-SPECIFIC COOPERATIVE AGREEMENTS	478,668	271,555	750,223	245,778	-	504,445
66804 STATE & TRIBAL UNDERGROUND STORAGE TANKS	537,725	560,000	1,097,725	462,317	-	635,408
66805 LEAKING UNDERGROUND STORAGE TANK TRUST FUND	2,029,485	1,374,232	3,403,717	2,368,047	-	1,035,670
66809 SUPERFUND STATE CORE	380,748	-	380,748	(138,408)	-	519,156
66810 CEPP TECHNICAL ASSISTANCE GRANTS	10,167	-	10,167	-	-	10,167
66817 STATE AND TRIBAL RESPONSE GRANTS	773,635	878,250	1,651,885	811,579	-	840,306
77001 RADIATION CONTROL - TRAINING AND COUNSELING	15,807	-	15,807	13,038	-	2,769
81079 REGIONAL BIOMASS ENERGY	19,980	-	19,980	-	-	19,980
81105 NATIONAL INDUSTRIAL COMPETITIVENESS	132,689	-	132,689	-	-	132,689
81119 DEPARTMENT OF ENERGY SPECIAL PROJECTS CLEAN CITIES	5,660	-	5,660	-	-	5,660
83551 PROJECT IMPACT-BUILD DISASTER RESISTANT COMMUNITIES	7,263	-	7,263	-	-	7,263
84168 EISENHOWER PROFESSIONAL DEVELOPMENT-FED. ACTIVITIES	10,905	-	10,905	-	-	10,905
93283 CDC - INVESTIGATIONS AND TECHNICAL ASSISTANCE	53,484	-	53,484	248	-	53,236
97004 STATE DOMESTIC PREPAREDNESS EQUIP SUPPORT	300,615	-	300,615	-	-	300,615
97012 BOATING SAFETY FINANCIAL ASSISTANCE	748,731	1,462,604	2,211,335	1,210,492	-	1,000,843
97017 PRE-DISASTER MITIGATION (PDM) COMPETITIVE GRANTS	748,954	(748,954)	-	-	-	-
97021 HAZARDOUS MATERIALS ASSISTANCE PROGRAM	9,935	-	9,935	-	-	9,935
97023 COMMUNITY ASSISTANCE - STATE SUPPORT SERVICES	200,400	101,111	301,511	123,521	-	177,990
97029 FLOOD MITIGATION ASSISTANCE	751,091	-	751,091	20,790	-	730,301
97036 DEPARTMENT OF HOMELAND SECURITY	211,741	60,219	271,960	21,628	-	250,332
97039 HAZARD MITIGATION GRANT	159,242	-	159,242	-	-	159,242
97041 NATIONAL DAM SAFETY PROGRAM	161,463	96,540	258,003	80,379	-	177,624
97045 COOPERATING TECHNICAL PARTNERS	-	202,224	202,224	141,518	-	60,706
97047 PRE-DISASTER MITIGATION	11,722	2,019,323	2,031,045	467,125	-	1,563,920
99125 OTHER FEDERAL ASSISTANCE	52,453	-	52,453	-	-	52,453
AGENCY TOTAL	52,261,682	38,637,974	90,899,656	39,888,973	-	51,010,683
COMMISSION ON ARTS, TOURISM, CULTURE, HISTORY, AND FILM						
15904 HISTORIC PRESERVATION FUND GRANTS-IN-AID	790,675	345,955	1,136,630	763,194	-	373,436
15909 HISTORIC AMERICAN BUILDINGS SURVEY	466	-	466	-	-	466
45025 PROMOTION OF THE ARTS - PARTNERSHIP AGREEMENTS	304,380	852,400	1,156,780	610,419	-	546,361
93667 SOCIAL SERVICES BLOCK GRANT	1,292	-	1,292	-	-	1,292
AGENCY TOTAL	1,096,813	1,198,355	2,295,168	1,373,613	-	921,555
DEPARTMENT OF ECONOMIC AND COMMUNITY DEVELOPMENT						
10069 CONSERVATION RESERVE PROGRAM	-	9,451	9,451	-	-	9,451
14195 SECTION 8 HOUSING ASSISTANCE PAYMENT PR	724,109	5,057,777	5,781,886	5,543,860	-	238,026
14228 COMMUNITY DEVELOPMENT BLOCK GRANTS	31,049,951	24,952,971	56,002,922	22,414,757	-	33,588,165
14239 HOME INVESTMENT PARTNERSHIPS PROGRAM	30,844,325	14,677,121	45,521,446	22,840,147	-	22,681,299
14255 CDBG STATE'S PROGRAM	3,164,389	-	3,164,389	1,771,889	-	1,392,500
14704 COMMUNITY CHALLENGE PLANNING GRANTS	-	2,097,386	2,097,386	97,386	-	2,000,000
66818 BROWNFIELD ASSESS./CLEANUP COOPERATIVE AGREEMENTS	2,271,487	6,032	2,277,519	96,829	-	2,180,690
81042 WEATHERIZATION ASSISTANCE FOR LOW-INCOME	18,110	-	18,110	18,110	-	-
AGENCY TOTAL	68,072,371	46,800,738	114,873,109	52,782,978	-	62,090,131
CONNECTICUT AGRICULTURAL EXPERIMENT STATION						
10001 AGRICULTURAL RESEARCH - BASIC & APPLIED RESEARCH	936,875	198,049	1,134,924	839,539	-	295,385
10025 PLANT & ANIMAL DISEASE, PEST CONTROL & ANIMAL CARE	213,443	110,250	323,693	208,769	-	114,924
10170 SPECIALTY CROP BLOCK GRANT PROGRAM - FAR	37,426	59,161	96,587	55,052	-	41,535
10200 GRANTS FOR AGRICULTURAL RESEARCH - SPECIAL	62,689	13,474	76,163	24,395	-	51,768
10202 COOPERATIVE FORESTRY RESEARCH	122,739	202,624	325,363	145,876	-	179,487

SCHEDULE C-7

	CONTINUED		TOTAL		APPROPRIATIONS	
	AND INITIAL APPROPRIATIONS	ADJUSTMENTS	APPROPRIATIONS	EXPENDITURES	LAPSED	CONTINUED
10203 AGRICULTURAL EXPERIMENT STATION - HATCH ACT	1,167,390	886,498	2,053,888	842,943	-	1,210,945
10206 GRANTS FOR AGRICULTURAL RESEARCH - COMPETITIVE	122,083	(57,489)	64,594	13,764	-	50,830
10215 SUSTAINABLE AGRICULTURE RESEARCH AND EDUCATION	167,347	28,574	195,921	35,766	-	160,155
10309 SPECIALTY CROP RESEARCH INITIATIVE	-	151,278	151,278	1,655	-	149,623
10310 AGRICULTURE AND FOOD RESEARCH INITIATIVE	103,980	299,953	403,933	1,989	-	401,944
10500 COOPERATIVE EXTENSION SERVICE	23,273	-	23,273	1,577	-	21,696
10604 TECHNICAL ASSISTANCE FOR SPECIALTY CARE	-	99,021	99,021	42,961	-	56,060
10680 FOREST HEALTH PROTECTION	236,815	211,461	448,276	285,827	-	162,449
10912 ENVIRONMENTAL QUALITY INCENTIVES PROGRAM	-	144,519	144,519	34,312	-	110,207
47082 TRANS-NSF RECOVERY ACT RESEARCH SUPPORT	152,945	-	152,945	79,703	-	73,242
66605 PERFORMANCE PARTNERSHIP GRANTS	19,809	38,000	57,809	35,321	-	22,488
93069 PUBLIC HEALTH EMERGENCY PREPAREDNESS	4,049	20,973	25,022	25,022	-	-
93283 CDC - INVESTIGATIONS AND TECHNICAL ASSISTANCE	79,972	155,113	235,085	203,713	-	31,372
93448 FOOD SAFETY AND SECURITY MONITORING PROJECT	77,000	400,000	477,000	426,612	-	50,388
93942 LYME DISEASE RESEARCH AND TREATMENT	261,735	62,500	324,235	200,743	-	123,492
AGENCY TOTAL	3,789,570	3,023,959	6,813,529	3,505,539	-	3,307,990
DEPARTMENT OF PUBLIC HEALTH						
10479 FOOD SAFETY COOPERATIVE AGREEMENTS	-	165,815	165,815	93,182	-	72,633
10557 SPECIAL SUPPLEMENT NUTRITION PROGRAM - WIC	9,214,850	48,675,314	57,890,164	51,819,281	-	6,070,883
10559 SUMMER FOOD SERVICE PROGRAM FOR CHILDREN	10,747	28,700	39,447	19,995	-	19,452
10561 STATE MATCHING GRANT FOR FOOD STAMPS	297,908	587,683	885,591	653,641	-	231,950
10578 WIC GRANTS TO STATES (WGS)	-	234,995	234,995	216,527	-	18,468
16579 BYRNE FORMULA GRANT PROGRAM	2,600	(2,600)	-	-	-	-
20600 STATE AND COMMUNITY HIGHWAY SAFETY	167,579	42,999	210,578	33,476	-	177,102
66032 STATE INDOOR RADON GRANTS	160,034	244,247	404,281	261,602	-	142,679
66034 SURVEYS, STUDIES INVESTIGATIONS, CLEAN AIR ACT	260,655	300,000	560,655	135,599	-	425,056
66110 HEALTHY COMMUNITIES GRANT PROGRAM	17,498	-	17,498	17,441	-	57
66202 CONGRESSIONALLY MANDATED PROJECTS	-	24,000	24,000	-	-	24,000
66432 PUBLIC WATER SYSTEM SUPERVISION	986,469	1,231,800	2,218,269	1,370,725	-	847,544
66468 DRINKING WATER STATE REVOLVING LOAN FUND	12,970,730	5,815,372	18,786,102	8,795,313	-	9,990,789
66471 SMALL WATER SYSTEM OPERATOR CERTIFICATION COSTS	662,252	-	662,252	347,830	-	314,422
66472 BEACH MONITORING AND NOTIFICATION PROGRAM	209,931	225,000	434,931	229,755	-	205,176
66474 WATER PROTECTION GRANTS TO THE STATES	241,412	-	241,412	64,935	-	176,477
66500 ENVIRONMENTAL PROTECTION-CONSOLIDATED RESEARCH	12,263	-	12,263	-	-	12,263
66605 PERFORMANCE PARTNERSHIP GRANTS	28,502	-	28,502	-	-	28,502
66606 SURVEYS, STUDIES, INVESTIGATIONS & SPECIAL PURPOSE	8,718	-	8,718	-	-	8,718
66701 TOXIC SUBSTANCES COMPLIANCE MONITORING	187,794	290,000	477,794	229,654	-	248,140
66707 TSCA TITLE IV - CERTIFY LEAD-BASED PAINT PROFESSIONALS	243,945	281,220	525,165	353,300	-	171,865
93000 VARIOUS PROGRAMS	1,996,342	2,896,816	4,893,158	3,222,907	-	1,670,251
93048 AGING PROGRAMS - TITLE IV - TRAIN/RESEARCH/DISCRETIONARY	53	1,300	1,353	(146)	-	1,499
93064 LABORATORY TRAINING, EVALUATION, AND QUALITY ASSURANCE	58,156	258,063	316,219	269,696	-	46,523
93066 VITAL STATISTICS RE-ENGINEERING PROGRAM	59,044	39,934	98,978	(55,071)	-	154,049
93069 PUBLIC HEALTH EMERGENCY AWARENESS	14,216,314	8,719,806	22,936,120	15,140,059	-	7,796,061
93070 ENVIRONMENTAL PUBLIC HEALTH AND EMERGENCY	150,664	400,000	550,664	336,290	-	214,374
93089 EMERGENCY SYSTEM FOR ADVANCE REGISTRATION	-	200,000	200,000	141,713	-	58,287
93092 PERSONAL RESPONSIBILITY EDUCATION PROGRAM	-	596,440	596,440	590	-	595,850
93110 MATERNAL AND CHILD HEALTH	990,726	280,260	1,270,986	800,701	-	470,285
93116 TUBERCULOSIS CONTROL PROGRAM	376,939	679,997	1,056,936	679,568	-	377,368
93127 EMERGENCY MEDICAL SERVICES FOR CHILDREN	233,313	130,000	363,313	88,451	-	274,862
93130 PRIMARY CARE SERVICES PLANNING	124,333	138,735	263,068	108,472	-	154,596
93136 INJURY PREVENTION/CONTROL RESEARCH - STATE & COMM	314,933	572,078	887,011	590,430	-	296,581
93165 GRANTS FOR STATE LOAN REPAYMENT	1,095,641	-	1,095,641	93,912	-	1,001,729
93197 CHILDHOOD LEAD POISONING PREVENTION	468,831	780,324	1,249,155	691,543	-	557,612
93226 RESEARCH ON HEALTHCARE COST, QUALITY & OUTCOMES	34,351	-	34,351	-	-	34,351
93235 ABSTINENCE EDUCATION	126,566	-	126,566	-	-	126,566
93240 STATE CAPACITY BUILDING	465,646	431,188	896,834	412,818	-	484,016
93251 UNIVERSAL NEWBORN HEARING SCREENING	317,891	299,894	617,785	252,848	-	364,937
93259 RURAL ACCESS TO EMERGENCY DEVICES	7,598	-	7,598	-	-	7,598
93262 OCCUPATIONAL SAFETY AND HEALTH RESEARCH GRANTS	153,485	119,999	273,484	121,376	-	152,108
93268 IMMUNIZATION GRANTS	2,777,902	3,218,149	5,996,051	3,655,681	-	2,340,370
93270 ADULT VIRAL HEPATITIS PREVENTION AND CON	-	178,846	178,846	92,040	-	86,806
93283 CDC - INVESTIGATIONS AND TECHNICAL ASSISTANCE	12,194,197	7,505,608	19,699,805	10,665,032	-	9,034,773
93296 STATE PARTNERSHIP GRANT PROG TO IMPROVE MINORITY HEALTH	21,290	140,000	161,290	83,613	-	77,677
93414 ARPA - STATE PRIMARY CARE OFFICES	19,454	36,775	56,229	27,133	-	29,096
93505 AFFORDABLE CARE ACT (ACA)MATENAL, INFANT	-	855,073	855,073	75,009	-	780,064
93506 ACA NATIONWIDE PROGRAM FOR NATIONAL AND	-	1,952,075	1,952,075	1,485	-	1,950,590
93507 STRENGTHENING PUBLIC HEALTH INFRASTRUCTURE	-	200,000	200,000	62,987	-	137,013
93520 CENTERS FOR DISEASE CONTROL AND PREVENTION	-	68,102	68,102	2,500	-	65,602
93521 THE AFFORDABLE CARE ACT	-	556,474	556,474	187,618	-	368,856
93523 THE AFFORDABLE CARE ACT: HUMAN IMMUNODEF	-	79,714	79,714	46,401	-	33,313
93566 REFUGEE AND ENTRANT ASSISTANCE - STATE	(2,469)	103,545	101,076	82,418	-	18,658
93576 REFUGEE & ENTRANT ASSISTANCE - DISCRETIONARY	177,410	-	177,410	-	-	177,410
93667 SOCIAL SERVICES BLOCK GRANT	522,600	666,791	1,189,391	666,792	-	522,599
93671 FAMILY VIOLENCE PREVENTION AND SERVICES	11,567	-	11,567	-	-	11,567
93712 ARRA IMMUNIZATION	897,249	175,936	1,073,185	543,196	-	529,989
93713 CHILD CARE BUREAU, OFFICE OF FAMILY ASSIST	-	225,000	225,000	107,320	-	117,680
93717 ARRA ELC TO PREVENT HAIS	845,746	335,408	1,181,154	372,936	-	808,218
93719 ARRA - STATE GRANTS TO PROMOTE HEALTH	7,074,069	-	7,074,069	498,455	-	6,575,614
93720 ARRA - SURVEY AND CERTIFICATION AMBULATORY	74,999	-	74,999	73,885	-	1,114
93723 ARRA - PREVENTION AND WELLNESS	1,200,113	-	1,200,113	231,108	-	969,005
93777 CERTIFICATION OF HEALTH CARE PROVIDERS & SUPPLIERS	3,996,761	5,617,365	9,614,126	5,253,096	-	4,361,030
93889 NATIONAL BIOTERRORISM HOSPITAL PREPAREDNESS	4,953,183	4,660,301	9,613,484	6,246,437	-	3,367,047
93914 HIV EMERGENCY RELIEF PROJECT GRANTS	20,997	-	20,997	-	-	20,997
93917 HIV CARE FORMULA GRANTS	33,931,523	20,157,164	54,088,687	24,527,156	-	29,561,531
93919 STATE-BASED BREAST/CERVICAL CANCER EARLY DETECTION	246,895	-	246,895	-	-	246,895
93926 HEALTHY START INITIATIVES	1,147,816	629,345	1,777,161	665,742	-	1,111,419

SCHEDULE C-7

	CONTINUED		TOTAL		APPROPRIATIONS	
	AND INITIAL APPROPRIATIONS	ADJUSTMENTS	APPROPRIATIONS	EXPENDITURES	LAPSED	CONTINUED
93938 SUPPORT SCHOOL HEALTH EDUCATION TO PREVENT AIDS	205,671	139,000	344,671	135,374	-	209,297
93940 HIV PREVENTION ACTIVITIES - HEALTH DEPARTMENT	5,219,733	3,126,554	8,346,287	6,520,901	-	1,825,386
93941 HIV DEMONSTRATION, RESEARCH, PUBLIC	-	86,846	86,846	36,204	-	50,642
93942 LYME DISEASE RESEARCH AND TREATMENT	87,724	-	87,724	(21)	-	87,745
93943 EPIDEMIOLOGIC RESEARCH STUDIES	-	1,071,785	1,071,785	392,142	-	679,643
93944 HIV/AIDS SURVEILLANCE	1,243,247	626,628	1,869,875	1,036,384	-	833,491
93945 CHRONIC DISEASE PREVENTION AND HEALTH PROMOTION	136,673	(31,453)	105,220	(3,774)	-	108,994
93952 IMPROVING EMS/TRAUMA CARE IN RURAL AREAS	62,165	-	62,165	-	-	62,165
93977 PREVENTIVE HEALTH SERVICES - STD	552,144	662,588	1,214,732	843,742	-	370,990
93988 STATE-BASED DIABETES CONTROL PROGRAMS	43,507	-	43,507	8	-	43,499
93991 PREVENTIVE HEALTH & HEALTH SERVICES BLOCK GRANT	1,540,569	1,077,106	2,617,675	1,481,971	-	1,135,704
93994 MATERNAL AND CHILD HEALTH SERVICES BLOCK GRANT	2,290,205	2,719,754	5,009,959	4,762,653	-	247,306
96000 SOCIAL SECURITY ADMINISTRATION	105,329	12,764	118,093	881	-	117,212
97067 HOMELAND SECURITY GRANT PROGRAM	160,063	-	160,063	133,861	-	26,202
AGENCY TOTAL	128,868,040	131,307,627	260,175,667	157,046,779	-	103,128,888
DEPARTMENT OF DEVELOPMENTAL SERVICES						
84027 SPECIAL EDUCATION - STATE GRANTS	96,333	999,999	1,096,332	997,500	-	98,832
84169 INDEPENDENT LIVING - STATE GRANTS	10,000	-	10,000	10,000	-	-
84181 GRANTS FOR INFANTS AND FAMILIES WITH DISABILITIES	1,387,446	4,103,583	5,491,029	3,020,062	-	2,470,967
93630 DEVELOPMENTAL DISABILITIES - BASIC SUPPORT/ADVOCACY	747,843	377,358	1,125,201	652,500	-	472,701
93667 SOCIAL SERVICES BLOCK GRANT	2,162,805	2,840,800	5,003,605	2,883,740	-	2,119,865
93768 COMPETITIVE EMPLOYMENT OF PEOPLE WITH DISABILITIES	249,825	250,000	499,825	497,673	-	2,152
97036 DEPARTMENT OF HOMELAND SECURITY	-	47,400	47,400	-	-	47,400
97044 ASSISTANCE TO FIREFIGHTERS GRANT	34,948	-	34,948	17,340	-	17,608
AGENCY TOTAL	4,689,200	8,619,140	13,308,340	8,078,815	-	5,229,525
DEPARTMENT OF MENTAL HEALTH						
14235 SUPPORTIVE HOUSING PROGRAM	1,103,636	1,539,712	2,643,348	1,630,025	-	1,013,323
14238 SHELTER PLUS CARE	18,260,374	10,964,520	29,224,894	9,849,225	-	19,375,669
16738 EDWARD BYRNE MEMORIAL JUSTICE ASSISTANCE	-	56,075	56,075	56,075	-	-
17260 WIA DISLOCATED WORKERS	-	375,000	375,000	165,261	-	209,739
93003 PUBLIC HEALTH AND SOCIAL SERVICES EMERGENCY FUND	55,200	123,200	178,400	172,352	-	6,048
93148 COOPERATIVE AGREEMENTS - HOMELESS INDIVIDUALS	1,094	-	1,094	-	-	1,094
93150 ASSISTANCE IN TRANSITION FROM HOMELESSNESS (PATH)	157,198	863,000	1,020,198	876,364	-	143,834
93230 CONSOLIDATED KNOWLEDGE DEVELOPMENT & APPLICATION	3,371	-	3,371	-	-	3,371
93242 MENTAL HEALTH RESEARCH GRANTS	4,595	(4,595)	-	-	-	-
93243 SUBSTANCE ABUSE/MENTAL HEALTH SERVICES	5,194,138	3,579,942	8,774,080	5,625,706	-	3,148,374
93275 SUBSTANCE ABUSE & MENTAL HEALTH SERVICES-RECOVERY	2,459,177	3,351,999	5,811,176	4,297,747	-	1,513,429
93279 DRUG ABUSE RESEARCH PROGRAMS	12,000	(12,000)	-	-	-	-
93630 DEVELOPMENTAL DISABILITIES - BASIC SUPPORT/ADVOCACY	888	-	888	-	-	888
93667 SOCIAL SERVICES BLOCK GRANT	34,166	2,010,156	2,044,322	2,016,417	-	27,905
93768 COMPETITIVE EMPLOYMENT OF PEOPLE WITH DISABILITIES	162,748	1,455,997	1,618,745	1,445,382	-	173,363
93779 HEALTH CARE FINANCE RESEARCH/DEMONSTRATION/EVALUATION	97,511	-	97,511	97,511	-	-
93891 ALCOHOL RESEARCH CENTER GRANTS	537,136	159,985	697,121	321,206	-	375,915
93958 COMMUNITY MENTAL HEALTH SERVICES BLOCK GRANT	1,524,873	4,233,212	5,758,085	4,220,300	-	1,537,785
93959 SUBSTANCE ABUSE PREVENTION & TREATMENT BLOCK	6,669,144	16,919,808	23,588,952	17,295,311	-	6,293,641
AGENCY TOTAL	36,277,249	45,616,011	81,893,260	48,068,882	-	33,824,378
DEPARTMENT OF SOCIAL SERVICES						
10551 FOOD STAMPS	2,364,778	(342,305)	2,022,473	841,946	-	1,180,527
10561 STATE MATCHING GRANT FOR FOOD STAMPS	6,551,356	3,346,941	9,898,297	7,469,936	-	2,428,361
10568 EMERGENCY FOOD ASSISTANCE PROGRAM	251,926	704,616	956,542	711,410	-	245,132
10579 CHILD NUTRITION DISCRETIONARY GRANT	-	195,529	195,529	47,635	-	147,894
14181 SUPPORTIVE HOUSING FOR PERSONS WITH DISABILITIES	244,770	1,922,678	2,167,448	1,442,200	-	725,248
14191 MULTIFAMILY HOUSING SERVICE COORDINATORS	202,725	340,875	543,600	330,040	-	213,560
14231 EMERGENCY SHELTER GRANTS PROGRAM	42,733	1,165,370	1,208,103	1,202,498	-	5,605
14241 HOUSING OPPORTUNITIES FOR PERSONS WITH AIDS	2,822	286,319	289,141	253,011	-	36,130
14257 HOMELESS PREVENTION	7,530,948	-	7,530,948	3,284,189	-	4,246,759
14506 GENERAL RESEARCH AND TECHNOLOGY ACTIVITY	-	20,000	20,000	-	-	20,000
14856 LOW INCOME HOUSING - SECTION 8 MODERATE REHAB	36,117	160,852	196,969	94,507	-	102,462
14871 SECTION 8 HOUSING CHOICE VOUCHERS	35,260,116	39,163,649	74,423,765	67,627,357	-	6,796,408
14900 LEAD-BASED PAINT HAZARD CONTROL PROGRAM	4,975,644	-	4,975,644	3,516,799	-	1,458,845
17235 SENIOR COMMUNITY SERVICE EMPLOYMENT	432,547	1,289,569	1,722,116	1,681,607	-	40,509
81042 WEATHERIZATION ASSISTANCE FOR LOW-INCOME PERSONS	55,804,335	1,972,272	57,776,607	32,338,688	-	25,437,919
84126 REHABILITATION SERVICES - VOCATIONAL REHAB GRANTS	12,687,019	29,260,977	41,947,996	18,568,261	-	23,379,735
84169 INDEPENDENT LIVING - STATE GRANTS	364,470	305,673	670,143	186,396	-	483,747
84187 SUPPORTED EMPLOYMENT SERVICES - SEVERE HANDICAPS	445,403	254,998	700,401	170,612	-	529,789
84224 ASSISTIVE TECHNOLOGY	530,734	205,840	736,574	442,759	-	293,815
84265 STATE VOCATIONAL REHABILITATION IN-SERVICE TRAINING	128,901	125,100	254,001	111,112	-	142,889
84390 BASIC SUPPORT	2,247,135	(400,000)	1,847,135	1,268,318	-	578,817
84398 STATE INDEPENDENT LIVING SERVICES	242,913	-	242,913	145,748	-	97,165
93041 AGING PROGRAMS - TITLE VII CHAPTER 3-ABUSE PREVENTION	35,524	59,907	95,431	66,537	-	28,894
93043 AGING PROGRAMS - TITLE III PART F - PREVENT DISEASE	131,767	260,652	392,419	278,064	-	114,355
93044 AGING PROGRAMS - TITLE III PART B - SUPPORT SERVICES	2,231,318	4,754,700	6,986,018	4,495,899	-	2,490,119
93045 AGING PROGRAMS - TITLE III PART C - NUTRITION SERVICES	4,102,849	7,628,119	11,730,968	8,083,487	-	3,647,481
93048 AGING PROGRAMS - TITLE IV - TRAIN/RESEARCH/DISCRETION	551,850	691,514	1,243,364	695,910	-	547,454
93051 ALZHEIMER'S DEMONSTRATION PROGRAM	-	300,000	300,000	197,515	-	102,485
93052 FAMILY CAREGIVER SUPPORT	902,909	1,824,239	2,727,148	1,887,047	-	840,101
93053 NUTRITION SERVICES INCENTIVE PROGRAM	662,446	1,507,292	2,169,738	1,269,638	-	900,100
93071 MEDICARE ENROLLMENT ASSISTANCE PROGRAM	28,409	-	28,409	28,409	-	-
93072 LIFESPAN RESPITE CARE PROGRAM	199,934	-	199,934	101,240	-	98,694
93086 HEALTHY MARRIAGE & RESPONSIBLE FATHERHOOD GRANT	610,696	1,000,000	1,610,696	1,265,027	-	345,669
93110 MATERNAL AND CHILD HEALTH	10,000	10,000	20,000	20,000	-	-
93234 TRAUMATIC BRAIN INJURY STATE DEMONSTRATION GRANT	1,251	-	1,251	1,251	-	-
93517 AFFORDABLE CARE ACT - AGING AND DISABILITY	-	500,000	500,000	861	-	499,139
93518 AFFORDABLE CARE ACT - MEDICARE IMPROVEMENT	-	348,903	348,903	48,017	-	300,886

SCHEDULE C-7

	CONTINUED		TOTAL		APPROPRIATIONS	
	AND INITIAL APPROPRIATIONS	ADJUSTMENTS	APPROPRIATIONS	EXPENDITURES	LAPSED	CONTINUED
93563 CHILD SUPPORT ENFORCEMENT	1,445	956,000	957,445	956,000	-	1,445
93566 REFUGEE AND ENTRANT ASSISTANCE - STATE	345,763	1,508,079	1,853,842	1,389,346	-	464,496
93568 LOW-INCOME HOME ENERGY ASSISTANCE	12,192,137	105,029,238	117,221,375	114,026,361	-	3,195,014
93569 COMMUNITY SERVICES BLOCK GRANT	6,303,989	8,178,267	14,482,256	13,247,892	-	1,234,364
93576 REFUGEE & ENTRANT ASSISTANCE - DISCRETIONARY	147,324	552,736	700,060	620,917	-	79,143
93590 COMMUNITY-BASED FAMILY RESOURCE	1,289,401	770,792	2,060,193	796,863	-	1,263,330
93597 GRANTS FOR ACCESS & VISITATION PROGRAMS	125,433	91,567	217,000	82,702	-	134,298
93600 HEAD START	162,810	125,000	287,810	141,068	-	146,742
93667 SOCIAL SERVICES BLOCK GRANT	2,541,240	36,893,749	39,434,989	34,658,295	-	4,776,694
93671 FAMILY VIOLENCE PREVENTION & SERVICES	2,121,329	1,269,042	3,390,371	1,269,927	-	2,120,444
93705 HOME DELIVERED MEALS A.R.R.A.	144,907	-	144,907	144,907	-	-
93707 CONGREGATE MEALS A.R.R.A.	327,933	-	327,933	327,933	-	-
93713 CHILD CARE BUREAU, OFFICE OF FAMILY ASSISTANCE	2,737,975	-	2,737,975	2,382,325	-	355,650
93714 EMERGENCY CONTINGENCY FUND FOR TEMPORARY	-	25,473,940	25,473,940	20,777,572	-	4,696,368
93725 ARRA - COMMUNITIES PUTTING PREVENTION TO WORK	399,410	-	399,410	190,393	-	209,017
93768 COMPETITIVE EMPLOYMENT OF PEOPLE WITH DISABILITIES	8,587,006	5,666,162	14,253,168	9,058,316	-	5,194,852
93778 MEDICAL ASSISTANCE PROGRAM	7,182	182,163,151	182,170,333	182,081,468	-	88,865
93779 HEALTH CARE FINANCE -RESEARCH/DEMONSTRATION/EVAL	2,988,580	2,264,325	5,252,905	4,218,714	-	1,034,191
93917 HIV CARE FORMULA GRANTS	1,843,933	20,163,671	22,007,604	21,082,478	-	925,126
93994 MATERNAL AND CHILD HEALTH SERVICES BLOCK	200,000	200,000	220,000	120,000	-	100,000
96001 SOCIAL SECURITY-DISABILITY INSURANCE	7,724,075	16,745,485	24,469,560	22,272,946	-	2,196,614
96008 SSA - BENEFITS PLANNING, ASSISTANCE & OUTREACH	159,189	41,302	200,491	181,647	-	18,844
AGENCY TOTAL	189,987,406	506,956,785	696,944,191	590,202,001	-	106,742,190
DEPARTMENT OF EDUCATION						
10553 SCHOOL BREAKFAST PROGRAM	5,482,690	19,302,413	24,785,103	20,564,866	-	4,220,237
10555 NATIONAL SCHOOL LUNCH PROGRAM	20,917,992	78,872,193	99,790,185	78,948,091	-	20,842,094
10556 SPECIAL MILK PROGRAM FOR CHILDREN	288,718	196,427	485,145	276,507	-	208,638
10558 CHILD AND ADULT CARE FOOD PROGRAM	4,679,631	13,712,225	18,391,856	14,399,109	-	3,992,747
10559 SUMMER FOOD SERVICE PROGRAM FOR CHILDREN	1,414,354	2,079,065	3,493,419	1,305,672	-	2,187,747
10560 STATE ADMINISTRATIVE EXPENSES FOR CHILD NUTRITION	999,022	1,323,574	2,322,596	1,313,041	-	1,009,555
10574 TEAM NUTRITION GRANTS	55,326	(54,331)	995	995	-	-
10579 CHILD NUTRITION DISCRETIONARY GRANT	3	262,643	262,646	1,282	-	261,364
10580 SUPPLEMENTAL NUTRITION ASSISTANCE PROGRAM	-	41,546	41,546	-	-	41,546
10582 FRESH FRUIT AND VEGETABLE PROGRAM	39,650	1,689,040	1,728,690	1,675,824	-	52,866
84002 ADULT EDUCATION - STATE GRANT PROGRAM	1,187,503	5,476,011	6,663,514	6,001,006	-	662,508
84010 TITLE I GRANTS TO LOCAL EDUCATIONAL AGENCIES	19,704,215	116,647,259	136,351,474	115,725,314	-	20,626,160
84013 TITLE I PROGRAM-NEGLECTED AND DELINQUENT CHILDREN	735,851	1,334,146	2,069,997	1,044,833	-	1,025,164
84027 SPECIAL EDUCATION - STATE GRANTS	34,931,975	134,331,541	169,263,516	131,846,809	-	37,416,707
84048 VOCATIONAL EDUCATION - BASIC GRANTS TO STATES	146,270	10,165,143	10,311,413	9,672,595	-	638,818
84063 PELL GRANT PROGRAM	19,512	466,070	485,582	485,552	-	30
84126 REHABILITATION SERVICES - VOCATIONAL REHAB GRANTS	-	27,556	27,556	27,556	-	-
84173 SPECIAL EDUCATION - PRESCHOOL GRANTS	978,595	4,827,103	5,805,698	4,564,595	-	1,241,103
84181 GRANTS FOR INFANT AND FAMILIES WITH DISABILITIES	74	75,000	75,074	75,074	-	-
84185 BYRD HONORS SCHOLARSHIPS	-	466,500	466,500	466,500	-	-
84186 SAFE AND DRUG-FREE SCHOOLS - STATE GRANTS	931,315	(17,231)	914,084	901,783	-	12,301
84196 EDUCATION OF HOMELESS CHILDREN AND YOUTH	166,848	505,346	672,194	576,702	-	95,492
84213 EVEN START - STATE EDUCATIONAL AGENCIES	1,562	479,297	480,859	480,079	-	780
84215 FUND FOR THE IMPROVEMENT OF EDUCATION	125,613	600,000	725,613	391,672	-	333,941
84224 ASSISTIVE TECHNOLOGY	21,000	21,000	42,000	42,000	-	-
84243 TECH-PREP EDUCATION	754,022	868,256	1,622,278	1,622,132	-	146
84282 CHARTER SCHOOLS	1,439,746	-	1,439,746	493,797	-	945,949
84287 TITLE IV, PART B, 21ST CENTURY COMMUNITY LEARNING	1,687,486	8,392,815	10,080,301	9,238,407	-	841,894
84318 TECHNOLOGY LITERACY CHALLENGE	363,479	735,310	1,098,789	309,174	-	789,615
84323 SPECIAL EDUC. - GRANTS FOR CHILDREN WITH DISABILITIES	135,192	-	135,192	113,278	-	21,914
84330 ADVANCED PLACEMENT INCENTIVE PROGRAM	471,679	999,466	1,471,145	942,308	-	528,837
84357 TITLE I PART B READING FIRST	317,620	-	317,620	304,673	-	12,947
84365 TITLE III, LANGUAGE BILINGUAL	2,398,986	5,636,004	8,034,990	5,880,536	-	2,154,454
84366 MATHEMATICS AND SCIENCE PARTNERSHIP	928,101	1,157,780	2,085,881	1,039,625	-	1,046,256
84367 TITLE II, PART A, TEACHER & PRINCIPAL RECRUITMENT	8,809,989	26,672,990	35,482,979	27,624,016	-	7,858,963
84368 CRIME VICTIM ASSISTANCE	10,207	-	10,207	10,207	-	-
84369 STATE ASSESSMENTS AND RELATED ACTIVITIES	1,391,590	5,656,669	7,048,259	4,648,450	-	2,399,809
84371 STRIVING READERS	-	150,000	150,000	150,000	-	-
84372 STATEWIDE DATA SYSTEMS	386,340	2,206,542	2,592,882	170,471	-	2,422,411
84377 SCHOOL IMPROVEMENT GRANTS	4,680,905	4,218,547	8,899,452	2,697,119	-	6,202,333
84386 EDUCATION TECHNOLOGY STATE GRANTS	2,912,265	-	2,912,265	2,611,057	-	301,208
84387 MCKINNEY-VENTO HOMELESS CHILDREN SHELTER	22,000	-	22,000	(10,762)	-	32,762
84388 SCHOOL IMPROVEMENTS GRANTS, RECOVERY ACT	21,818,804	-	21,818,804	5,458,627	-	16,360,177
84389 TITLE I GRANTS TO LOCAL EDUCATIONAL AGENCIES	26,793,291	-	26,793,291	24,530,939	-	2,262,352
84390 BASIC SUPPORT	-	233,809	233,809	233,809	-	-
84391 SPECIAL EDUCATION GRANTS TO STATES	60,317,231	-	60,317,231	55,872,455	-	4,444,776
84392 SPECIAL EDUCATION - PRESCHOOL GRANTS	1,923,428	-	1,923,428	1,834,717	-	88,711
84394 STATE FISCAL STABILIZATION FUND STATE	123,246,784	(123,053,098)	193,686	-	-	193,686
84397 STATE FISCAL STABILIZATION FUND GOVERNMENT	2,125	-	2,125	(2,493)	-	4,618
84410 EDUCATION JOBS FUND	-	110,486,654	110,486,654	28,002,870	-	82,483,784
93069 PUBLIC HEALTH EMERGENCY PREPAREDNESS	26,073	50,000	76,073	73,031	-	3,042
93110 MATERNAL AND CHILD HEALTH	-	57,800	57,800	47,800	-	10,000
93500 PREGNANCY ASSISTANCE FUND PROGRAM	-	1,999,991	1,999,991	698,781	-	1,301,210
93576 REFUGEE & ENTRANT ASSISTANCE - DISCRETIONARY	-	321,875	321,875	253,125	-	68,750
93630 DEVELOPMENTAL DISABILITIES - BASIC SUPPORT	-	5,960	5,960	5,400	-	560
93708 ARPR - HEAD START	-	747,251	747,251	254,253	-	492,998
93768 COMPETITIVE EMPLOYMENT OF PEOPLE WITH DISABILITIES	-	198,882	198,882	154,862	-	44,020
93938 SUPPORT SCHOOL HEALTH EDUCATION TO PREVENT AIDS	509,841	308,083	817,924	661,414	-	156,510
94004 LEARN & SERVE AMERICA - SCHOOL/COMMUNITY	28,300	218,378	246,678	224,603	-	22,075
96009 SOCIAL SECURITY STATE GRANTS	-	270,441	270,441	214,512	-	55,929
99125 OTHER FEDERAL ASSISTANCE	242,146	304,344	546,490	197,109	-	349,381
AGENCY TOTAL	354,445,349	441,674,285	796,119,634	567,347,759	-	228,771,875

SCHEDULE C-7

	CONTINUED AND INITIAL		TOTAL		APPROPRIATIONS	
	APPROPRIATIONS	ADJUSTMENTS	APPROPRIATIONS	EXPENDITURES	LAPSED	CONTINUED
BOARD OF EDUCATION AND SERVICES FOR THE BLIND						
45025 PROMOTION OF THE ARTS-PARTNERSHIP AGREEMENTS	2,130	-	2,130	-	-	2,130
84126 REHABILITATION SERVICES - VOCATIONAL REHAB GRANTS	3,075,524	3,266,293	6,341,817	3,538,411	-	2,803,406
84169 INDEPENDENT LIVING - STATE GRANTS	48,767	46,854	95,621	43,106	-	52,515
84177 REHAB-INDEPENDENT LIVING FOR OLDER, BLIND INDIVIDUALS	158,668	384,670	543,338	315,615	-	227,723
84187 SUPPORTED EMPLOYMENT SERVICES - SEVERE HANDICAPS	83,098	45,000	128,098	18,072	-	110,026
84265 STATE VOCATIONAL REHABILITATION IN-SERVICE TRAINING	15,046	18,883	33,929	20,526	-	13,403
84390 BASIC SUPPORT	303,849	400,000	703,849	247,558	-	456,291
84399 INDEPENDENT LIVING SERVICES	186,663	-	186,663	131,552	-	55,111
93667 SOCIAL SERVICES BLOCK GRANT	49,745	88,048	137,793	31,839	-	105,954
AGENCY TOTAL	3,923,490	4,249,748	8,173,238	4,346,679	-	3,826,559
COMMISSION ON THE DEAF AND HEARING IMPAIRED						
93667 SOCIAL SERVICES BLOCK GRANT	98,885	234,733	333,618	211,362	-	122,256
AGENCY TOTAL	98,885	234,733	333,618	211,362	-	122,256
STATE LIBRARY						
45310 STATE LIBRARY PROGRAM	1,824,057	937,357	2,761,414	1,969,274	-	792,140
45312 NATIONAL LEADERSHIP GRANTS	247,417	-	247,417	120,193	-	127,224
84154 PUBLIC LIBRARY CONSTRUCTION & TECHNOLOGY ENHANCE	57,483	-	57,483	-	-	57,483
84167 LIBRARY LITERACY PROGRAM	13,083	-	13,083	-	-	13,083
89003 NATIONAL HISTORICAL PUBLICATIONS	47,307	-	47,307	31,851	-	15,456
84167 LIBRARY LITERACY PROGRAM	92	-	92	-	-	92
AGENCY TOTAL	2,189,439	937,357	3,126,796	2,121,318	-	1,005,478
DEPARTMENT OF HIGHER EDUCATION						
64124 ALL-VOLUNTEER FORCE EDUCATIONAL ASSISTANCE	324,833	206,479	531,312	195,361	-	335,951
84069 LEVERAGING EDUCATIONAL ASSISTANCE PARTNERSHIP	-	1,029,412	1,029,412	1,029,412	-	-
84185 BYRD HONORS SCHOLARSHIPS	22,408	466,500	488,908	446,437	-	42,471
84334 GAINING EARLY AWARENESS AND READINESS - UNDERGRAD	3,847,390	3,007,188	6,854,578	618,204	-	6,236,374
84367 TITLE II, PART A, TEACHER & PRINCIPAL TRAINING/RECRUIT	1,204,570	696,607	1,901,177	448,406	-	1,452,771
84378 COLLEGE ACCESS CHALLENGE GRANT PROGRAM	445,917	1,500,001	1,945,918	290,604	-	1,655,314
94003 STATE COMMISSION	259,743	125,000	384,743	266,007	-	118,736
94006 AMERICORPS	410,437	2,000,338	2,410,775	1,647,407	-	763,368
94007 PLANNING & PROGRAM DEVELOPMENT GRANTS	151,076	30,063	181,139	40,418	-	140,721
94009 TRAINING AND TECHNICAL ASSISTANCE	225,606	73,800	299,406	116,371	-	183,035
94013 VOLUNTEERS IN SERVICE TO AMERICA	20,000	-	20,000	-	-	20,000
AGENCY TOTAL	6,911,980	9,135,388	16,047,368	5,098,627	-	10,948,741
UNIVERSITY OF CONNECTICUT						
99125 OTHER FEDERAL ASSISTANCE	78,064	(78,064)	-	-	-	-
AGENCY TOTAL	78,064	(78,064)	-	-	-	-
CHARTER OAK STATE COLLEGE						
84002 ADULT EDUCATION - STATE GRANT PROGRAM	28	273,001	273,029	273,029	-	-
84063 PELL GRANT PROGRAM	-	1,468,258	1,468,258	1,468,258	-	-
84116 FUND FOR THE IMPROVEMENT OF POSTSECONDARY	1,839	209,294	211,133	179,944	-	31,189
84268 FEDERAL DIRECT STUDENT LOANS	-	3,231,183	3,231,183	3,231,183	-	-
AGENCY TOTAL	1,867	1,950,553	5,183,603	5,152,414	-	31,189
DEPARTMENT OF CORRECTION						
16000 LAW ENFORCEMENT	42,708	5,952	48,660	43,919	-	4,741
16202 OFFENDER REENTRY PROGRAM	80,323	67,389	147,712	147,712	-	-
16593 RESIDENTIAL SUBSTANCE ABUSE TREATMENT - PRISONERS	18,222	97,625	115,847	77,733	-	38,114
16606 STATE CRIMINAL ALIEN ASSISTANCE PROGRAM	1,635,653	1,378,415	3,014,068	1,291,434	-	1,722,634
16738 EDWARD BYRNE MEMORIAL JUSTICE ASSISTANCE	185,978	146,000	331,978	205,874	-	126,104
16745 CRIMINAL AND JUVENILE JUSTICE AND MENTAL	87,736	(2,156)	85,580	84,895	-	685
16803 JUSTICE ASSISTANCE GRANT	705,950	115,000	820,950	354,308	-	466,642
16812 SECOND CHANCE ACT PRISONER REENTRY INITIATIVE	-	176,000	176,000	172,918	-	3,082
84013 TITLE I PROGRAM- NEGLECTED AND DELINQUENT CHILDREN	158,264	860,849	1,019,113	890,384	-	128,729
84027 SPECIAL EDUCATION - STATE GRANTS	84,269	249,491	333,760	259,663	-	74,097
84048 VOCATIONAL EDUCATION - BASIC GRANTS TO STATES	65,231	75,000	140,231	98,175	-	42,056
84186 SAFE AND DRUG-FREE SCHOOLS - STATE GRANT	300	1,090	1,390	1,390	-	-
84331 GRANTS - INCARCERATED YOUTHFUL OFFENDERS	19,787	199,919	219,706	209,579	-	10,127
84367 TITLE II, PART A, TEACHER/PRINCIPAL TRAINING/RECRUIT	25,145	135,897	161,042	99,445	-	61,597
84391 SPECIAL EDUCATION GRANTS TO STATES	49,561	51,861	101,422	53,171	-	48,251
93242 MENTAL HEALTH RESEARCH GRANTS	2,840	-	2,840	2,840	-	-
93243 SUBSTANCE ABUSE/MENTAL HEALTH SERVICE PROJ	-	25,000	25,000	14,265	-	10,735
93701 TRANS-NIH RECOVERY ACT RESEARCH SUPPORT	-	21,347	21,347	15,586	-	5,761
AGENCY TOTAL	3,161,967	3,604,679	6,766,646	4,023,291	-	2,743,355
DEPARTMENT OF CHILDREN AND FAMILIES						
16523 JUVENILE ACCOUNTABILITY INCENTIVE	-	74,889	74,889	74,889	-	-
84013 TITLE I PROGRAM -NEGLECTED AND DELINQUENT CHILDREN	-	174,140	174,140	46,595	-	127,545
84027 SPECIAL EDUCATION - STATE GRANTS	35,994	331,782	367,776	329,408	-	38,368
84048 VOCATIONAL EDUCATION - BASIC GRANTS TO STATES	7	10,000	10,007	9,963	-	44
84367 TITLE II, PART A, TEACHER & PRINCIPAL TRAINING/RECRUIT	13,710	13,267	26,977	13,689	-	13,288
84391 SPECIAL EDUCATION GRANTS TO STATES	41,921	-	41,921	41,671	-	250
93104 CMHS CHILD MENTAL HEALTH SERVICE INITIATIVE	379,891	1,000,000	1,379,891	1,126,171	-	253,720
93110 MATERNAL AND CHILD HEALTH	10,000	10,000	20,000	20,000	-	-
93243 SUBSTANCE ABUSE/MENTAL HEALTH SERVICES REGIONAL	147,900	542,112	690,012	502,510	-	187,502
93505 AFFORDABLE CARE ACT (ACA) - MATERNAL, INFANT	-	10,000	10,000	10,000	-	-
93556 PROMOTING SAFE AND STABLE FAMILIES	1,303,197	2,162,405	3,465,602	1,592,166	-	1,873,436
93599 CHAFFEE EDUCATION & TRAINING VOUCHERS PROGRAM	773,402	505,239	1,278,641	504,865	-	773,776

SCHEDULE C-7

	CONTINUED		TOTAL		APPROPRIATIONS	
	AND INITIAL APPROPRIATIONS	ADJUSTMENTS	APPROPRIATIONS	EXPENDITURES	LAPSED	CONTINUED
93603 ADOPTIVE INCENTIVE PAYMENTS	327,374	588,000	915,374	89,903	-	825,471
93643 CHILDREN'S JUSTICE GRANTS TO STATE	191,070	210,095	401,165	250,573	-	150,592
93645 CHILD WELFARE SERVICES - STATE GRANTS	1,225,582	2,253,785	3,479,367	2,025,760	-	1,453,607
93667 SOCIAL SERVICES BLOCK GRANT	-	3,209,613	3,209,613	3,209,613	-	-
93669 CHILD ABUSE AND NEGLECT STATE GRANTS	357,308	302,975	660,283	374,565	-	285,718
93674 INDEPENDENT LIVING	1,852,218	1,535,621	3,387,839	1,638,360	-	1,749,479
93958 COMMUNITY MENTAL HEALTH SERVICES BLOCK GRANT	197,958	1,308,030	1,505,988	1,132,903	-	373,085
AGENCY TOTAL	6,857,532	14,241,953	21,099,485	12,993,604	-	8,105,881
JUDICIAL DEPARTMENT						
16523 JUVENILE ACCOUNTABILITY INCENTIVE	7,120	46,315	53,435	53,435	-	-
16544 GANG FREE SCHOOLS AND COMMUNITIES	80,000	(80,000)	-	-	-	-
16554 NATIONAL CRIMINAL HISTORY IMPROVEMENT PROGRAM	79,607	292,654	372,261	292,195	-	80,066
16575 CRIME VICTIM ASSISTANCE	7,355,742	4,850,516	12,206,258	4,844,851	-	7,361,407
16576 CRIME VICTIM COMPENSATION	375,537	1,567,000	1,942,537	673,861	-	1,268,676
16588 VIOLENCE AGAINST WOMEN FORMULA GRANTS	152,482	363,625	516,107	378,610	-	137,497
16738 EDWARD BYRNE MEMORIAL JUSTICE ASSISTANCE	214,115	362,000	576,115	576,115	-	-
16740 STATEWIDE AUTOMATED VICTIM INFORMATION	160,000	-	160,000	60,000	-	100,000
16801 STATE VICTIM ASSISTANCE FORMULA GRANT	229,455	-	229,455	148,151	-	81,304
16803 JUSTICE ASSISTANCE GRANT	17,500	311,999	329,499	104,558	-	224,941
93586 STATE COURT IMPROVEMENT PROGRAM	616,150	895,633	1,511,783	556,729	-	955,054
93597 GRANTS FOR ACCESS & VISITATION PROGRAMS	32,943	89,393	122,336	76,510	-	45,826
93714 EMERGENCY CONTINGENCY FUND FOR TEMP	-	1,000,000	1,000,000	605,610	-	394,390
99125 OTHER FEDERAL ASSISTANCE	68	-	68	68	-	-
AGENCY TOTAL	9,320,719	9,699,135	19,019,854	8,370,693	-	10,649,161
PUBLIC DEFENDER SERVICES COMMISSION						
16523 JUVENILE ACCOUNTABILITY INCENTIVE	1,230	91,363	92,593	88,719	-	3,874
16579 BYRNE FORMULA GRANT PROGRAM	26	-	26	-	-	26
16738 EDWARD YRNE MEMORIAL JUSTICE ASSISTANCE	-	25,000	25,000	24,100	-	900
16741 FORENSIC DNA BACKLOG REDUCTION PROGRAM	435,728	-	435,728	354,689	-	81,039
AGENCY TOTAL	436,984	116,363	553,347	467,508	-	85,839
EMERGENCY AND HOMELAND SECURITY						
11555 PUBLIC SAFETY AND INTEROPERABLE COMMUNICATION	6,085,073	-	6,085,073	328,182	-	5,756,891
97001 INTEROPERABLE EMERGENCY COMMUNICATIONS	920,149	-	920,149	313,435	-	606,714
97008 URBAN AREAS SECURITY INITIATIVE	263,973	75,000	338,973	150,000	-	188,973
97036 DEPARTMENT OF HOMELAND SECURITY	40,007,615	13,131,548	53,139,163	11,116,804	-	42,022,359
97039 HAZARD MITIGATION GRANT	335,738	-	335,738	29,000	-	306,738
97042 EMERGENCY MANAGEMENT PERFORMANCE GRANTS	3,403,216	4,718,749	8,121,965	3,439,694	-	4,682,271
97052 EMERGENCY OPERATIONS CENTERS	-	1,840,626	1,840,626	489,796	-	1,350,830
97055 INTEROPERABLE EMERGENCY COMMUNICATIONS	-	525,500	525,500	-	-	525,500
97056 PORT SECURITY GRANT AWARD	8,562,838	-	8,562,838	546,198	-	8,016,640
97067 HOMELAND SECURITY GRANT PROGRAM	38,350,602	14,974,672	53,325,274	12,073,080	-	41,252,194
97075 RAIL AND TRANSIT SECURITY GRANT PROGRAM	43	1,193,769	1,193,812	1,193,812	-	-
97078 BUFFER ZONE PROTECTION PLAN	760,382	400,001	1,160,383	75,173	-	1,085,210
97110 SEVERE LOSS REPETITIVE PROGRAM	2,935,882	1,391,827	4,327,709	1,518,239	-	2,809,470
AGENCY TOTAL	101,625,511	38,251,692	139,877,203	31,273,413	-	108,603,790
TOTALS	1,106,227,277	1,464,161,313	2,573,619,773	1,661,505,851	-	912,113,922
LESS INTERAGENCY TRANSFERS	-	(67,838,771)	(67,838,771)	(67,838,771)	-	-
TOTAL FEDERAL GRANTS	1,106,227,277	1,399,553,725	2,505,781,002	1,593,667,080	-	912,113,922
TOTAL FEDERAL AND OTHER GRANTS	\$ 1,638,967,634	\$ 1,822,978,443	\$ 3,484,385,567	\$ 2,111,206,585	\$ -	\$ 1,373,178,982

**TRANSPORTATION GRANTS AND RESTRICTED ACCOUNTS FUND
STATEMENT OF APPROPRIATIONS AND EXPENDITURES
FISCAL YEAR ENDED JUNE 30, 2011**

	CONTINUED		APPROPRIATION	TOTAL		APPROPRIATIONS	
	APPROPRIATIONS	ADJUSTMENTS	ADJUSTMENTS	APPROPRIATIONS	EXPENDITURES	LAPSED	CONTINUED
OTHER GRANTS AND RESTRICTED ACCOUNTS							
OFFICE OF THE STATE TREASURER							
35266 COST OF ISSUANCE STO BOND 2003A	\$ 117,168	\$ 456,097	\$ 573,265	\$ 515,345	\$ -	\$ 57,920	
AGENCY TOTAL	117,168	456,097	573,265	515,345	-	57,920	
DEPARTMENT OF MOTOR VEHICLES							
30498 TEEN DRIVING GRANT	2,764	-	2,764	22	-	2,742	
90279 MARINE VESSEL ACCOUNT	-	392,050	392,050	392,050	-	-	
AGENCY TOTAL	2,764	-	394,814	392,072	-	2,742	
DEPARTMENT OF TRANSPORTATION							
30040 PIGGYBACK SERVICE DEVELOPMENT	6,782	-	6,782	-	-	6,782	
30054 PUBLIC BUS TRANSPORTATION - LOCAL SUBSIDY	1,715	-	1,715	-	-	1,715	
30069 EMPLOYEE HEALTH & FITNESS CENTER	28,033	14,304	42,337	3,229	-	39,108	
30127 ENFORCEMENT GRANT	53,246	-	53,246	-	-	53,246	
30186 MOTORCYCLE RIDER EDUCATION PROGRAM	762,643	207,784	970,427	221,897	-	748,530	
30233 BRADLEY IMPROVEMENT FUND GRANT	(33,719)	1,019,074	985,355	909,624	-	75,731	
30236 BRADLEY AIR 2001 CONSTRUCTION PROJECT ACCT	(55,443)	289,804	234,361	321,766	-	(87,405)	
30257 BRADLEY AIRPORT IMPROVEMENT FUND	166,064	5,771	171,835	171,835	-	-	
30263 NON-STATE FUNDS FOR SEMINARS BY AGENCY	10,800	-	10,800	-	-	10,800	
30269 AMTRAK PASS-THRU FUNDS-NE CORRIDOR	35,950,800	(2)	35,950,798	992	-	35,949,806	
30290 SECURITY FENCE - GATE KEYS	8,780	-	8,780	-	-	8,780	
30361 CITIES/TOWNS - DEMAND DEPOSITS (DD-MUNI)	24,215,908	1,222,486	25,438,394	6,987,816	-	18,450,578	
30436 CLAIM SETTLEMENTS	5,084,431	-	5,084,431	75,692	-	5,008,739	
30533 EXXON MOBIL OIL REMEDIATION	-	17,000,000	17,000,000	-	-	17,000,000	
34903 NYS HOMELAND SECURITY GRANTS	3,651,638	-	3,651,638	608,876	-	3,042,762	
35304 TSB PROJECTS ACCOUNT	88,795,939	15,300,000	104,095,939	15,188,134	-	88,907,805	
35309 TAX ADVANTAGED LEASE PROCEEDS	2,507,368	(1)	2,507,367	347,201	-	2,160,166	
35326 OS/OW PERMIT TRANSMITTAL FEES	212,121	128,004	340,125	202,476	-	137,649	
35345 MOTORIST ASSISTANCE SERVICES	106,554	-	106,554	18,874	-	87,680	
90138 CONSTRUCT DARIEN WELCOME CENTER	37,236	-	37,236	-	-	37,236	
90176 ACCESS ROAD-UCONN TECHNICAL PARK	59,322	-	59,322	-	-	59,322	
90179 PHASE II ACCESS ROAD UCONN TECH PARK	11,434	-	11,434	-	-	11,434	
90488 S. HARTFORD STAR SHUTTLE EXT. DEMO	56,197	-	56,197	-	-	56,197	
AGENCY TOTAL	161,637,849	35,187,224	196,825,073	25,058,412	-	171,766,661	
TOTAL OTHER GRANTS	161,757,781	35,643,321	197,793,152	25,965,829	-	171,827,323	
FEDERAL GRANTS							
DEPARTMENT OF TRANSPORTATION							
16576 CRIME VICTIM COMPENSATION	2,936,958	(2,936,958)	-	-	-	-	
20106 AIRPORT IMPROVEMENT PROGRAM	14,281,184	13,845,746	28,126,930	16,281,766	-	11,845,164	
20205 HIGHWAY PLANNING AND CONSTRUCTION	1,986,964,818	389,623,505	2,376,588,323	526,564,664	-	1,850,023,659	
20215 HIGHWAY TRAINING AND EDUCATION	319,502	58,698	378,200	166,754	-	211,446	
20301 RAILROAD SAFETY	56,473	-	56,473	-	-	56,473	
20308 LOCAL RAIL FREIGHT ASSISTANCE	375,399	-	375,399	-	-	375,399	
20500 FEDERAL TRANSIT CAPITAL INVESTMENT GRANTS	125,287,953	75,623,418	200,911,371	100,180,682	-	100,730,689	
20505 FEDERAL TRANSIT - METROPOLITAN PLANNING	2,904	-	2,904	(907)	-	3,811	
20507 FEDERAL TRANSIT - FORMULA GRANTS	164,764,929	56,069,079	220,834,008	86,044,392	-	134,789,616	
20509 FORMULA GRANTS FOR NON URBANIZED AREAS	8,199,415	2,793,581	10,992,996	2,429,006	-	8,563,990	
20513 CAPITAL ASSISTANCE PRG ELDERLY & DISABLED	1,932,526	1,645,693	3,578,219	1,346,247	-	2,231,972	
20514 TRANSIT PLANNING AND RESEARCH	78,069	-	78,069	1,891	-	76,178	
20516 JOB ACCESS - REVERSE COMMUTE	652,134	2,783,876	3,436,010	1,506,184	-	1,929,826	
20521 NEW FREEDOM PROGRAM	919,998	2,190,549	3,110,547	326,880	-	2,783,667	
20523 CAP ASSIST PROG FOR REDUCING ENERGY CONSUM	2,412,158	4,587,842	7,000,000	-	-	7,000,000	
20600 STATE AND COMMUNITY HIGHWAY SAFETY	5,188,982	(1,624,568)	3,564,414	2,362,538	-	1,201,876	
20601 ALCOHOL TRAFFIC SAFETY AND DRUNK DRIVING	1,629,253	1,217,610	2,846,863	1,496,640	-	1,350,223	
20602 OCCUPANT PROTECTION	330,199	296,531	626,730	484,206	-	142,524	
20605 DUI ENFORCEMENT SUPPORT PROJECT	5,355,311	(5,355,311)	-	-	-	-	
20607 ALCOHOL OPEN CONTAINER REQUIREMENTS	9,568,563	7,937,548	17,506,111	5,356,631	-	12,149,480	
20608 MINIMUM PENALTIES FOR REPEAT OFFENDERS	11,686	-	11,686	11,686	-	-	
20609 SAFETY BELT PERFORMANCE GRANTS	531,472	-	531,472	319,131	-	212,341	
20610 STATE TRAFFIC SAFETY INFORMATION SYSTEM	666,348	500,000	1,166,348	791,103	-	375,245	
20611 INCENTIVE GRANT TO PROHIBIT RACIAL PROFILING	1,181,965	-	1,181,965	-	-	1,181,965	
20612 INCENT GRANT TO INCREASE MOTORCYCLE SAFETY	175,463	100,001	275,464	243,396	-	32,068	
20614 NATIONAL HIGHWAY TRANSPORTATION SAFETY A	200,000	125,163	325,163	296,654	-	28,509	
66040 STATE CLEAN DIESEL GRANT PROGRAM	229,865	95,135	325,000	41,740	-	283,260	
83516 DISASTER ASSISTANCE	21,000	-	21,000	-	-	21,000	
97056 PORT SECURITY GRANT AWARD	814,469	-	814,469	651,876	-	162,593	
97075 RAIL AND TRANSIT SECURITY GRANT PROGRAM	-	4,575,000	4,575,000	932,212	-	3,642,788	
97118 ADVANCED SURVEILLANCE PROGRAM (ASP)	-	2,870,000	2,870,000	1,944,228	-	925,772	
99122 URBAN MASS TRANSPORTATION	5,714	-	5,714	-	-	5,714	
TOTAL FEDERAL GRANTS	2,335,094,710	557,022,138	2,892,116,848	749,779,600	-	2,142,337,248	
TOTAL FEDERAL AND OTHER GRANTS	\$ 2,496,852,491	\$ 592,665,459	\$ 3,089,910,000	\$ 775,745,429	\$ -	\$ 2,314,164,571	

DEBT SERVICE FUNDS

Statements:

EXHIBIT D Balance Sheet

SCHEDULE D-1 Statement of Cash Receipts and Disbursements

Comments:

Debt service funds are established by the General Assembly to accumulate resources to pay bond principal and interest. Examples are the self-liquidating projects of educational institutions, highways and bridges, and similar projects.

**DEBT SERVICE FUNDS
BALANCE SHEET
JUNE 30, 2011**

	14001 UNIVERSITY BOND LIQUIDATION	14002 STATE UNIVERSITY DORMITORY
Assets		
Cash and Short Term Investments	\$ 1,899,628	\$ 58,108,262
Cash and Investments with Trustee	-	-
Total Assets	<u>\$ 1,899,628</u>	<u>\$ 58,108,262</u>
Liabilities, Reserves, and Fund Balances		
Fund Balances	\$ 1,899,628	\$ 58,108,262
Total Liabilities, Reserves and Fund Balances	<u>\$ 1,899,628</u>	<u>\$ 58,108,262</u>

**DEBT SERVICE FUNDS
STATEMENT OF CASH RECEIPTS AND DISBURSEMENTS
FISCAL YEAR ENDED JUNE 30, 2011**

	14001 UNIVERSITY BOND LIQUIDATION	14002 STATE UNIVERSITY DORMITORY
Cash and Short Term Investments, July 1, 2010	\$ 1,893,810	\$ 52,019,065
Receipts and Transfers:		
Other Receipts	5,818	77,487
Other Interfund Transfers	1,033,895	33,948,689
Totals	<u>2,933,523</u>	<u>86,045,241</u>
Disbursements:		
Current Expenses, Fixed Charges, and Capital Outlay	<u>1,033,895</u>	<u>27,936,979</u>
Cash and Short Term Investments, June 30, 2011	<u>\$ 1,899,628</u>	<u>\$ 58,108,262</u>

EXHIBIT D

14005 TRANSPORTATION SPECIAL TAX OBLIGATION	TOTAL
\$ -	\$ 60,007,890
<u>708,645,368</u>	<u>708,645,368</u>
<u>\$ 708,645,368</u>	<u>\$ 768,653,258</u>
<u>\$ 708,645,368</u>	<u>\$ 768,653,258</u>
<u>\$ 708,645,368</u>	<u>\$ 768,653,258</u>

SCHEDULE D-1

14005 TRANSPORTATION SPECIAL TAX OBLIGATION	TOTAL
\$ -	\$ 53,912,875
424,251,936	424,335,241
<u>-</u>	<u>34,982,584</u>
<u>424,251,936</u>	<u>513,230,700</u>
<u>424,251,936</u>	<u>453,222,810</u>
<u>\$ -</u>	<u>\$ 60,007,890</u>

CAPITAL PROJECTS FUNDS

Statements:

EXHIBIT E	Balance Sheet
EXHIBIT E-a	Combining Balance Sheet
SCHEDULE E-1	Statement of Cash Receipts and Disbursements
SCHEDULE E-1a	Combining Statement of Cash Receipts and Disbursements
SCHEDULE E-2	Bonds Outstanding
SCHEDULE E-3	Changes in Bonds Outstanding
SCHEDULE E-4	Bonds Outstanding by Years of Maturity
SCHEDULE E-5	Bond Commission Allocations Available

Comments:

Capital projects funds are established to account for grants and for bond issue proceeds in accordance with acts passed by the General Assembly which specify the purpose of the issues and limit the amount to be spent. Actual bond retirement is made through the General Fund or the various debt service funds. Bond proceeds which are not required immediately are invested for additional revenue. Funds required before bond issue date are obtained by sale of short term notes.

**CAPITAL PROJECTS FUNDS
BALANCE SHEET
JUNE 30, 2011**

ASSETS

	CASH AND SHORT TERM INVESTMENTS	TOTAL ASSETS
13001 Rental Housing	\$ -	\$ -
13007 Elimination of Water Pollution	2,022,471	2,022,471
13009 School Construction	(6,676,892)	(6,676,892)
13010 School Construction	146,351,703	146,351,703
13011 Specific Highway Purposes	(529,991)	(529,991)
13012 Mass Transportation	(188,399)	(188,399)
13015 Agricultural Land Preservation	19,895,832	19,895,832
13019 Community Conservation and Development	46,578,209	46,578,209
13033 Infrastructure Improvement	427,179,889	427,179,889
13042 University and State University Facilities	1,480,554	1,480,554
13044 Public Works Capital Projects Revolving	(4,988,893)	(4,988,893)
13048 CSUS 2020	57,359,638	57,359,638
Various Capital Improvements & Other Purposes (See Exhibit E-a)	185,140,545	185,140,545
	<u>\$ 873,624,666</u>	<u>\$ 873,624,666</u>

FUND BALANCES

APPROPRIATIONS CONTINUED	FUND BALANCES	TOTAL FUND BALANCES
\$ 11,342,122	\$ (11,342,122)	\$ -
3,032,695	(1,010,224)	2,022,471
3,623,108	(10,300,000)	(6,676,892)
465,152,779	(318,801,076)	146,351,703
912,745	(1,442,736)	(529,991)
2,044,249	(2,232,648)	(188,399)
35,648,229	(15,752,397)	19,895,832
164,817,357	(118,239,148)	46,578,209
3,481,114,408	(3,053,934,519)	427,179,889
1,901,204	(420,650)	1,480,554
(5,092,864)	103,971	(4,988,893)
155,079,638	(97,720,000)	57,359,638
923,083,013	(737,942,468)	185,140,545
<u>\$ 5,242,658,683</u>	<u>\$ (4,369,034,017)</u>	<u>\$ 873,624,666</u>

CAPITAL PROJECT FUNDS - COMBINING BALANCE SHEET
CAPITAL IMPROVEMENTS AND OTHER PURPOSES
JUNE 30, 2011

ASSETS

	CASH AND SHORT TERM INVESTMENTS	TOTAL ASSETS
17001 Fiscal Year 2000	\$ 4,409,418	\$ 4,409,418
17011 Fiscal Year 2001	10,638,929	10,638,929
17021 Fiscal Year 2002	26,394,110	26,394,110
17041 Fiscal Year 2004	18,883,982	18,883,982
17051 Fiscal Year 2006	7,307,670	7,307,670
17061 Fiscal Year 2007	38,525,735	38,525,735
17071 Fiscal Year 2008	31,628,748	31,628,748
17081 Fiscal Year 2009	26,002,487	26,002,487
17091 Fiscal Year 2009	27,784	27,784
17101 Fiscal Year 2010	2,730,299	2,730,299
17111 Fiscal Year 2010	-	-
17761 Fiscal Year 1976	(241,158)	(241,158)
17831 Fiscal Year 1983	3,038,249	3,038,249
17851 Fiscal Year 1985	2,624,167	2,624,167
17861 Fiscal Year 1986	8,088,729	8,088,729
17871 Fiscal Year 1987	65,889	65,889
17891 Fiscal Year 1989	885,395	885,395
17901 Fiscal Year 1990	1,128,495	1,128,495
17911 Fiscal Year 1991	27,147	27,147
17921 Fiscal Year 1992	1,552,206	1,552,206
17931 Fiscal Year 1993 and 1994	(4,787,182)	(4,787,182)
17951 Fiscal Year 1995	2,261,619	2,261,619
17961 Fiscal Year 1996	2,004,949	2,004,949
17971 Fiscal Year 1997	316,671	316,671
17981 Fiscal Year 1998	(567,123)	(567,123)
17991 Fiscal Year 1999	2,193,330	2,193,330
	<u>\$ 185,140,545</u>	<u>\$ 185,140,545</u>

FUND BALANCES

APPROPRIATIONS CONTINUED	FUND BALANCES	TOTAL FUND BALANCES
\$ 19,086,762	\$ (14,677,344)	\$ 4,409,418
53,534,630	(42,895,701)	10,638,929
40,319,431	(13,925,321)	26,394,110
49,067,391	(30,183,409)	18,883,982
16,998,786	(9,691,116)	7,307,670
99,909,004	(61,383,269)	38,525,735
208,381,873	(176,753,125)	31,628,748
213,497,114	(187,494,627)	26,002,487
27,784	-	27,784
23,086,615	(20,356,316)	2,730,299
79,628,578	(79,628,578)	-
141,556	(382,714)	(241,158)
4,512,381	(1,474,132)	3,038,249
5,974,583	(3,350,416)	2,624,167
8,588,797	(500,068)	8,088,729
12,060,518	(11,994,629)	65,889
3,464,798	(2,579,403)	885,395
6,801,644	(5,673,149)	1,128,495
3,329,185	(3,302,038)	27,147
3,305,206	(1,753,000)	1,552,206
7,730,882	(12,518,064)	(4,787,182)
2,901,427	(639,808)	2,261,619
5,462,905	(3,457,956)	2,004,949
4,268,845	(3,952,174)	316,671
3,009,897	(3,577,020)	(567,123)
47,992,421	(45,799,091)	2,193,330
<u>\$ 923,083,013</u>	<u>\$ (737,942,468)</u>	<u>\$ 185,140,545</u>

**CAPITAL PROJECT FUNDS
STATEMENT OF CASH RECEIPTS AND DISBURSEMENTS
FISCAL YEAR ENDED JUNE 30, 2011**

	RECEIPTS AND	
	CASH AND	
	SHORT TERM	
	INVESTMENTS	OTHER
	JULY 1, 2010	RECEIPTS
13007 Elimination of Water Pollution	\$ 2,022,471	\$ -
13008 Specific Highway Purposes	2,199,543	(2,199,543)
13009 School Construction	2,573,088	-
13010 School Construction	178,059,376	-
13011 Specific Highway Purposes	(529,991)	-
13012 Mass Transportation	(188,399)	-
13013 Transportation Facilities	56,868	(56,868)
13015 Agricultural Land Preservation	23,738,209	-
13019 Community Conservation and Development	65,588,781	67,530
13021 University and State University Facilities	13,499	(13,499)
13022 Transportation Improvement	11,731	(11,731)
13030 Transportation Improvement	26,601	(26,601)
13033 Infrastructure Improvement	186,370,582	(9,513,979)
13036 University and State University Facilities	27,948	(27,948)
13037 University and State University Facilities	139,914	(139,914)
13042 University and State University Facilities	1,487,415	-
13044 Public Works Capital Projects Revolving	(5,577,886)	80,021
13048 CSUS 2020	77,729,433	-
Various Capital Improvements & Other Purposes (Note 1)	<u>290,154,602</u>	<u>(6,921,887)</u>
Totals	<u>\$ 823,903,785</u>	<u>\$ (18,764,419)</u>

Note 1: See Schedule E-1a for detail

SCHEDULE E-1

TRANSFERS			DISBURSEMENTS		
SALE OF BONDS	INTERFUND TRANSFERS	TOTALS	PROJECT EXPENSES AND CAPITAL OUTLAY	CASH AND SHORT TERM INVESTMENTS JUNE 30, 2011	
\$ -	\$ -	\$ 2,022,471	\$ -	\$ 2,022,471	
-	-	-	-	-	
-	-	2,573,088	9,249,980	(6,676,892)	
330,000,000	-	508,059,376	361,707,673	146,351,703	
-	-	(529,991)	-	(529,991)	
-	-	(188,399)	-	(188,399)	
-	-	-	-	-	
-	-	23,738,209	3,842,377	19,895,832	
-	-	65,656,311	19,078,102	46,578,209	
-	-	-	-	-	
-	-	-	-	-	
-	-	-	-	-	
627,738,062	-	804,594,665	377,414,776	427,179,889	
-	-	-	-	-	
-	-	-	-	-	
-	-	1,487,415	6,861	1,480,554	
-	-	(5,497,865)	(508,972)	(4,988,893)	
-	-	77,729,433	20,369,795	57,359,638	
95,615,000	-	378,847,715	193,707,170	185,140,545	
<u>\$ 1,053,353,062</u>	<u>\$ -</u>	<u>\$ 1,858,492,428</u>	<u>\$ 984,867,762</u>	<u>\$ 873,624,666</u>	

CAPITAL PROJECT FUNDS
COMBINING STATEMENT OF CASH RECEIPTS AND DISBURSEMENTS
CAPITAL IMPROVEMENTS AND OTHER PURPOSES
FISCAL YEAR ENDED JUNE 30, 2011

RECEIPTS AND

		CASH AND SHORT TERM INVESTMENTS JULY 1, 2010	SALE OF BONDS	OTHER RECEIPTS
17001	Fiscal Year 2000	\$ 6,416,584	\$ -	\$ -
17011	Fiscal Year 2001	(821,064)	40,000,000	-
17021	Fiscal Year 2002	33,538,991	-	-
17041	Fiscal Year 2004	18,637,160	30,000,000	-
17051	Fiscal Year 2005	11,310,892	-	-
17061	Fiscal Year 2007	67,211,680	-	-
17071	Fiscal Year 2008	81,238,321	18,905,000	-
17081	Fiscal Year 2009	44,005,142	-	-
17086	Fiscal Year 1969	46,393	-	(46,393)
17091	Fiscal Year 2009	40,321	-	-
17101	Fiscal Year 2010	(24,670)	4,710,000	-
17731	Fiscal Year 1973	92,034	-	(92,034)
17761	Fiscal Year 1976	(241,158)	-	-
17771	Fiscal Year 1977	1,896,205	-	(1,896,205)
17801	Fiscal Year 1980	2,627,878	-	(2,627,878)
17831	Fiscal Year 1983	3,038,249	-	-
17841	Fiscal Year 1984	2,288,933	-	(2,288,933)
17851	Fiscal Year 1985	2,624,167	-	-
17861	Fiscal Year 1986	8,095,689	-	-
17871	Fiscal Year 1987	126,657	-	-
17891	Fiscal Year 1989	314,808	2,000,000	-
17901	Fiscal Year 1990	1,141,088	-	-
17911	Fiscal Year 1991	105,489	-	-
17921	Fiscal Year 1992	1,630,439	-	-
17931	Fiscal Year 1993/1994	(4,209,523)	-	-
17951	Fiscal Year 1995	2,765,714	-	-
17961	Fiscal Year 1996	2,757,697	-	-
17971	Fiscal Year 1997	1,062,213	-	-
17981	Fiscal Year 1998	(455,740)	-	21,945
17991	Fiscal Year 1999	2,894,013	-	7,611
	Totals	<u>\$ 290,154,602</u>	<u>\$ 95,615,000</u>	<u>\$ (6,921,887)</u>

TRANSFERS	DISBURSEMENTS		
INTERFUND TRANSFERS	TOTALS	PROJECT EXPENSES AND CAPITAL OUTLAY	CASH AND SHORT TERM INVESTMENTS JUNE 30, 2011
\$	-	\$	\$
	6,416,584	2,007,166	4,409,418
-	39,178,936	28,540,007	10,638,929
-	33,538,991	7,144,881	26,394,110
-	48,637,160	29,753,178	18,883,982
-	11,310,892	4,003,222	7,307,670
-	67,211,680	28,685,945	38,525,735
-	100,143,321	68,514,573	31,628,748
-	44,005,142	18,002,655	26,002,487
-	-	-	-
-	40,321	12,537	27,784
-	4,685,330	1,955,031	2,730,299
-	-	-	-
-	(241,158)	-	(241,158)
-	-	-	-
-	-	-	-
-	3,038,249	-	3,038,249
-	-	-	-
-	2,624,167	-	2,624,167
-	8,095,689	6,960	8,088,729
-	126,657	60,768	65,889
-	2,314,808	1,429,413	885,395
-	1,141,088	12,593	1,128,495
-	105,489	78,342	27,147
-	1,630,439	78,233	1,552,206
-	(4,209,523)	577,659	(4,787,182)
-	2,765,714	504,095	2,261,619
-	2,757,697	752,748	2,004,949
-	1,062,213	745,542	316,671
-	(433,795)	133,328	(567,123)
-	2,901,624	708,294	2,193,330
-	<u>378,847,715</u>	<u>193,707,170</u>	<u>185,140,545</u>
\$	-	\$	\$

BONDS OUTSTANDING

June 30, 2011

(In Thousands)

	ISSUE AND MATURITY DATES	INTEREST %	ISSUED	OUTSTANDING
Bonds Redeemable from General and Transportation Fund Revenue				
Capital Improvements and Other Purposes				
Fund 17001 Series B	2002-13	4.050-4.200	\$ 14,129	\$ 12,250
Fund 17001 Series C	2003-18	4.100-4.200	150	150
Fund 17001 Series D	2003-18	4.200	6,639	2,335
Fund 17001 Series F	2003-20	4.350	4	4
Fund 17001 Series I	2005-13	5.000	410	410
Fund 17001 Series B	2007-15	3.500	2,399	2,399
Fund 17001 Series H	2007-15	3.500	1,200	1,200
Fund 17001 Series D	2007-18	4.000-5.000	18,398	18,398
Fund 17001 Series J	2007-18	5.000	4	4
Fund 17001 Series C	2008-12	4.000-5.000	15,040	15,040
Fund 17001 Series I	2008-11	4.500-5.000	1,863	1,863
Fund 17001 Series E	2008-14	3.900-5.000	22,597	22,597
Fund 17011 Series A	2002-13	3.625-5.250	80,000	42,515
Fund 17011 Series C	2003-13	3.250-5.000	32,970	21,960
Fund 17011 Series A	2003-13	3.625-5.000	4,500	4,500
Fund 17011 Series B	2003-20	3.400-5.000	128,538	13,041
Fund 17011 Series A	2004-17	3.500-5.000	33,876	19,356
Fund 17011 Series D	2004-18	4.500	7,386	2,000
Fund 17011 Series B	2005-14	5.000	4,711	4,711
Fund 17011 Series F	2005-14	5.000	562	562
Fund 17011 Series E	2005-14	5.000	10,289	816
Fund 17011 Series B	2006-11	5.000	126	126
Fund 17011 Series E	2006-11	5.000	275	275
Fund 17011 Series G	2006-11	5.000	409	409
Fund 17011 Series I	2006-11	5.000	16,190	16,190
Fund 17011 Series C	2006-12	4.750	3,685	3,685
Fund 17011 Series A	2006-12	4.000-5.000	3,643	3,643
Fund 17011 Series D	2006-12	4.000	357	357
Fund 17011 Series B	2007-15	3.500	780	780
Fund 17011 Series J	2007-15	3.500	2,012	2,012
Fund 17011 Series F	2007-18	5.000	6,208	6,208
Fund 17011 Series H	2007-18	5.000	1	1
Fund 17011 Series G	2008-15	4.100-5.000	20,000	20,000
Fund 17011 Series D	2010-30	5.090	17,795	17,795
Fund 17011 Series C	2010-30	5.305	22,205	22,205
Fund 17021 Series B	2003-16	3.625-5.000	26,000	14,915
Fund 17021 Series A	2003-15	3.625-5.250	16,500	16,455
Fund 17021 Series A	2003-23	4.250-5.000	64,843	26,775
Fund 17021 Series E	2004-11	5.000	98	98
Fund 17021 Series A	2004-12	3.125-5.000	42,952	41,652
Fund 17021 Series C	2004-12	5.000	110	110
Fund 17021 Series F	2004-12	5.000	142	142
Fund 17021 Series A	2004-18	3.800-5.000	9,179	9,179
Fund 17021 Series D	2004-19	3.900-4.500	10,105	10,105
Fund 17021 Series A	2005-11	5.000	6,000	6,000
Fund 17021 Series D	2005-11	5.000	7,000	3,282
Fund 17021 Series A	2005-14	5.000	14,549	9,549
Fund 17021 Series B	2005-15	5.000	12,451	12,451
Fund 17021 Series B	2005-15	5.000	29,355	29,355

SCHEDULE E-2

	ISSUE AND MATURITY DATES	INTEREST %	ISSUED	OUTSTANDING
Fund 17021 Series C	2005-17	4.000-5.000	24,650	24,650
Fund 17021 Series C	2006-13	3.750-5.000	8,952	8,952
Fund 17021 Series D	2006-13	5.000	48	48
Fund 17021 Series F	2006-13	5.000	5,000	5,000
Fund 17021 Series E	2007-20	3.500-5.000	15,146	15,146
Fund 17021 Series G	2007-19	3.500-5.000	4,100	4,100
Fund 17021 Series B	2007-16	5.000	1,000	1,000
Fund 17021 Series C	2007-19	4.000-5.000	3,107	2,107
Fund 17021 Series D	2007-19	4.000-5.000	6,119	6,119
Fund 17021 Series A	2007-22	4.000-5.000	29,288	29,288
Fund 17021 Series B	2008-16	4.100-5.250	20,000	20,000
Fund 17021 Series F	2009-17	2.000-5.000	18,654	1,324
Fund 17021 Series H	2009-12	2.000	2,082	2,082
Fund 17021 Series D	2009-16	5.000	1,000	1,000
Fund 17021 Series E	2009-17	4.000-5.000	6,563	6,563
Fund 17021 Series C	2009-17	5.000	7,101	7,101
Fund 17041 Series A	2005-15	5.000	30,900	8,753
Fund 17041 Series B	2005-18	4.375-5.000	9,998	9,998
Fund 17041 Series C	2006-12	3.500-5.000	15,000	15,000
Fund 17041 Series B	2006-12	5.000	773	773
Fund 17041 Series C	2006-13	4.250-5.000	7,721	7,721
Fund 17041 Series D	2006-12	5.000	1,507	1,507
Fund 17041 Series A	2006-14	3.850-5.000	8,227	8,227
Fund 17041 Series C	2006-14	5.000	1,901	1,901
Fund 17041 Series D	2007-24	4.000-5.000	53,265	52,265
Fund 17041 Series E	2007-22	5.000	2,735	1,735
Fund 17041 Series E	2008-16	4.000-4.500	7,470	7,470
Fund 17041 Series F	2008-16	4.300	130	130
Fund 17041 Series F	2009-18	2.000-5.000	35,350	35,350
Fund 17041 Series G	2009-18	5.000	50	50
Fund 17041 Series G	2009-22	5.100-5.200	15,000	15,000
Fund 17041 Series H	2010-28	5.090	30,000	30,000
Fund 17051 Series A	2005-12	4.000-5.000	16,300	16,300
Fund 17051 Series B	2006-12	3.700-4.750	13,398	4,335
Fund 17051 Series B	2006-12	5.000	281	281
Fund 17051 Series C	2006-13	4.250-5.000	23,719	23,719
Fund 17051 Series A	2006-14	5.000	602	602
Fund 17051 Series D	2007-17	4.000	2,000	2,000
Fund 17051 Series A	2007-27	4.375-5.000	50,389	43,439
Fund 17051 Series C	2007-27	4.375	6,611	6,611
Fund 17051 Series E	2008-13	4.000-4.500	15,494	15,494
Fund 17051 Series B	2008-16	4.300-5.500	7,793	4,751
Fund 17051 Series D	2008-16	5.500	1,712	1,712
Fund 17051 Series F	2009-15	2.500-5.000	16,678	16,678
Fund 17051 Series C	2009-19	3.500-5.000	8,153	8,153
Fund 17051 Series E	2009-19	3.500-5.000	9,369	9,369
Fund 17061 Series B	2009-16	3.000-5.000	20,000	20,000
Fund 17061 Series A	2009-23	4.000-5.460	41,910	35,910
Fund 17061 Series B	2009-23	5.200-5.300	29,500	29,500
Fund 17061 Series C	2010-17	5.000	1,000	1,000
Fund 17061 Series D	2010-19	4.407	24,000	24,000
Fund 17071 Series A	2008-17	4.000-5.500	25,000	21,253
Fund 17071 Series A	2010-18	5.000	2,250	2,250
Fund 17071 Series B	2010-19	3.125-5.000	52,750	52,750
Fund 17071 Series C	2010-28	5.090	13,905	13,905

SCHEDULE E-2

	ISSUE AND MATURITY DATES	INTEREST %	ISSUED	OUTSTANDING
Fund 17071 Series D	2011-23	5.000	5,000	5,000
Fund 17081 Series A	2009-29	5.100-5.632	55,000	55,000
Fund 17091 Series A	2009-22	5.200	11,600	11,600
Fund 17101 Series A	2011-23	5.000	4,710	4,710
Fund 17861 Series G	2004-12	5.000	30	30
Fund 17861 Series I	2005-12	4.000	38	38
Fund 17861 Series H	2005-15	4.450	10	10
Fund 17861 Series J	2007-17	4.000	100	100
Fund 17861 Series K	2009-22	5.200	8,100	8,100
Fund 17871 Series K	2004-13	3.400	120	120
Fund 17871 Series O	2006-11	3.750	1,200	1,200
Fund 17871 Series L	2007-12	3.500	500	500
Fund 17891 Series D	2005-12	4.000	165	165
Fund 17891 Series E	2006-13	5.000	85	85
Fund 17891 Series Q	2006-13	5.000	215	215
Fund 17891 Series R	2007-17	4.000	40	40
Fund 17891 Series S	2008-13	4.500	400	400
Fund 17891 Series T	2010-17	5.000	500	500
Fund 17891 Series U	2010-28	5.090	2,000	2,000
Fund 17901 Series E	1992-12	6.384-6.402	32,140	3,172
Fund 17911 Series E	1993-12	5.923	10,975	3,117
Fund 17911 Series N	2004-13	3.400	225	225
Fund 17911 Series O	2010-15	5.000	250	250
Fund 17921 Series A	1993-12	5.500	39,507	8,670
Fund 17931 Series C	1994-13	6.394-6.414	58,000	7,147
Fund 17931 Series L	2004-12	5.000	545	545
Fund 17951 Series J	2003-13	3.500-5.000	9,119	9,119
Fund 17961 Series K	2004-12	5.000	3,017	3,017
Fund 17961 Series A	2005-13	5.000	22,828	22,828
Fund 17961 Series G	2005-12	5.000	185	185
Fund 17961 Series L	2005-12	5.000	1,987	1,987
Fund 17961 Series B	2005-13	4.000-5.000	17,372	17,372
Fund 17961 Series H	2005-12	4.000	372	372
Fund 17961 Series M	2005-12	4.000	565	565
Fund 17961 Series N	2009-22	5.200	3,400	3,400
Fund 17971 Series G	2003-19	4.250	21,272	1,415
Fund 17971 Series D	2003-20	4.350	330	330
Fund 17971 Series F	2003-20	4.350	79	79
Fund 17971 Series H	2010-17	5.000	2,485	2,485
Fund 17971 Series E	2010-18	5.000	15	15
Fund 17981 Series A	2001-19	3.500	49,585	49,585
Fund 17981 Series C	2001-21	3.500	27,715	27,715
Fund 17981 Series D	2001-20	3.500	22,700	22,700
Fund 17981 Series A	2002-12	4.050	2,060	2,060
Fund 17981 Series C	2003-20	4.350	4,990	1,255
Fund 17991 Series E	2003-22	4.350-5.000	20,001	7,096
Fund 13045 Series A	2002-12	4.300	100,000	5,000
Fund 13045 Series A	2003-23	3.350-5.250	96,210	20,595
Fund 13045 Series A	2004-24	3.000-5.000	97,845	54,550
Fund 13045 Series A	2005-25	3.625-5.000	98,110	65,430
Fund 13045 Series A	2006-26	3.550-5.000	77,145	57,850
Fund 13045 Series A	2007-27	3.600-5.000	89,355	68,275
Fund 13045 Series A	2009-29	3.000-5.000	144,855	130,165
Fund 13045 Series A	2010-30	3.000-5.000	97,115	92,260

SCHEDULE E-2

	ISSUE AND MATURITY DATES	INTEREST %	ISSUED	OUTSTANDING	
School Construction					
Fund 13009	Series EE	1992-12	6.777	19,297	3,061
Fund 13009	Series KK	1993-12	5.362-5.383	28,108	6,361
Fund 13009	Series LL	1994-12	5.650	66,937	10,920
Fund 13010	Series F	2002-13	3.600-5.000	150,000	26,350
Fund 13010	Series A-5	2002-12	4.250-5.250	196,950	14,250
Fund 13010	Series JJJ	2003-23	4.250-5.000	60,300	44,000
Fund 13010	Series III	2003-12	3.600	102,700	7,700
Fund 13010	Series KKK	2003-23	3.875-5.000	86,885	18,560
Fund 13010	Series MMM	2004-24	3.500-5.000	150,000	145,000
Fund 13010	Series NNN	2004-24	3.400-5.000	138,130	138,130
Fund 13010	Series LLL	2004-24	3.900-4.750	95,415	89,915
Fund 13010	Series PPP	2005-25	4.000-5.000	159,220	159,220
Fund 13010	Series OOO	2005-23	4.500	260,000	260,000
Fund 13010	Series QQQ	2005-25	4.375-5.000	115,930	115,930
Fund 13010	Series SSS	2006-26	3.800-5.000	187,310	150,000
Fund 13010	Series VVV	2006-21	3.500-5.000	201,870	201,870
Fund 13010	Series RRR	2006-25	3.700-5.000	181,540	181,540
Fund 13010	Series UUU	2006-26	4.000-5.000	241,700	241,700
Fund 13010	Series TTT	2006-26	4.000-5.000	143,500	143,500
Fund 13010	Series VVV	2007-27	4.000-5.000	200,000	156,235
Fund 13010	Series XXX	2007-27	4.000-5.000	154,025	154,025
Fund 13010	Series ZZZ	2008-28	3.000-5.000	389,000	330,650
Fund 13010	Series YYY	2008-28	3.000-5.000	308,975	308,975
Fund 13010	Series AAA	2008-28	4.500-5.750	305,500	305,500
Fund 13010	Series CCC	2009-14	5.000	165,750	165,750
Fund 13010	Series BBB	2009-29	3.125-5.000	245,050	239,450
Fund 13010	Series DDD	2009-29	5.632	215,000	215,000
Fund 13010	Series 0	2010-18	2.000-5.000	188,400	143,750
Fund 13010	Series EEE	2010-16	2.875-5.000	26,000	26,000
Fund 13010	Series FFF	2010-26	4.407-5.257	152,500	152,500
Fund 13010	Series III	2010-26	5.090	126,600	126,600
Fund 13010	Series HHH	2010-29	5.295	203,400	203,400
Municipal and Other Grants and Loans					
Fund 12033	Series A	2010-26	5.090	5,000	5,000
Fund 12034	Series C	1997-12	4.250	30,124	5,000
Fund 12034	Series 0	2003-12	5.500	21,400	2,200
Fund 12034	Series V	2003-13	3.600-5.000	14,000	14,000
Fund 12034	Series X	2005-15	4.450	2,554	2,554
Fund 12034	Series BB	2007-11	4.240	23,000	8,500
Fund 12034	Series DD	2009-16	3.590-5.460	33,770	32,090
Fund 12034	Series EE	2010-17	3.125-5.000	7,500	7,500
Fund 12034	Series FF	2010-26	5.090	15,000	15,000
Fund 12034	Series GG	2011-14	1.430-1.720	45,800	45,800
Fund 12050	Series LL	2003-18	3.950-5.000	22,500	4,105
Fund 12050	Series OO	2005-16	4.500	10,000	10,000
Fund 12050	Series PP	2006-12	3.500-4.000	30,000	24,460
Fund 12050	Series QQ	2006-12	4.000	20,000	15,000
Fund 12050	Series RR	2007-15	4.000-5.000	20,000	20,000
Fund 12050	Series SS	2008-13	3.000-4.000	25,000	25,000
Fund 12050	Series TT	2009-29	5.632	26,100	26,100
Fund 12050	Series UU	2010-30	5.090	25,000	25,000
Fund 12051	Series U	2009-14	2.250-5.000	38,900	34,200
Fund 12052	Series B	1994-13	6.309-6.398	9,618	6,944
Fund 12052	Series A	1994-13	6.398	1,000	1,000

SCHEDULE E-2

	ISSUE AND MATURITY DATES	INTEREST %	ISSUED	OUTSTANDING
Fund 12052 Series D	1999-14	5.250	28,183	2,175
Fund 12052 Series G	1999-14	5.250	4,926	2,500
Fund 12052 Series O	2003-13	5.500	15,700	15,700
Fund 12052 Series F	2003-17	4.100	52	52
Fund 12052 Series I	2003-17	4.100	600	600
Fund 12052 Series L	2003-17	4.100	3,771	1,533
Fund 12052 Series B	2003-19	4.000-4.150	25,577	9,140
Fund 12052 Series B	2004-12	5.000	337	337
Fund 12052 Series E	2004-13	3.400-5.000	2,325	2,325
Fund 12052 Series F	2004-12	5.000	2,908	2,908
Fund 12052 Series A	2004-13	3.400	235	235
Fund 12052 Series I	2004-13	3.400	125	125
Fund 12052 Series A	2005-14	4.450	2,000	2,000
Fund 12052 Series F	2005-14	4.450	50	50
Fund 12052 Series A	2006-11	3.500-3.750	20,000	7,930
Fund 12052 Series B	2007-12	3.500-4.000	16,576	16,576
Fund 12052 Series C	2007-11	4.000	1,486	1,486
Fund 12052 Series H	2007-11	4.000	14,459	2,903
Fund 12052 Series I	2007-11	4.000	6,045	6,045
Fund 12052 Series A	2007-12	3.500	1,293	1,293
Fund 12052 Series J	2007-12	3.500	241	241
Fund 12052 Series K	2007-12	3.500	5	5
Fund 12052 Series A	2010-15	5.000	3,800	3,800
Fund 12052 Series B	2010-15	2.500-5.000	2,700	2,700
Fund 12052 Series C	2010-15	2.500	1,387	1,387
Fund 12052 Series D	2010-15	2.500	4,250	4,250
Fund 12052 Series J	2010-15	2.500	7,206	7,206
Fund 12052 Series K	2010-15	2.500	650	650
Fund 12052 Series M	2010-15	2.500	7	7
Fund 12053 Series C	1991-11	6.701	12,494	3,820
Fund 12055 Series M	2005-14	4.450	920	920
Fund 12059 Series A-2	2001-12	4.330	20,000	20,000
Fund 12059 Series B	2002-12	4.050	51,200	2,405
Fund 12059 Series D	2003-13	3.125-5.000	30,000	23,230
Fund 12059 Series D	2003-13	5.000	5,000	5,000
Fund 12059 Series C	2003-16	3.600-3.800	35,000	1,505
Fund 12059 Series F	2005-14	4.350-4.450	35,180	13,745
Fund 12059 Series I	2005-16	4.500	22,500	10,000
Fund 12059 Series K	2006-13	3.700-4.000	11,500	11,500
Fund 13019 Series O	1997-14	4.250	25,000	25,000
Fund 13019 Series U	2001-11	3.800-5.000	83,367	10,250
Fund 13019 Series W	2003-17	3.800-5.000	55,000	11,580
Fund 13019 Series Y	2004-15	3.100-5.000	40,000	40,000
Fund 13019 Series AA	2005-15	4.450	4,722	4,722
Fund 13019 Series FF	2007-12	4.240-4.290	7,500	7,500
Fund 13019 Series EE	2007-13	3.750-5.000	35,000	17,740
Fund 13019 Series GG	2008-12	3.250	56,310	6,025
Fund 13019 Series HH	2009-20	2.500-5.000	92,350	92,350
Fund 13019 Series II	2009-21	5.100	6,300	6,300
Elderly Housing				
Fund 12060 Series SNH	2007-27	4.500-5.000	25,550	23,185
Fund 12060 Series 10	2009-29	2.375-5.000	36,550	36,220
Fund 12060 Series 15	2010-14	1.180-1.980	2,100	1,630
Fund 12060 Series 14	2010-31	4.000-5.000	15,685	15,685
Fund 12063 Series A	2011-13	0.380-1.720	12,015	12,015

SCHEDULE E-2

	ISSUE AND MATURITY DATES	INTEREST %	ISSUED	OUTSTANDING
Fund 12063 Series D	2011-12	0.380	259	259
Fund 12063 Series E	2011-12	0.380	966	966
Fund 12063 Series B	2011-13	1.720	4	4
Fund 12066 Series B	2009-18	5.460	20,000	20,000
Fund 12066 Series C	2011-15	1.430-2.120	30,000	30,000
Fund 12067 Series A	2010-30	1.180-5.350	30,000	29,166
Elimination of Water Pollution				
Fund 21014 Series L2	1992-12	6.034	26,145	1,672
Fund 21014 Series V-1	1996-18	5.030	5,000	1,917
Fund 21014 Series V-2	1996-17	5.030	3,290	410
Fund 21014 Series Z-1	1997-20	5.081	19,000	9,096
Fund 21014 Series Z-2	1997-20	5.081	5,200	1,480
Fund 21014 Series BB1	1999-22	4.633	18,000	10,784
Fund 21014 Series BB2	1999-22	4.633	4,875	2,455
Fund 21014 Series A	2001-22	4.650	3,605	2,010
Fund 21014 Series B-C	2001-22	4.652	7,319	4,759
Fund 21014 Series B-D	2001-22	4.652	3,080	2,002
Fund 21014 Series AA	2001-11	4.200-5.000	35,000	21,000
Fund 21014 Series BD	2003-23	4.500-5.000	25,000	25,000
Fund 21014 Series FF	2006-11	3.750-5.000	12,000	12,000
Fund 21014 Series GG	2007-14	3.500-5.000	30,000	30,000
Fund 21014 Series HH	2008-11	4.000-4.500	50,000	15,620
Fund 21014 Series II	2009-20	4.950	50,000	50,000
Fund 21014 Series JJ	2010-27	5.090	59,095	59,095
Fund 21016 Series DD	2004-12	3.000-5.000	13,600	9,925
Infrastructure Improvements				
Fund 9946 Series 1	2009-22	2.000-5.000	415,035	409,640
Fund 9947 Series 1	2008-22	3.000-5.000	97,690	97,690
Fund 13033 Series B	1991-12	6.500	266,000	52,000
Fund 13033 Series B	1992-12	6.125	275,000	43,965
Fund 13033 Series B-2	1998-13	5.500	192,955	39,755
Fund 13033 Series 0	2001-11	4.100-5.000	175,000	8,525
Fund 13033 Series 0	2002-13	4.200-4.400	112,000	12,115
Fund 13033 Series 0	2002-22	3.400-5.000	215,000	40,440
Fund 13033 Series 0	2003-24	3.300-5.000	200,000	147,755
Fund 13033 Series UK1	2004-17	3.500-5.000	96,663	55,778
Fund 13033 Series A-2	2004-18	4.000-5.000	20,070	20,070
Fund 13033 Series CC4	2004-24	4.000-5.000	34,267	34,267
Fund 13033 Series CC3	2004-23	4.100-5.000	49,000	49,000
Fund 13033 Series A-1	2005-21	4.500-5.000	165,433	124,643
Fund 13033 Series UK1	2005-23	4.750-5.000	25,000	25,000
Fund 13033 Series UK3	2005-21	5.000	6,930	6,930
Fund 13033 Series UK4	2005-25	4.500-4.750	42,070	42,070
Fund 13033 Series A-2	2005-25	4.500	10,567	10,567
Fund 13033 Series A-1	2007-21	3.750-5.000	138,933	113,928
Fund 13033 Series UK2	2007-24	4.125-5.000	49,000	49,000
Fund 13033 Series UK-	2007-27	4.375-5.000	62,067	62,067
Fund 13033 Series UK-	2008-28	3.000-5.000	300,000	280,790
Fund 13033 Series UK-	2009-15	3.000-5.000	48,000	65,575
Fund 13033 Series UK1	2009-11	3.000	21,383	6,108
Fund 13033 Series UKS	2009-29	3.000-5.000	126,587	109,012
Fund 13033 Series UK	2009-29	4.855-5.740	304,030	304,030
Fund 13033 Series UK-	2010-19	2.000-5.000	199,570	199,570
Fund 13033 Series UK	2010-30	4.126-5.459	400,430	400,430
Fund 14005 Series A	1998-13	5.500	197,500	113,585

SCHEDULE E-2

	ISSUE AND MATURITY DATES	INTEREST %	ISSUED	OUTSTANDING
Fund 14005 Series 0	2001-15	5.375	533,335	170,440
Fund 14005 Series CC5	2004-19	3.125-5.250	89,725	83,615
Fund 14005 Series UK-	2009-14	2.000-5.000	49,775	41,560
Fund 14005 Series UK	2010-22	2.000-5.000	137,675	137,675
General Obligation Refunding				
General Obligation Refunding (Oct. 1993)	1993-12	6.000	147,750	22,440
General Obligation Refunding (June 2001)	2001-16	4.400-5.500	365,685	255,800
General Obligation Refunding (Nov. 2001)	2001-19	5.000-5.125	299,990	178,515
General Obligation Refunding (June 2002)	2002-18	5.000-5.500	142,130	34,470
General Obligation Refunding (August 2002)	2002-15	4.000-5.500	216,525	200,580
General Obligation Refunding (January 2004)	2004-20	3.900-5.000	216,950	174,080
General Obligation Refunding (April 2004)	2004-20	2.750-5.000	935,575	870,820
General Obligation Refunding (April 2005)	2005-21	3.990-5.250	331,480	331,480
General Obligation Refunding (March 2006)	2006-20	4.750-5.000	61,020	59,555
General Obligation Refunding (Nov. 2006)	2006-22	4.000-5.000	308,400	307,005
General Obligation Refunding (Apr. 2007)	2007-22	5.000	46,030	46,030
General Obligation Refunding (May 2007)	2007-22	4.000-5.000	173,300	173,005
General Obligation Refunding (Dec. 2007)	2007-15	3.500-5.000	110,495	104,055
General Obligation Refunding (Apr. 2008)	2008-12	3.500	50,000	12,500
General Obligation Refunding (Mar. 2009)	2009-18	2.000-5.000	74,215	35,750
General Obligation Refunding (May. 2010)	2010-21	2.000-5.000	36,095	30,520
General Obligation Refunding (Mar. 2010)	2010-21	2.000-5.000	258,235	258,235
General Obligation Refunding (Oct. 2010)	2010-22	2.000-5.000	47,035	46,535
Bond Anticipation Note Refinancing (May 2011)	2011-23	1.000-5.000	581,245	581,245
Pension Obligations				
Fund 31006 Series A	2008-32	4.200-5.850	2,089,675	2,089,675
Fund 31006 Series B	2008-25	5.404-6.270	176,313	176,313
Fund 31006 Series A-2	2008-28	5.000	10,590	10,590
Miscellaneous				
CHEFA Childcare Facilities Series A	1998-28	6.750	5,375	4,620
CHEFA Childcare Pool Series A	1998-28	4.400-5.000	10,175	6,470
CHEFA Childcare Series C	1999-29	5.000-5.625	18,690	13,910
CHEFA Childcare Series D	2000-30	4.875-5.500	3,940	3,250
CHEFA Childcare Series E	2001-31	4.250-5.000	3,865	3,240
CDA Refunding series A,B & C	2004-24	3.000-5.125	22,435	17,385
CDA Increment Financing Cabela's Inc.	2006-20	3.750-4.000	9,825	7,545
CHEFA Childcare Series F	2006-36	3.625-5.000	19,165	18,450
CHEFA Childcare Series G	2008-38	4.000-6.000	16,875	16,635
Fund 13015 Series S - Agricultural Land	2007-15	3.500-4.000	1,000	1,000
Fund 13015 Series T - Agricultural Land	2009-21	5.100	30,000	30,000
Total from General and Transportation Funds			21,625,054	17,057,580
Bonds Redeemable from Other Sources				
University and State University				
Fund 13042 Series A	1993-12	5.500	1,530	465
Fund 13042 Series B	1993-12	5.500	5,398	65
Student Fee Revenue Bonds Series A-2002	2002-30	2.500-5.219	75,430	34,425
Student Fee Revenue Bonds 2002 A-Refunding	2002-29	3.000-5.250	96,130	78,410
Student Fee Revenue Bonds Series A-2010	2010-27	2.000-5.000	47,545	46,455
Bradley International Airport				
Bradley International Airport Refunding-2001B	2001-12	4.200-4.300	19,180	16,710
Bradley International Airport Refunding-2011A	2011-31	4.393	91,430	91,430
Bradley International Airport Refunding-2011B	2011-31	4.463	60,950	60,950
Fund 21008 Parking Revenue Bonds A	2000-24	6.125-6.600	47,665	41,250
Clean Water				
Fund 21015 Series 2003 B - Refunding Bond	2003-15	2.375-5.000	115,785	75,450

SCHEDULE E-2

	ISSUE AND MATURITY DATES	INTEREST %	ISSUED	OUTSTANDING	
Fund 21015	Series 2006 B - Refunding Bond	2006-12	3.800-5.000	30,070	970
Fund 21015	Series 2009 C - Refunding Bond	2009-22	1.500-5.000	115,835	107,980
Fund 21015	Series 2009 B - Refunding Bond	2009-15	2.000-5.000	44,560	27,665
Fund 21015	Series 2003 A	2003-25	2.375-5.000	118,085	57,370
Fund 21015	Series 2006 A	2006-27	3.750-5.000	150,000	127,040
Fund 21015	Series 2008 A	2008-18	3.000-5.000	171,195	106,795
Fund 21015	Series 2009 A	2009-27	2.000-5.000	194,765	189,205
Fund 21018	Series 2008 A	2008-18	3.000-5.000	25,000	19,150
Fund 21018	Series 2009 A	2009-27	2.000-5.000	4,675	4,545
Fund 21015	Series 2011 A	2011-28	1.000-5.000	166,471	166,471
Fund 21018	Series 2011 B	2011-28	1.000-5.000	16,464	16,464
Total from Other Sources			1,598,163	1,269,265	
Total Bonds Outstanding			\$ 23,223,217	\$ 18,326,845	
Notes Redeemable from General Fund Revenue					
Fund 11000	Economic Recovery Notes	2009-16	2.000-5.000	\$ 915,795	\$ 915,795
Total Notes Outstanding			\$ 915,795	\$ 915,795	

CHANGES IN BONDS AND NOTES OUTSTANDING

JULY 1, 2010 TO JUNE 30, 2011

(In Thousands)

	OUTSTANDING	ADDITIONS	RETIRED/ DEFEASSED	OUTSTANDING
	<u>6/30/2010</u>	<u>2010-11</u>	<u>2010-11</u>	<u>6/30/2011</u>
Bonds Redeemable From General and Transportation				
Fund Revenues				
Capital Improvements and Other Purposes	\$ 2,077,503	\$ 95,615	\$ 248,237	\$ 1,924,881
School Construction	4,330,584	330,000	174,742	4,485,842
Municipal and Other Grants and Loans	904,939	90,800	256,535	739,204
Elderly Housing	89,550	91,030	11,450	169,130
Elimination of Water Pollution	247,256	59,095	47,126	259,225
Infrastructure Improvement	3,030,485	600,000	272,890	3,357,595
General Obligation Refunding	3,406,165	765,955	449,500	3,722,620
Pension Obligations	2,276,578	-	-	2,276,578
Miscellaneous	126,790	-	4,285	122,505
Total from General and Transportation Funds	<u>16,489,850</u>	<u>2,032,495</u>	<u>1,464,765</u>	<u>17,057,580</u>
Bonds Redeemable From Other Sources				
University and State University	165,435	-	5,615	159,820
Bradley International Airport	231,790	152,380	173,830	210,340
Clean Water Fund	821,950	182,935	105,780	899,105
Total from Other Sources	<u>1,219,175</u>	<u>335,315</u>	<u>285,225</u>	<u>1,269,265</u>
Total Bonds Outstanding	<u>\$ 17,709,025</u>	<u>\$ 2,367,810</u>	<u>\$ 1,749,990</u>	<u>\$ 18,326,845</u>
Notes Redeemable from General Fund Revenue				
Economic Recovery Notes	\$ 915,795	\$ -	\$ -	\$ 915,795
Bond Anticipation Notes	581,245	-	581,245	-
Total Notes Outstanding	<u>\$ 1,497,040</u>	<u>\$ -</u>	<u>\$ 581,245</u>	<u>\$ 915,795</u>

Occasionally during the fiscal year, cash resulting from bond refunding was used to purchase investments in U.S. Government Securities which were placed into an irrevocable trust for the eventual payment of certain bonds which are considered to be defeased at the fiscal year end. A summary of these transactions follows.

<u>Refunding Date</u>	<u>Refunding Bonds Issued</u>	<u>Defeased Bonds</u>	- with various due dates from
October 2010	\$ 137,675	\$ 139,235	- Nov. 2012 through Nov. 2022
October 2010	47,035	47,985	- Apr. 2011 through Oct. 2022
May 2011 ^[a]	581,245	581,245	- May. 2012 through Jun. 2018
	<u>\$ 765,955</u>	<u>\$ 768,465</u>	

^[a] In May 2011, the state refinanced \$581.2 million in bond anticipation notes, that were originally issued in April 2009, with general obligation bonds maturing in seven years.

BONDS OUTSTANDING BY YEARS OF MATURITY

SCHEDULE E-4

AS OF JUNE 30, 2011

(In Thousands)

FISCAL YEAR	REDEEMABLE FROM GENERAL AND TRANSPORTATION FUND REVENUE		REDEEMABLE FROM OTHER SOURCES		TOTALS		TOTAL BONDED DEBT SERVICE
	PRINCIPAL	INTEREST	PRINCIPAL	INTEREST	PRINCIPAL	INTEREST	
2011-12	\$ 1,456,617	\$ 885,714	\$ 96,135	\$ 55,014	\$ 1,552,752	\$ 940,728	\$ 2,493,480
2012-13	1,424,574	802,535	97,470	52,530	1,522,044	855,065	2,377,109
2013-14	1,354,475	726,116	87,345	48,503	1,441,820	774,619	2,216,439
2014-15	1,303,517	654,743	92,065	44,664	1,395,582	699,407	2,094,989
2015-16	1,289,995	596,223	93,445	40,508	1,383,440	636,731	2,020,171
2016-17	994,445	539,104	77,580	36,796	1,072,025	575,900	1,647,925
2017-18	975,372	495,213	76,840	33,326	1,052,212	528,539	1,580,751
2018-19	900,521	448,350	65,675	29,957	966,196	478,307	1,444,503
2019-20	775,266	408,662	77,125	26,903	852,391	435,565	1,287,956
2020-21	820,276	369,122	67,985	23,028	888,261	392,150	1,280,411
2021-22	779,134	381,021	74,025	19,730	853,159	400,751	1,253,910
2022-23	808,086	353,814	67,840	16,241	875,926	370,055	1,245,981
2023-24	715,379	343,512	63,860	13,216	779,239	356,728	1,135,967
2024-25	575,817	314,452	55,130	10,149	630,947	324,601	955,548
2025-26	643,191	200,632	52,090	7,635	695,281	208,267	903,548
2026-27	600,230	167,666	38,555	5,270	638,785	172,936	811,721
2027-28	576,820	136,042	29,280	3,508	606,100	139,550	745,650
2028-29	540,370	105,420	18,830	2,304	559,200	107,724	666,924
2029-30	643,055	72,470	19,705	1,396	662,760	73,866	736,626
2030-31	421,975	43,264	8,960	610	430,935	43,874	474,809
2031-32	361,825	21,795	9,325	206	371,150	22,001	393,151
2032-33	1,830	641	-	-	1,830	641	2,471
2033-34	1,920	539	-	-	1,920	539	2,459
2034-35	2,030	431	-	-	2,030	431	2,461
2035-36	2,140	317	-	-	2,140	317	2,457
2036-37	2,250	197	-	-	2,250	197	2,447
2037-38	1,100	103	-	-	1,100	103	1,203
2038-39	1,165	35	-	-	1,165	35	1,200
Totals	\$ 17,973,375	\$ 8,068,133	\$ 1,269,265	\$ 471,494	\$ 19,242,640	\$ 8,539,627	\$ 27,782,267

BOND COMMISSION ALLOCATIONS AVAILABLE**JUNE 30, 2011**

(In Thousands)

FUND NO.	AUTHORIZED BY BOND ACTS	ALLOCATED		UNALLOCATED BALANCE	
		BONDS ISSUED	BONDS UNISSUED		
12029	Student Loan Foundation	\$ 5,000	\$ -	\$ 5,000	\$ -
12033	Economic Development	132,430	109,430	23,000	-
12033	Energy Conservation Loan Fund	30,000	5,000	5,000	20,000
12034	Economic Assistance	716,800	684,862	15,708	16,230
12036	Connecticut Works Fund	95,000	86,463	8,537	-
12050	Local Capital Improvement	645,000	610,000	15,000	20,000
12051	Capital Equipment Purchase	382,640	321,213	26,427	35,000
12052	Grants To Local Governments And Others	2,074,413	1,376,732	194,092	503,589
12053	Economic Development And Other Grants	104,193	101,194	2,999	-
12055	Housing For Homeless Persons With Aids	7,511	7,096	415	-
12058	Special Contaminated Property Remediation	5,000	3,000	-	2,000
12059	Hartford Downtown Development	491,880	475,810	16,070	-
12063	Housing Assistance Fund-Parent	556,977	515,170	15,446	26,361
12066	Housing Trust	110,000	70,000	-	40,000
13007	Elimination Of Water Pollution	398,000	397,966	34	-
13009	School Construction	1,822,040	1,810,840	11,200	-
13010	Magnet Schools	6,632,931	6,315,030	52,701	265,200
13011	Specific Highway Purposes	142,050	140,598	1,452	-
13015	Agricultural Land Preservation	130,250	114,499	15,751	-
13019	Community Conservation & Development	1,159,488	1,041,148	63,980	54,360
13033	Infrastructure Improvement	9,891,577	7,296,651	2,098,473	496,453
13042	University & State University Facilities	104,363	104,192	171	-
13045	University of Connecticut 2000	1,557,862	1,419,062	138,800	-
13048	CSUS 2020	285,000	92,280	97,720	95,000
17001	Capital Improvements & Other Purposes	305,022	295,134	3,317	6,571
17011	Capital Improvements & Other Purposes	580,741	533,545	18,781	28,415
17021	Capital Improvements & Other Purposes	449,674	439,134	-	10,540
17041	Capital Improvements & Other Purposes	251,081	220,898	27,543	2,640
17051	Capital Improvements & Other Purposes	182,191	172,500	3,429	6,262
17061	Capital Improvements & Other Purposes	170,963	118,080	41,120	11,763
17071	Capital Improvements & Other Purposes	368,579	191,164	78,178	99,237
17081	Capital Improvements & Other Purposes	242,495	55,000	46,253	141,242
17101	Capital Improvements & Other Purposes	25,066	4,710	3,875	16,481
17111	Capital Improvements & Other Purposes	70,629	-	8,000	62,629
17831	Capital Improvements & Other Purposes	88,295	86,802	1,493	-
17851	Capital Improvements & Other Purposes	116,687	113,336	3,351	-
17861	Capital Improvements & Other Purposes	119,860	119,463	397	-
17871	Capital Improvements & Other Purposes	521,849	509,854	11,995	-
17891	Capital Improvements & Other Purposes	416,558	413,979	2,579	-
17901	Capital Improvements & Other Purposes	533,894	528,221	5,673	-
17911	Capital Improvements & Other Purposes	145,617	142,315	3,302	-
17921	Capital Improvements & Other Purposes	322,136	320,383	553	1,200
17931	Capital Improvements & Other Purposes	628,254	615,736	12,518	-
17951	Capital Improvements & Other Purposes	206,590	205,950	640	-
17961	Capital Improvements & Other Purposes	262,575	259,072	2,778	725
17971	Capital Improvements & Other Purposes	195,281	188,557	6,724	-
17981	Capital Improvements & Other Purposes	208,069	206,845	1,224	-

SCHEDULE E-5

FUND NO.		AUTHORIZED BY BOND ACTS	BONDS ISSUED	BONDS UNISSUED	UNALLOCATED BALANCE
17991	Capital Improvements & Other Purposes	296,960	246,124	6,683	44,153
21004	Connecticut Innovations Incorporated	114,800	114,300	500	-
21008	Bradley Parking Garage	55,000	53,800	-	1,200
21014	Clean Water/Long Island Sound - GO	1,041,026	833,452	207,574	-
21015	Clean Water/Drinking Water - Revenue	1,953,400	1,591,655	361,745	-
35013	Industrial Building Mortgage Insurance	26,000	5,550	19,450	1,000
75000	CHFA Supportive Housing	85,000	83,540	1,460	-
77000	CHFA Emergency Mortgage Assistance	50,000	30,000	20,000	-
88004	CDA Increment Financing	13,420	9,825	3,595	-
88900	Second Injury Fund	750,000	224,100	525,900	-
	Totals	\$ 38,278,117	\$ 32,031,260	\$ 4,238,606	\$ 2,008,251

INTERNAL SERVICE FUNDS

Statements:

EXHIBIT F Balance Sheet

SCHEDULE F-1 Statement of Cash Receipts and Disbursements

Comments:

Internal service funds account for the financing of goods or services provided by one department or agency to other departments or agencies of the State, or to other governmental units, on a cost-reimbursement basis.

**INTERNAL SERVICE FUNDS
BALANCE SHEET
JUNE 30, 2011**

	22001	22002
	CORRECTION INDUSTRIES	TECHNICAL SERVICES
Cash and Short Term Investments	\$ 2,835,684	\$ 5,803,423
Due from Other Funds	411	-
Total Assets	<u>\$ 2,836,095</u>	<u>\$ 5,803,423</u>
 Liabilities, Reserves, Capital, and Fund Balances		
Deficiency in Cash and Short Term Investments	\$ -	\$ -
Appropriations Continued	2,308,564	11,196,380
Capital	3,730,000	1,100,000
Fund Balances	<u>(3,202,469)</u>	<u>(6,492,957)</u>
Total Liabilities, Reserves, Capital, and Fund Balances	<u>\$ 2,836,095</u>	<u>\$ 5,803,423</u>

**INTERNAL SERVICE FUNDS
STATEMENT OF CASH RECEIPTS AND DISBURSEMENTS
FISCAL YEAR ENDED JUNE 30, 2011**

	22001	22002
	CORRECTION INDUSTRIES	TECHNICAL SERVICES
Cash, July 1, 2010	\$ 3,108,685	\$ 5,826,928
Receipts and Transfers:		
Other Receipts	22,131,875	5,171,692
Interfund Transfers	627	-
Totals	<u>25,241,187</u>	<u>10,998,620</u>
 Disbursements:		
Current Expenses, Fixed Charges, and Capital Outlay	<u>22,405,503</u>	<u>5,195,197</u>
Cash, June 30, 2011	<u>\$ 2,835,684</u>	<u>\$ 5,803,423</u>

EXHIBIT F

22003	22004	
GENERAL	CAPITAL	
SERVICES	EQUIPMENT	
	DATA	TOTAL
	PROCESSING	
\$ -	\$ -	\$ 8,639,107
-	-	411
<u>\$ -</u>	<u>\$ -</u>	<u>\$ 8,639,518</u>
\$ 23,941,698	\$ -	\$ 23,941,698
-	-	13,504,944
-	-	4,830,000
<u>(23,941,698)</u>	<u>-</u>	<u>(33,637,124)</u>
<u>\$ -</u>	<u>\$ -</u>	<u>\$ 8,639,518</u>

SCHEDULE F-1

22003	22004	
GENERAL	CAPITAL	
SERVICES	EQUIPMENT	
	DATA	TOTAL
	PROCESSING	
\$ (26,588,058)	\$ 12,783	\$ (17,639,662)
25,723,286	-	53,026,853
-	-	627
<u>(864,772)</u>	<u>12,783</u>	<u>35,387,818</u>
23,076,926	12,783	50,690,409
<u>\$ (23,941,698)</u>	<u>\$ -</u>	<u>\$ (15,302,591)</u>

ENTERPRISE FUNDS

Statements:

EXHIBIT G Balance Sheet

SCHEDULE G-1 Statement of Cash Receipts and Disbursements

Comments:

Enterprise funds account for operations that are financed and operated in a manner similar to private business enterprises where the intent of the State is that the costs of providing goods or services to the general public on a continuing basis be financed or recovered primarily through user charges.

**ENTERPRISE FUNDS
BALANCE SHEET
JUNE 30, 2011**

ASSETS

	CASH AND SHORT TERM INVESTMENTS	ACCOUNTS AND LOANS RECEIVABLE	DUE FROM OTHER FUNDS	CASH AND INVESTMENTS WITH THE TRUSTEE	TOTAL ASSETS
21001 Teacher Incentive Loans	\$ 61,099	\$ -	\$ -	\$ -	\$ 61,099
21002 Health Center Hospital	252,128	42,678,390	-	-	42,930,518
21003 Vocational Education Extension	1,280,709	-	-	-	1,280,709
21004 Connecticut Innovations Incorporated	9,772,882	-	-	-	9,772,882
21005 Auto Emissions Inspection	1,424,204	-	-	-	1,424,204
21006 Academic Scholarship Loans	12,087	-	-	-	12,087
21007 Substance Abuse Revolving Loans	77,804	-	-	-	77,804
21008 Bradley International Parking Operations	-	-	-	12,977,568	12,977,568
21009 Bradley International Airport Operations	12,806,014	-	5,425	131,897,021	144,708,460
21010 Local Bridge Revolving - Bond Financed	1,234,352	16,379	-	-	1,250,731
21011 Local Bridge Revolving - Revenue Financed	342,160	-	-	-	342,160
21012 Bradley General Revenue Bonds	-	-	-	(33,559,453)	(33,559,453)
21013 Community Residential Facility Loans	4,416,411	15,046,719	-	-	19,463,130
21019 Stadium Facility Enterprise Fund	321,430	-	227	-	321,657
21020 Rate Reduction Bonds	-	-	-	404,401	404,401
Various Clean Water	196,690,586	891,352,554	-	516,319,422	1,604,362,562
Various Drinking Water	20,686,458	71,058,366	-	95,572,392	187,317,216
Totals	<u>\$ 249,378,324</u>	<u>\$ 1,020,152,408</u>	<u>\$ 5,652</u>	<u>\$ 723,611,351</u>	<u>\$ 1,993,147,735</u>

**ENTERPRISE FUNDS
STATEMENT OF CASH RECEIPTS AND DISBURSEMENTS
FISCAL YEAR ENDED JUNE 30, 2011**

RECEIPTS AND TRANSFERS

	CASH AND SHORT TERM INVESTMENTS JULY 1, 2010	SALE OF BONDS	OTHER RECEIPTS	INTERFUND TRANSFERS	TRANSFERS FROM TRUSTEE
21001 Teacher Incentive Loans	\$ 61,099	\$ -	\$ -	\$ -	\$ -
21002 Health Center Hospital	5,365,232	-	265,642,730	-	-
21003 Vocational Education Extension	378,489	-	2,780,248	-	-
21004 Connecticut Innovations Incorporated	9,789,431	-	7,161,414	-	-
21005 Auto Emissions Inspection	1,285,329	-	120,053	6,500,000	-
21006 Academic Scholarship Loans	12,087	-	-	-	-
21007 Substance Abuse Revolving Loans	77,804	-	-	-	-
21009 Bradley International Airport Operations	14,815,376	-	39,680,495	10,581	-
21010 Local Bridge Revolving - Bond Financed	3,111,252	-	9,873	-	-
21011 Local Bridge Revolving - Revenue Financed	341,370	-	790	-	-
21013 Community Residential Facility Loans	3,110,762	-	1,712,790	-	-
21019 Stadium Facility Enterprise Fund	565,778	-	128,857	522	-
Various Clean Water	98,806,310	241,095,000	36,769,574	(7,000,000)	32,347,116
Various Drinking Water	1,830,982	19,819,721	4,239,432	7,000,000	3,211,097
Totals	<u>\$ 139,551,301</u>	<u>\$ 260,914,721</u>	<u>\$ 358,246,256</u>	<u>\$ 6,511,103</u>	<u>\$ 35,558,213</u>

LIABILITIES, RESERVES, CAPITAL, AND FUND BALANCES

RESERVE FOR RECEIVABLES	APPROPRIATIONS CONTINUED	CAPITAL	FUND BALANCES	TOTAL LIABILITIES, RESERVES, CAPITAL, AND FUND BALANCES
\$ -	\$ -	\$ -	\$ 61,099	\$ 61,099
42,678,390	36,552,468	500,000	(36,800,340)	42,930,518
-	300,448	350,000	630,261	1,280,709
-	6,950,627	-	2,822,255	9,772,882
-	449,158	-	975,046	1,424,204
-	10,229	-	1,858	12,087
-	77,804	-	-	77,804
-	-	-	12,977,568	12,977,568
-	8,728,744	-	135,979,716	144,708,460
16,379	1,387,231	-	(152,879)	1,250,731
-	-	-	342,160	342,160
-	-	-	(33,559,453)	(33,559,453)
15,046,719	219,230	-	4,197,181	19,463,130
-	295,624	-	26,033	321,657
-	-	-	404,401	404,401
891,352,554	670,834,100	-	42,175,908	1,604,362,562
71,058,366	39,075,893	-	77,182,957	187,317,216
<u>\$ 1,020,152,408</u>	<u>\$ 764,881,556</u>	<u>\$ 850,000</u>	<u>\$ 207,263,771</u>	<u>\$ 1,993,147,735</u>

SCHEDULE G-1**DISBURSEMENTS**

TOTALS	CURRENT EXPENSES FIXED CHARGES, AND CAPITAL OUTLAY	TRANSFERS TO TRUSTEE	TOTAL DISBURSEMENTS	CASH AND SHORT TERM INVESTMENTS JUNE 30, 2011
\$ 61,099	\$ -	\$ -	\$ -	\$ 61,099
271,007,962	270,755,834	-	270,755,834	252,128
3,158,737	1,878,028	-	1,878,028	1,280,709
16,950,845	7,177,963	-	7,177,963	9,772,882
7,905,382	6,481,178	-	6,481,178	1,424,204
12,087	-	-	-	12,087
77,804	-	-	-	77,804
54,506,452	41,700,438	-	41,700,438	12,806,014
3,121,125	1,886,773	-	1,886,773	1,234,352
342,160	-	-	-	342,160
4,823,552	407,141	-	407,141	4,416,411
695,157	373,727	-	373,727	321,430
402,018,000	150,593,042	54,734,372	205,327,414	196,690,586
36,101,232	5,977,364	9,437,410	15,414,774	20,686,458
<u>\$ 800,781,594</u>	<u>\$ 487,231,488</u>	<u>\$ 64,171,782</u>	<u>\$ 551,403,270</u>	<u>\$ 249,378,324</u>

FIDUCIARY FUNDS

Statements:

EXHIBIT H	Balance Sheet – Pension and Other Trust Funds
EXHIBIT Ha	Balance Sheet – Agency Funds
SCHEDULE H-1	Statement of Cash Receipts and Disbursements – Pension and Other Trust Funds

Comments:

Fiduciary funds account for assets held by the State as an agent for individuals or government units. In the future, these assets will be transferred to other State funds or to sources outside the State.

**FIDUCIARY FUNDS
PENSION & OTHER TRUST FUNDS
BALANCE SHEET
JUNE 30, 2011**

ASSETS

	CASH AND SHORT TERM INVESTMENTS	DUE FROM OTHER FUNDS	DEPOSITS IN U.S. TREASURY	LONG TERM INVESTMENTS	RESOURCES TO BE PROVIDED IN FUTURE YEARS
31001 State Employees' Retirement	\$ 282,326,684	\$ 3,436	\$ -	\$ 5,680,158,155	\$ 11,704,592,000
31002 State's Attorneys' Retirement	235,335	-	-	651,270	-
31003 General Assembly Retirement	15,680	-	-	-	-
31004 Judges and Compensation Comm. Retirement	3,895,829	-	-	115,705,453	97,108,000
31005 Public Defenders' Retirement	233,120	-	-	-	-
31006 Teachers' Retirement System	587,655,244	9,455	-	9,119,258,263	9,065,729,000
31008 Municipal Employees Retirement Fund B	53,695,014	256	-	1,156,951,571	-
31009 Policemen and Firemen Survivors' Benefit	1,193,765	-	-	18,438,374	-
31010 Probate Retirement	4,543,909	-	-	51,880,928	-
31011 OPEB State Employees'	74,975,403	(1,065)	-	-	-
31012 OPEB Teachers'	49,507,084	31,056	-	-	-
34008 Alternate Retirement	43,575	-	-	-	-
35001 Health Club Guaranty	348,188	184	-	-	-
35002 Real Estate Guaranty	521,522	275	-	-	-
35003 Home Improvement Guaranty	236,798	290	-	-	-
35004 Brokered Transactions Guaranty Fund	500,000	-	-	-	-
35005 Itinerant Vendor Guaranty Fund	22,600	-	-	-	-
35006 New Home Construction Guaranty Fund	21,893	13	-	-	-
35007 Tobacco Health Trust Fund	6,972,466	4,323	-	-	-
35008 Biomedical Research Trust Fund	6,303,945	2,916	-	-	-
35009 Endowed Chair Investment	5,617,421	2,992	-	-	-
35010 Connecticut Arts Endowment	974,516	-	-	14,410,503	-
35011 Soldiers', Sailors' and Marines' Trust	1,391,980	-	-	50,473,904	-
35012 Various Treasurer's Trust Funds	245,343	130	-	-	-
35014 Unemployment Compensation Fund	584,038	-	337,798,730	-	-
35015 John Dempsey Hospital Malpractice Trust	4,320,924	-	-	-	-
Totals	<u>\$ 1,086,382,276</u>	<u>\$ 54,261</u>	<u>\$ 337,798,730</u>	<u>\$ 16,207,928,421</u>	<u>\$ 20,867,429,000</u>

LIABILITIES, RESERVES, AND FUND BALANCES

TOTAL ASSETS	DUE TO U.S. TREASURY	RESERVE FOR RECEIVABLES AND BENEFIT PAYMENTS	RESERVE FOR MEMBER CONTRIBUTIONS	RESERVE FOR ACTUARIAL DEFICIENCY	FUND BALANCES	TOTAL LIABILITIES, RESERVES, AND FUND BALANCES
\$ 17,667,080,275	\$ -	\$ -	\$ 552,450,097	\$ 11,704,592,000	\$ 5,410,038,178	\$ 17,667,080,275
886,605	-	-	78,740	-	807,865	886,605
15,680	-	-	-	-	15,680	15,680
216,709,282	-	-	14,731,998	97,108,000	104,869,284	216,709,282
233,120	-	-	-	-	233,120	233,120
18,772,651,962	-	-	5,386,802,820	9,065,729,000	4,320,120,142	18,772,651,962
1,210,646,841	-	-	-	-	1,210,646,841	1,210,646,841
19,632,139	-	-	-	-	19,632,139	19,632,139
56,424,837	-	-	-	-	56,424,837	56,424,837
74,974,338	-	-	-	-	74,974,338	74,974,338
49,538,140	-	-	-	-	49,538,140	49,538,140
43,575	-	-	-	-	43,575	43,575
348,372	-	-	-	-	348,372	348,372
521,797	-	-	-	-	521,797	521,797
237,088	-	-	-	-	237,088	237,088
500,000	-	-	-	-	500,000	500,000
22,600	-	-	-	-	22,600	22,600
21,906	-	-	-	-	21,906	21,906
6,976,789	-	-	-	-	6,976,789	6,976,789
6,306,861	-	-	-	-	6,306,861	6,306,861
5,620,413	-	-	-	-	5,620,413	5,620,413
15,385,019	-	-	-	-	15,385,019	15,385,019
51,865,884	-	-	-	-	51,865,884	51,865,884
245,473	-	-	-	-	245,473	245,473
338,382,768	809,875,583	337,798,730	-	-	(809,291,545)	338,382,768
4,320,924	-	-	-	-	4,320,924	4,320,924
<u>\$ 38,499,592,688</u>	<u>\$ 809,875,583</u>	<u>\$ 337,798,730</u>	<u>\$ 5,954,063,655</u>	<u>\$ 20,867,429,000</u>	<u>\$ 10,530,425,720</u>	<u>\$ 38,499,592,688</u>

**FIDUCIARY FUNDS
PENSION & OTHER TRUST FUNDS
STATEMENT OF CASH RECEIPTS AND DISBURSEMENTS
FISCAL YEAR ENDED JUNE 30, 2011**

RECEIPTS AND TRANSFERS

	CASH AND SHORT TERM INVESTMENTS JULY 1, 2010	TAXES	OTHER RECEIPTS	SALE OF LONG TERM INVESTMENTS	WITHDRAWALS FROM U. S. TREASURY
31001 State Employees' Retirement	\$ 492,438,240	\$ -	\$1,180,129,212	\$ 338,111,409	\$ -
31002 State's Attorneys' Retirement	190,334	-	54,101	-	-
31003 General Assembly Retirement	16,809	-	38	-	-
31004 Judges & Compensation Comm. Retirement	7,981,288	-	7,260,360	13,345,981	-
31005 Public Defenders' Retirement	217,135	-	15,985	-	-
31006 Teachers' Retirement System	982,705,522	-	1,297,803,228	447,197,724	-
31008 Municipal Employees Retirement Fund B	146,463,815	-	122,738,380	12,270,412	-
31009 Police and Firemen Survivors' Benefit	1,233,074	-	1,090,617	987	-
31010 Probate Retirement	6,679,384	-	3,074,011	1,468,487	-
31011 OPEB State Employees'	44,406,317	-	544,771,372	-	-
31012 OPEB Teachers'	64,977,723	-	78,121,012	-	-
34008 Alternate Retirement	33,823	-	36,992,408	-	-
35001 Health Club Guaranty	326,292	-	37,076	-	-
35002 Real Estate Guaranty	500,000	-	71,159	-	-
35003 Home Improvement Guaranty	126,175	-	2,724,759	-	-
35004 Brokered Transactions Guaranty Fund	500,000	-	-	-	-
35005 Itinerant Vendor Guaranty Fund	18,400	-	4,200	-	-
35006 New Home Construction Guaranty Fund	304,425	-	170,663	-	-
35007 Tobacco Health Trust Fund	6,452,472	-	11,351	-	-
35008 Biomedical Research Trust Fund	8,504,569	-	10,367	-	-
35009 Endowed Chair Investment	5,665,203	-	10,126	-	-
35010 Connecticut Arts Endowment	1,071,108	-	673,054	-	-
35011 Soldiers', Sailors' and Marines' Trust	1,181,597	-	2,476,025	-	-
35012 Various Treasurer's Trust Funds	247,002	-	1,340	-	-
35014 Unemployment Compensation Fund	324,447	791,419,798	1,367,157,287	-	2,333,667,058
35015 John Dempsey Hospital Malpractice Trust	12,157,242	-	2,163,682	-	-
Totals	<u>\$1,784,722,396</u>	<u>\$791,419,798</u>	<u>\$4,647,561,813</u>	<u>\$ 812,395,000</u>	<u>\$ 2,333,667,058</u>

DISBURSEMENTS

INTERFUND TRANSFERS	TOTALS	DISTRIBUTIONS	TRANSFER TO TRUST FUND AND DEPOSITS IN U.S. TREASURY	PURCHASE OF LONG TERM INVESTMENTS	TOTAL DISBURSEMENTS	CASH AND SHORT TERM INVESTMENTS JUNE 30, 2011
\$ (8,451)	\$ 2,010,670,410	\$ 1,318,653,726	\$ -	\$ 409,690,000	\$ 1,728,343,726	\$ 282,326,684
-	244,435	-	-	9,100	9,100	235,335
-	16,847	1,167	-	-	1,167	15,680
-	28,587,629	19,401,800	-	5,290,000	24,691,800	3,895,829
-	233,120	-	-	-	-	233,120
(7,429)	2,727,699,045	1,487,231,501	-	652,812,300	2,140,043,801	587,655,244
710	281,473,317	99,041,303	-	128,737,000	227,778,303	53,695,014
-	2,324,678	923,913	-	207,000	1,130,913	1,193,765
3,665,108	14,886,990	7,051,081	-	3,292,000	10,343,081	4,543,909
41,836	589,219,525	514,244,122	-	-	514,244,122	74,975,403
45,094	143,143,829	93,636,745	-	-	93,636,745	49,507,084
-	37,026,231	36,982,656	-	-	36,982,656	43,575
213	363,581	15,393	-	-	15,393	348,188
363	571,522	50,000	-	-	50,000	521,522
124	2,851,058	2,614,260	-	-	2,614,260	236,798
-	500,000	-	-	-	-	500,000
-	22,600	-	-	-	-	22,600
224	475,312	453,419	-	-	453,419	21,893
508,643	6,972,466	-	-	-	-	6,972,466
(494,504)	8,020,432	1,716,487	-	-	1,716,487	6,303,945
3,719	5,679,048	61,627	-	-	61,627	5,617,421
-	1,744,162	767,185	-	2,461	769,646	974,516
(2,265,642)	1,391,980	-	-	-	-	1,391,980
167	248,509	3,166	-	-	3,166	245,343
(2,464,207)	4,490,104,383	2,333,667,058	2,155,853,287	-	4,489,520,345	584,038
(10,000,000)	4,320,924	-	-	-	-	4,320,924
<u>\$ (10,974,032)</u>	<u>\$ 10,358,792,033</u>	<u>\$ 5,916,516,609</u>	<u>\$ 2,155,853,287</u>	<u>\$ 1,200,039,861</u>	<u>\$ 9,272,409,757</u>	<u>\$ 1,086,382,276</u>

**FIDUCIARY FUNDS
 AGENCY FUNDS
 BALANCE SHEET
 June 30, 2011**

EXHIBIT H-a

	ASSETS		FUND BALANCES	
	CASH AND SHORT TERM INVESTMENTS	TOTAL ASSETS	FUND BALANCES	TOTAL FUND BALANCES
34001 Fines Awaiting Distribution	\$ 2,074,465	\$ 2,074,465	\$ 2,074,465	\$ 2,074,465
34002 Social Services Support	393,463	393,463	393,463	393,463
34003 Funds Awaiting Distribution	34,478,247	34,478,247	34,478,247	34,478,247
34004 Betting Taxes	258,366	258,366	258,366	258,366
34006 Superior Court Condemnation Awards	<u>5,470,587</u>	<u>5,470,587</u>	<u>5,470,587</u>	<u>5,470,587</u>
Totals	\$ <u>42,675,128</u>	\$ <u>42,675,128</u>	\$ <u>42,675,128</u>	\$ <u>42,675,128</u>

SUNDRY

Statements:

SCHEDULE I	All Funds – Expenditures Classified by Current Expenses, Fixed Charges and Capital Outlay
SCHEDULE J	Inventories Classified by Object
SCHEDULE K	Valuation of Property

ALL FUNDS - EXPENDITURES CLASSIFIED BY CURRENT EXPENSES, FIXED CHARGES, AND CAPITAL OUTLAY
FISCAL YEAR ENDED JUNE 30, 2011
(In Thousands)

	PERSONAL SERVICES	OTHER CURRENT EXPENSES	FIXED CHARGES	CAPITAL OUTLAY	TOTALS
GENERAL FUND					
Legislative					
Legislative Management	\$ 38,894	\$ 12,520	\$ 1,839	\$ 667	\$ 53,920
Auditors of Public Accounts	9,986	694	-	5	10,685
Commission on the Status of Women	391	35	-	-	426
Commission on Children	330	11	-	-	341
Commission on Latino and Puerto Rican Affairs	233	31	-	-	264
African-American Affairs Commission	180	13	-	-	193
Commission on Aging	241	4	-	-	245
Asian Pacific American Affairs	34	1	-	-	35
Total Legislative	50,289	13,309	1,839	672	66,109
General Government					
Governor's Office	2,135	213	178	-	2,526
Secretary of the State	1,295	412	5,217	-	6,924
Lieutenant Governor's Office	475	30	-	-	505
Elections Enforcement Commission	1,286	197	2,713	-	4,196
Ethics Commission	1,407	73	20	8	1,508
Freedom of Information Commission	1,714	140	-	11	1,865
Judicial Selection Commission	72	11	-	-	83
State Treasurer	3,073	186	-	-	3,259
State Comptroller	20,514	3,677	19	-	24,210
Department of Revenue Services	55,772	7,186	63	-	63,021
Division of Special Revenue	3,153	597	2	-	3,752
Office of Policy and Management	11,901	1,672	113,952	-	127,525
Department of Veterans Affairs	22,287	5,691	510	-	28,488
Office of Workforce Competitiveness	284	72	1,866	-	2,222
Department of Administrative Services	19,335	629	18,156	-	38,120
Department of Information Technology	6,284	5,535	27,994	-	39,813
Department of Public Works	6,227	25,368	19,712	-	51,307
Attorney General	26,707	1,073	-	-	27,780
Division of Criminal Justice	45,054	2,392	1,210	-	48,656
Board of Accountancy	304	26	-	-	330
Total General Government	229,279	55,180	191,612	19	476,090
Regulation and Protection					
Department of Public Safety	123,869	27,745	9,454	-	161,068
Department of Emergency Management and Homeland Security	2,710	366	-	-	3,076
Police Officer Standards & Training Council	1,668	591	-	-	2,259
Board of Firearms Permit Examiners	71	8	-	-	79
Military Department	3,049	2,071	816	-	5,936
Commission on Fire Prevention and Control	1,629	557	1,096	-	3,282
Department of Consumer Protection	9,112	938	-	-	10,050
Department of Labor	7,647	977	58,181	-	66,805
Office of Victim Advocate	274	15	-	-	289
Commission on Human Rights and Opportunities	5,270	336	5	-	5,611
Protection and Advocacy for Persons with Disabilities	2,378	212	-	-	2,590
Office of the Child Advocate	597	30	94	-	721
Total Regulation and Protection	158,274	33,846	69,646	-	261,766
Conservation and Development					
Department of Agriculture	3,528	684	471	-	4,683
Connecticut Agricultural Experiment Station	5,486	882	305	-	6,673
Department of Environmental Protection	31,532	2,391	37,277	-	71,200
Council on Environmental Quality	152	-	-	-	152
Commission on Arts, Tourism, Culture, History and Film	2,558	156	12,558	-	15,272
Department of Economic & Community Development	5,982	686	19,272	-	25,940

SCHEDULE I

	PERSONAL SERVICES	OTHER CURRENT EXPENSES	FIXED CHARGES	CAPITAL OUTLAY	TOTALS
Total Conservation and Development	49,238	4,799	69,883	-	123,920
Health and Hospitals					
Department of Public Health	31,195	3,824	47,860	-	82,879
Office of the Chief Medical Examiner	4,608	721	13	4	5,346
Department of Developmental Services	264,654	22,402	683,015	-	970,071
Department of Mental Health & Addiction Services	181,609	27,019	448,403	-	657,031
Psychiatric Security Review Board	317	26	-	-	343
Total Health and Hospitals	482,383	53,992	1,179,291	4	1,715,670
Transportation					
Department of Transportation	-	-	-	-	-
Total Transportation	-	-	-	-	-
Human Services					
Department of Social Services	105,770	85,989	5,195,776	-	5,387,535
Total Human Services	105,770	85,989	5,195,776	-	5,387,535
Education, Museums, Libraries					
Department of Education	135,743	20,059	2,552,340	300	2,708,442
Board of Education and Services for the Blind	3,921	658	6,567	-	11,146
Commission on the Deaf and Hearing Impaired	479	96	389	-	964
State Library	5,213	701	5,152	-	11,066
Department of Higher Education	2,436	103	67,064	-	69,603
Charter Oak College	-	2,152	739	-	2,891
University of Connecticut	-	219,438	13,217	-	232,655
University of Connecticut Health Center	-	118,661	506	-	119,167
Teachers' Retirement Board	1,457	928	581,593	-	583,978
Regional Community-Technical Colleges	-	155,576	2,706	-	158,282
Connecticut State University	-	154,630	7,641	-	162,271
Total Education, Museums, Libraries	149,249	673,002	3,237,914	300	4,060,465
Corrections					
Department of Correction	433,096	75,374	167,545	-	676,015
Department of Children and Families	263,096	36,029	509,224	-	808,349
Total Corrections	696,192	111,403	676,769	-	1,484,364
Judicial					
Judicial Department	314,757	70,197	111,193	219	496,366
Public Defender Services Commission	36,564	1,787	11,503	-	49,854
Child Protection Commission	518	131	13,043	-	13,692
Total Judicial	351,839	72,115	135,739	219	559,912
Non-Functional					
Debt Service	-	-	1,446,428	-	1,446,428
UConn 2000 Debt Service	-	-	113,497	-	113,497
CHEFA Day Care Security	-	4,398	-	-	4,398
Pension Obligation Bonds	-	65,349	-	-	65,349
Workers' Compensation Claims	-	26,374	-	-	26,374
Judicial Review Council	111	17	-	-	128
Refunds of Escheated Property	-	51,947	-	-	51,947
Adjudicated Claims	-	5,777	-	-	5,777
Death Benefits for State Employees	-	-	6	-	6
Maintenance of County Base Fire Radio Network	-	-	25	-	25
Maintenance of Statewide Fire Radio Network	-	-	17	-	17
Police Association of Connecticut	-	-	149	-	149
Connecticut State Firefighters Association	-	-	195	-	195
Interstate Environmental Commission	-	-	49	-	49

SCHEDULE I

	PERSONAL SERVICES	OTHER CURRENT EXPENSES	FIXED CHARGES	CAPITAL OUTLAY	TOTALS
Reimbursements to Towns-Tax Loss on State Property	-	-	73,519	-	73,519
Reimbursements to Towns-Tax Loss on Private Tax-Exempt	-	-	115,432	-	115,432
Unemployment Compensation	-	7,453	-	-	7,453
Employees Retirement Contributions	-	563,329	-	-	563,329
Higher Education Alternative Retirement System	-	22,610	-	-	22,610
Pension and Retirements - Other Statutory	-	1,781	-	-	1,781
Group Life Insurance	-	8,255	-	-	8,255
Tuition Reimbursement - Training and Travel	-	3,337	-	-	3,337
Employer Social Security Tax	-	217,707	-	-	217,707
State Employees Health Service Cost	-	490,632	-	-	490,632
Retired Employees Health Service Cost	-	490,899	-	-	490,899
Total Non-Functional	111	1,959,865	1,749,317	-	3,709,293
Total Budgeted Appropriations-General Fund	2,272,624	3,063,500	12,507,786	1,214	17,845,124
Federal and Other Grants-General	248,129	281,786	1,530,548	39,792	2,100,255
Federal and Other Grants-Transportation	65,387	149,439	7,339	553,581	775,746
Special Revenue Funds	1,816,077	1,271,162	664,922	47,893	3,800,054
Debt Service Funds	-	163,038	290,185	-	453,223
Capital Projects Funds	34,022	149,431	416,471	384,944	984,868
Internal Service Funds	15,322	22,839	301	12,228	50,690
Enterprise Funds	154,788	285,861	46,150	432	487,231
Totals	\$ 4,606,349	\$ 5,387,056	\$ 15,463,702	\$ 1,040,084	\$ 26,497,191

Note: Total expenditures are net of interfund transfers.

SCHEDULE J**INVENTORIES CLASSIFIED BY OBJECT**

(In Thousands)

	2007	2008	2009	2010
Land	\$ 543,754	\$ 554,670	\$ 524,558	\$ 649,186
Site Improvements	735,357	754,594	768,336	779,904
Buildings	8,759,013	9,532,310	9,052,119	6,747,548
Furnishings and Equipment	2,613,515	2,482,644	2,797,883	2,894,624
Paintings	429,227	450,190	477,535	381,045
Stores and Supplies	50,764	42,876	41,617	40,696
Property of U.S. Government	24,395	24,395	24,395	-
Other Property Not Owned By State	5,982	5,241	5,108	4,346
Totals	\$ 13,162,007	\$ 13,846,920	\$ 13,691,551	\$ 11,497,349

Note: FY 2009 amounts have been restated due to audit adjustments and the implementation of GASB Statement No. 51 Accounting and Financial Reporting for Intangible Assets.

VALUATION OF PROPERTY AS OF JUNE 30, 2010

(In Thousands)

SCHEDULE K

	REAL PROPERTY	PERSONAL PROPERTY	TOTALS
Legislative Management	\$ 156,585	\$ 27,000	\$ 183,585
Auditors of Public Accounts	-	277	277
Governor's Office	-	155	155
Secretary of State	-	3,078	3,078
Lieutenant Governor's Office	-	25	25
Elections Enforcement Commission	-	547	547
Ethics Commission	-	78	78
Freedom of Information Commission	-	187	187
Judicial Selection Commission	-	6	6
State Treasurer	23	1,555	1,578
State Comptroller	568	116,459	117,027
Department of Revenue Services	-	10,875	10,875
Division of Special Revenue	-	1,876	1,876
Office of Policy and Management	289,278	4,227	293,505
Department of Veterans Affairs	44,176	6,272	50,448
Office of Workforce Competitiveness	-	30	30
Department of Administrative Services	681	159,012	159,693
Department of Public Works	193,461	33,334	226,795
Attorney General	-	1,783	1,783
Division of Criminal Justice	5,263	4,079	9,342
Department of Public Safety	51,493	120,434	171,927
Police Officer Standards and Training Council	210	2,203	2,413
Board of Firearms Permit Examiners	-	1	1
Department of Motor Vehicles	17,737	10,787	28,524
Military Department	139,494	3,121	142,615
Board of Accountancy	-	12	12
Commission of Fire Prevention and Control	13,500	2,615	16,115
Department of Banking	-	922	922
Department of Insurance	-	1,150	1,150

SCHEDULE K

	REAL PROPERTY	PERSONAL PROPERTY	TOTALS
Connecticut Siting Council	-	124	124
Office of Consumer Counsel	-	90	90
Department of Public Utility Control	-	1,437	1,437
Department of Consumer Protection	-	1,745	1,745
Department of Labor	12,114	14,947	27,061
Office of Victim Advocate	-	37	37
Commission on Human Rights and Opportunities	-	156	156
Office of Advocacy for Persons with Disabilities	-	96	96
Office of Child Advocate	-	50	50
Workers' Compensation Commission	32	1,009	1,041
Department of Agriculture	15,956	1,067	17,023
Department of Environmental Protection	486,070	40,099	526,169
Connecticut Historical Commission	2,393	5,351	7,744
Department of Economic and Community Development	1,100	467	1,567
Connecticut Agricultural Experiment Station	10,357	14,150	24,507
Department of Public Health	-	26,005	26,005
Office of the Medical Examiner	6,379	1,572	7,951
Department of Mental Retardation	102,582	10,779	113,361
Department of Mental Health and Addiction Services	149,772	11,132	160,904
Department of Transportation	750,675	733,977	1,484,652
Department of Social Services	667	13,658	14,325
Soldiers, Sailors and Marines Fund	-	98	98
Department of Education	613,023	53,713	666,736
State Board of Education and Services for the Blind	-	3,443	3,443
Commission on the Deaf and Hearing Impaired	-	72	72
State Library	2,060	310,285	312,345
Department of Higher Education	-	363	363
University of Connecticut	2,167,634	947,907	3,115,541
Charter Oak College	2,431	2,818	5,249
Teachers Retirement Board	-	1,412	1,412
Regional Community-Technical Colleges	584,852	83,801	668,653
State University	1,185,751	250,435	1,436,186
Department of Correction	699,719	60,835	760,554
Department of Children and Families	101,459	126,046	227,505
Judicial Department	368,526	79,774	448,300
Probate Court Administration	616	999	1,615
Public Defender Services Commission	-	2,446	2,446
Judicial Review Council	-	3	3
Emergency Management & Homeland Security	-	6,214	6,214
Totals	\$ 8,176,637	\$ 3,320,712	\$ 11,497,349

STATE OF CONNECTICUT

OFFICE OF THE STATE COMPTROLLER ORGANIZATION

Kevin Lembo

State Comptroller

Martha Carlson

Deputy Comptroller

ACCOUNTS PAYABLE DIVISION

Mark Aronowitz

Director

RETIREMENT SERVICES DIVISION

Brenda Halpin

Director

HEALTHCARE POLICY & BENEFIT DIVISION

Thomas Woodruff

Director

PAYROLL SERVICES DIVISION

Gary Reardon

Director

MANAGEMENT SERVICES DIVISION

Nancy McMahon

Director

BUDGET AND FISCAL ANALYSIS DIVISION

John Clark

Director

Gerardo Villa, CPA

Assistant Director

Accounting Services

Nancy Walsh

Julie Wilson

Christopher Bacon

Thomas Deasy

Richard Haley

Anthony Torcia

Yvette Jenkins

Joann Lacaria

Uma Prasad

Brian Connery

Sylvia Caraballo

Anne Akerele