

## ACCOUNTING BASIS OF THE REPORT

This report has been prepared on a modified cash basis of accounting, consistent with the prior fiscal year.

Expenditures are charged against appropriations of the year in which they are paid.

Revenues are recognized when received except, in the General and Transportation Funds, for certain accrued taxes and Indian gaming payments which are recognized when earned. The amount of accrued taxes and Indian gaming payments recorded at June 30, 2010, and June 30, 2009, are as follows:

|                                   | Fiscal Year Ended June 30,<br>(In Thousands) |                     |
|-----------------------------------|--|---------------------|
|                                   | <u>2010</u>                                  | <u>2009</u>         |
| <b><u>General Fund</u></b>        |  |                     |
| Taxes:                            |  |                     |
| Personal Income                   | \$ 476,774                                   | \$ 464,910          |
| Sales and Use                     | 322,518                                      | 302,272             |
| Petroleum Companies               | 70,620                                       | 63,050              |
| Public Service Corporations       | 65,147                                       | 60,800              |
| Corporation                       | 20,701                                       | 17,801              |
| Nursing Home Provider             | 28,105                                       | 28,998              |
| Real Estate Conveyance            | 14,616                                       | 12,950              |
| Cigarettes                        | 19,480                                       | 21,099              |
| Alcoholic Beverages               | 5,207  | 4,656               |
| Indian Gaming Payments            | <u>28,975</u>                                | <u>29,913</u>       |
| <b>Total General Fund</b>         | <u>1,052,143</u>                             | <u>1,006,449</u>    |
| <br>                              |  |                     |
| <b><u>Transportation Fund</u></b> |  |                     |
| Gasoline                          | 32,597                                       | 31,863              |
| Special Motor Fuel                | 9,840  | 8,851               |
| Motor Carrier Road                | <u>1,578</u>                                 | <u>1,356</u>        |
| <b>Total Transportation Fund</b>  | <u>44,015</u>                                | <u>42,070</u>       |
| <br>                              |  |                     |
| <b>Totals</b>                     | <u>\$ 1,096,158</u>                          | <u>\$ 1,048,519</u> |



**State of Connecticut**

*Public Document No. 1*

---

---

REPORT OF THE

**State Comptroller**

TO THE

**Governor**

**For the Fiscal Year Ended June 30, 2010**

**HARTFORD**  
**PUBLISHED BY THE STATE**

*This publication will be made available, upon request, in large print, Braille or audio cassette pursuant to the requestor's requirements.*

---

---

## TABLE OF CONTENTS

|                                     |                    |
|-------------------------------------|--------------------|
| Accounting Basis of the Report..... | Inside Front Cover |
| Letter of Transmittal.....          | 3                  |
| Independent Auditors' Report.....   | 5                  |

### **Exhibits and Schedules**

|   |     |
|---|-----|
| All Funds.....  | 9   |
| General Fund.....   | 15  |
| Special Revenue Funds (Includes Transportation Fund and Grant Funds)..... | 31  |
| Debt Service Funds.....   | 61  |
| Capital Projects Funds.....   | 65  |
| Internal Service Funds.....   | 87  |
| Enterprise Funds.....   | 91  |
| Fiduciary Funds.....  | 95  |
| Sundry.....   | 101 |
| Office of the State Comptroller Organization Chart.....                   | 107 |



NANCY WYMAN  
COMPTROLLER

STATE OF CONNECTICUT  
OFFICE OF THE STATE COMPTROLLER  
55 ELM STREET  
HARTFORD, CONNECTICUT 06106-1775

MARK E. OJAKIAN  
DEPUTY COMPTROLLER

LETTER OF TRANSMITTAL

December 31, 2010

The Honorable M. Jodi Rell  
Governor of the State of Connecticut  
State Capitol  
Hartford, Connecticut

Dear Governor Rell:

I write to provide you with the *Annual Report of the State Comptroller* for Fiscal Year 2010. These statements have been prepared on the budgetary, modified cash basis of accounting.

For Fiscal Year 2010, General Fund expenditures exceeded regular operating revenue by \$843.1 million. The operating shortfall in the General Fund was more than offset by net transfers of \$1,323.6 million. Budget Reserve Fund transfers represented \$1,278.5 million of the total Fiscal Year 2010 transfer activity. The remaining balance in the Budget Reserve Fund is \$103.3 million, which is dedicated for use in Fiscal Year 2011.

After adjusting for transfers and other actions as detailed on Schedule B-1, the General Fund ended Fiscal Year 2010 with a balance of \$449.9 million. This balance has been reserved for General Fund operations in Fiscal Year 2011.

Total General Fund spending in Fiscal Year 2010 was \$26.8 million below the prior fiscal year, a decline of 0.2 percent. The lack of growth was partially attributable to payment deferrals; however even after adjusting for the deferrals, spending growth was historically low. By contrast, in the three fiscal years preceding Fiscal Year 2010, General Fund spending increased at an average annual rate of 6 percent, adding \$2.7 billion in expenditures over the period.

In the five largest General Fund spending categories—Medicaid, state employee salary and wages, education equalization grants to towns, debt service payments, and higher education grants—only debt service posted noteworthy growth in Fiscal Year 2010 up 6.5 percent or \$89.3 million from Fiscal Year 2009. The other four spending categories posted a combined decline in outlays of \$204 million from the prior year. The largest drop was in state employee salary and wages, which was down \$188.5 million.

General Fund revenue in Fiscal Year 2010 increased \$1,987.7 million or 12.7 percent. The largest portion of this increase was attributable to transfers, most notably transfers from the Budget Reserve Fund as discussed above. In addition, tax and fee increases enacted in 2009 contributed to the growth in revenue.

Honorable M. Jodi Rell  
December 31, 2010  
Page 2

General Fund revenue from taxes underperformed budget expectations by \$33.5 million. Despite notable tax increases, General Fund tax revenue growth was 1.7 percent between Fiscal Years 2009 and 2010, which was well below the historical growth rate of over 5 percent. General Fund tax revenue in 2010 was \$1.6 billion below Fiscal Year 2008 receipts.

Non-tax General Fund revenue was largely supported by federal stimulus dollars. General Fund federal grant receipts grew by \$446.8 million or 12.3 percent in Fiscal Year 2010 as compared to the prior year. General Fund federal grant receipts in Fiscal Year 2010 were \$1.4 billion higher than in Fiscal Year 2008.

The stagnant tax revenues experienced in Fiscal Year 2010 were the result of a poor economy through much of the fiscal year. During Fiscal Year 2010, Connecticut lost 1,800 payroll jobs. During the first six months of the fiscal year job losses totaled 15,100 payroll positions; in the second half of the fiscal year the state regained 13,300 of the lost jobs. The unemployment rate for Connecticut at the end of Fiscal Year 2010 was 8.8 percent. Nationally, monthly retail sales were up 5.2 percent at the close of Fiscal Year 2010 from the same period one year ago. Again, retail sales growth was not experienced until the latter part of the fiscal year. Existing home sales and the stock market both rebounded during Fiscal Year 2010. The overall economy as measured by Gross Domestic Product showed solid growth in the middle of Fiscal Year 2010, but had slowed to growth of just 1.6 percent in the last quarter of the fiscal year.

The Transportation Fund ended Fiscal Year 2010 with a balance of \$105.4 million. The Fiscal Year 2010 ending balance was increased by \$11.8 million through the year's operations. Fiscal Year 2010 expenditures were \$26.8 million or 2.4 percent below the prior year; revenues were \$85.2 million or 8.2 percent above the prior year's level.


This report is available on-line at my web site or can be obtained in hard copy upon specific request.

Sincerely,

A handwritten signature in black ink, appearing to read "Nancy Wyman". The signature is fluid and cursive, with the first name being the most prominent.

Nancy Wyman  
State Comptroller

STATE OF CONNECTICUT



AUDITORS OF PUBLIC ACCOUNTS

STATE CAPITOL

210 CAPITOL AVENUE

HARTFORD, CONNECTICUT 06106-1559

KEVIN P. JOHNSTON

ROBERT G. JAEKLE

INDEPENDENT AUDITORS' REPORT

Governor M. Jodi Rell  
Members of the General Assembly

We have audited the accompanying combined civil list financial statements of the State of Connecticut as of and for the year ended June 30, 2010, as listed in the beginning of this report. These combined civil list financial statements are the responsibility of the State's management. Our responsibility is to express an opinion on these combined civil list financial statements based on our audit. We did not audit the financial statements of the Special Transportation Fund which represent 10 percent and 21 percent, respectively, of the assets and receipts of the Special Revenue Funds; we did not audit the financial statements of the Transportation Special Tax Obligations Fund, which represent 93 percent and 95 percent, respectively, of the assets and receipts of the Debt Service Funds; and we did not audit the financial statements of the Clean Water Fund-Federal Account, the Drinking Water Fund-Federal Account, which represent 87 percent and 27 percent, respectively, of the assets and receipts of the Enterprise Funds. Those financial statements were audited by other auditors whose reports thereon have been furnished to us, and our opinion, insofar as it relates to the amounts included for the aforementioned funds and accounts, is based solely on the reports of other auditors. All of the aforementioned audits were conducted in accordance with auditing standards generally accepted in the United States of America. In addition, the audits of the Special Transportation Fund, Transportation Special Tax Obligations Fund, Clean Water Fund-Federal Account and Drinking Water Fund-Federal Account were conducted in accordance with standards applicable to financial audits contained in *Government Auditing Standards*, issued by the Comptroller General of the United States.

We conducted our audit in accordance with auditing standards generally accepted in the United States of America and the standards applicable to financial audits contained in *Government Auditing Standards*, issued by the Comptroller General of the United States. Those standards require that we plan and perform the audit to obtain reasonable assurance about whether the general purpose financial statements are free of material misstatement. An audit includes examining, on a test basis, evidence supporting the amounts and disclosures in the combined civil list financial statements. An audit also includes assessing the accounting principles used and significant estimates made by management, as well as evaluating the overall combined civil list financial statement presentation. We believe that our audit and the reports of other auditors provide a reasonable basis for our opinion.

As discussed in the note presented on the inside cover of this report, the State of Connecticut has prepared these financial statements using accounting practices prescribed by the State Comptroller, which practices differ from accounting principles generally accepted in the United States of America. The effects on the financial statements of the variances between these regulatory accounting practices and accounting principles generally accepted in the United States of America, although not reasonably determinable, are presumed to be material.

The financial statements referred to above present only the civil list funds of the State of Connecticut and are not intended to present fairly the financial position and results of operations of the State of Connecticut in conformity with accounting principles generally accepted in the United States of America. Management has not presented government-wide financial statements to display the financial position and changes in financial position of its governmental activities, business-type activities, and discretely prepared component units. Management also has not provided notes to the financial statements, a management discussion and analysis, and information on depreciation expense, disclosure of all types of debt and infrastructure assets on the financial statements. All of which has been determined as necessary by accounting principles generally accepted in the United States of America.

In our opinion, because of the effects of the matters discussed in the preceding paragraphs, the financial statements referred to above do not present fairly, in conformity with accounting principles generally accepted in the United States of America, the financial position of the State of Connecticut, as of June 30, 2010, or the changes in financial position, or where applicable its cash transactions for the year then ended.

In our opinion, based on our audit and the reports of other auditors, the financial statements referred to above present fairly, in all material respects, the respective financial position of the combined civil list funds as of June 30, 2010, and the cash transactions of such funds for the year then ended, in conformity with the basis of accounting described in the note presented on the inside cover of this report.

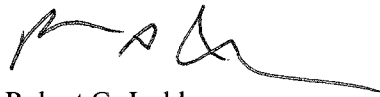
In accordance with *Government Auditing Standards*, we have also issued our report dated December 30, 2010, on our consideration of the State of Connecticut's internal control over budgetary-basis financial reporting and on our tests of its compliance with certain provisions of laws, regulations, contracts and grants. That report is an integral part of an audit performed in accordance with *Government Auditing Standards* and should be read in conjunction with this report in considering the results of our audit.

Our audit was performed for the purpose of forming an opinion on the combined civil list financial statements of the State of Connecticut taken as a whole. The combining and individual fund and account group financial statements and schedules, listed in the table of contents of the Annual Report of the State Comptroller, are presented for purposes of additional analysis and are not a required part of the combined civil list financial statements. Such information has been subjected to the auditing procedures applied in the audit of the combined civil list financial statements and, in our opinion, is fairly presented, in all material respects, in relation to the combined civil list financial statements taken as a whole.

We did not audit the data included in the sundry section of the Annual Report of the State Comptroller, and accordingly, express no opinion thereon.




Kevin P. Johnston  
Auditor of Public Accounts



Robert G. Jaekle  
Auditor of Public Accounts

December 30, 2010  
State Capitol  
Hartford, Connecticut

STATE OF CONNECTICUT



AUDITORS OF PUBLIC ACCOUNTS

STATE CAPITOL

210 CAPITOL AVENUE

HARTFORD, CONNECTICUT 06106-1559

KEVIN P. JOHNSTON

ROBERT G. JAEKLE

**INDEPENDENT AUDITORS' REPORT  
ON INTERNAL CONTROL OVER FINANCIAL REPORTING AND ON COMPLIANCE AND  
OTHER MATTERS BASED ON AN AUDIT OF FINANCIAL STATEMENTS PERFORMED IN  
ACCORDANCE WITH *GOVERNMENT AUDITING STANDARDS***

Governor M. Jodi Rell  
Members of the General Assembly

We have audited the combined civil list financial statements of the State of Connecticut, as of and for the year ended June 30, 2010 and have issued our report thereon dated December 30, 2010. As stated in our report on the basic financial statements, we did not audit the financial statements of certain agencies and funds. Those financial statements were audited by other auditors whose reports, including their reports on internal control over financial reporting and on compliance have been furnished to us, and our report on the basic financial statements and this report, insofar as it relates to the amounts included for those agencies, funds, and component units and their internal control over financial reporting and compliance, is based on the reports of the other auditors. We conducted our audit in accordance with auditing standards generally accepted in the United States of America and the standards applicable to financial audits contained in *Government Auditing Standards*, issued by the Comptroller General of the United States. In addition, the audits of the Special Transportation Fund, Transportation Special Tax Obligations Fund, Clean Water Fund-Federal Account and Drinking Water Fund-Federal Account were conducted in accordance with standards applicable to financial audits contained in *Government Auditing Standards*, issued by the Comptroller General of the United States.

**Internal Control Over Financial Reporting:**

In planning and performing our audit, we considered the State of Connecticut's internal control over budgetary-basis financial reporting as a basis for designing our auditing procedures for the purpose of expressing our opinion on the combined civil list financial statements, but not for the purpose of expressing an opinion on the effectiveness of the State of Connecticut's internal control over budgetary-basis financial reporting. Accordingly we do not express an opinion on the effectiveness of the State of Connecticut's internal control over budgetary -basis financial reporting.

Our consideration of internal control over financial reporting was for the limited purpose described in the preceding paragraph and would not necessarily identify all deficiencies in internal control over financial reporting that might be significant deficiencies or material weaknesses. However, as discussed below, we identified a deficiency in internal control over financial reporting that we consider to be a significant deficiency.



A control deficiency exists when the design or operation of a control does not allow management or employees, in the normal course of performing their assigned functions, to prevent or detect misstatements on a timely basis. A significant deficiency is a control deficiency, or a combination of control deficiencies, that adversely affects the entity's ability to initiate, authorize, record, process, or report financial data reliably in accordance with generally accepted accounting principles such that there is more than a remote likelihood that a misstatement of the entity's financial statements that is more than inconsequential will not be prevented or detected by the entity's internal control. We consider the failure of the State Comptroller to produce its budgetary-basis financial statements in compliance with generally accepted accounting principles to be a significant deficiency in internal control over financial reporting.

A material weakness is a significant deficiency, or combination of significant deficiencies, that results in more than a remote likelihood that a material misstatement of the financial statements will not be prevented or detected by the entity's internal control.

Our consideration of the internal control over budgetary-basis financial reporting was for the limited purpose described in the first paragraph of this section and would not necessarily identify all significant deficiencies that are also considered material weaknesses. However, we consider the failure to produce budgetary-basis financial statements in compliance with generally accepted accounting principles to be a material weakness.

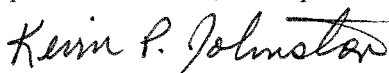
We have noted other matters involving the internal control over budgetary-basis financial reporting that we have reported, or will report, to the State's management in our *Auditors' Report, State Comptroller - State Financial Operations, for the Fiscal Year Ended June 30, 2010*, and in separately issued departmental audit reports covering the fiscal year ended June 30, 2010. The State's management responses to the findings identified in our audits are not audited by us, and accordingly, we express no opinion on them.

#### **Compliance and Other Matters:**

As part of obtaining reasonable assurance about whether the State of Connecticut's budgetary-basis financial statements are free of material misstatement, we performed tests of its compliance with certain provisions of laws, regulations, contracts and grant agreements, noncompliance with which could have a direct and material effect on the determination of financial statement amounts. However, providing an opinion on compliance with those provisions was not an objective of our audit and, accordingly, we do not express such an opinion. The results of our tests disclosed no instances of noncompliance or other matters that are required to be reported under *Government Auditing Standards*.

We have noted certain immaterial instances of noncompliance or other matters that we have reported, or will report, to the State's management in separately issued departmental audit reports covering the fiscal year ended June 30, 2010.

This report is intended solely for the information and use of the Governor, the State Comptroller, the Appropriations Committee of the General Assembly, and the Legislative Committee on Program Review and Investigations and is not intended to be and should not be used by anyone other than these specified parties. However, this report is a matter of public record and its distribution is not limited.



Kevin P. Johnston  
Auditor of Public Accounts



Robert G. Jaekle  
Auditor of Public Accounts

December 30, 2010

# ALL FUNDS

**Statements:**

EXHIBIT A                      Combined Balance Sheet

SCHEDULE A-1                Statement of Cash Receipts and Disbursements

**Comments:**

All funds accounted for by the Office of the State Comptroller are included in these statements.

The Annual Report of the State Treasurer contains information on certain trust funds which are not included in this report.

**STATE OF CONNECTICUT  
COMBINED BALANCE SHEET  
JUNE 30, 2010**

|   | <b>GENERAL<br/>FUND</b>      | <b>SPECIAL<br/>REVENUE<br/>FUNDS</b> | <b>DEBT<br/>SERVICE<br/>FUNDS</b> | <b>CAPITAL<br/>PROJECTS<br/>FUNDS</b> |
|---|------------------------------|--------------------------------------|-----------------------------------|---------------------------------------|
| <b>Assets</b>   |                              |                                      |                                   |                                       |
| Cash and Short Term Investments                               | \$ (547,304,716)             | \$ 1,580,182,194                     | \$ 53,912,875                     | \$ 823,903,785                        |
| Accrued Taxes Receivable                                      | 1,091,117,000                | 44,170,000                           | -                                 | -                                     |
| Accrued Interest Receivable                                   | -                            | 1,166,221                            | -                                 | -                                     |
| Loans Receivable  | -                            | 220,066,706                          | -                                 | -                                     |
| Accounts Receivable   | 28,975,000                   | -                                    | -                                 | -                                     |
| Deposits in U.S. Treasury                                     | -                            | -                                    | -                                 | -                                     |
| Cash and Investments with Trustee                             | -                            | -                                    | 687,751,545                       | -                                     |
| Long Term Investments   | -                            | 437,222                              | -                                 | -                                     |
| Due from Other Funds  | -                            | 508,015                              | -                                 | -                                     |
| Resources Available for Debt Retirement                       | -                            | -                                    | -                                 | -                                     |
| Resources to be Provided in Future Years                      | -                            | -                                    | -                                 | -                                     |
| <b>Total Assets</b>   | <b><u>\$ 572,787,284</u></b> | <b><u>\$ 1,846,530,358</u></b>       | <b><u>\$ 741,664,420</u></b>      | <b><u>\$ 823,903,785</u></b>          |
| <b>Liabilities, Reserves, Fund Balances and Surplus</b>       |                              |                                      |                                   |                                       |
| <b>Liabilities</b>  |                              |                                      |                                   |                                       |
| Bonds Outstanding   | \$ -                         | \$ -                                 | \$ -                              | \$ -                                  |
| Due to Other Funds  | <u>605,117</u>               | <u>-</u>                             | <u>-</u>                          | <u>-</u>                              |
| Total Liabilities   | <u>605,117</u>               | <u>-</u>                             | <u>-</u>                          | <u>-</u>                              |
| <b>Reserves, Fund Balances and Surplus</b>                    |                              |                                      |                                   |                                       |
| Reserve for Petty Cash  | 838,344                      | -                                    | -                                 | -                                     |
| Reserve for Receivables                                       | -                            | 220,066,706                          | -                                 | -                                     |
| Reserve for Benefit Payments                                  | -                            | -                                    | -                                 | -                                     |
| Reserve for Member Contributions                              | -                            | -                                    | -                                 | -                                     |
| Reserve for Actuarial Deficiency                              | -                            | -                                    | -                                 | -                                     |
| Appropriations Continued to FY 2010-2011                      | 121,475,235                  | 5,776,175,328                        | -                                 | 5,168,964,476                         |
| Fund Balance/Unappropriated Surplus (Deficit)                 | <u>449,868,588</u>           | <u>(4,149,711,676)</u>               | <u>741,664,420</u>                | <u>(4,345,060,691)</u>                |
| Total Reserves, Fund Balances and Surplus                     | <u>572,182,167</u>           | <u>1,846,530,358</u>                 | <u>741,664,420</u>                | <u>823,903,785</u>                    |
| <b>Total Liabilities, Reserves, Fund Balances and Surplus</b> | <b><u>\$ 572,787,284</u></b> | <b><u>\$ 1,846,530,358</u></b>       | <b><u>\$ 741,664,420</u></b>      | <b><u>\$ 823,903,785</u></b>          |

**EXHIBIT A**

| INTERNAL<br>SERVICE<br>FUNDS  | FIDUCIARY FUNDS                |                                 |                               |                                 | TOTALS<br>(MEMORANDUM<br>ONLY)  |
|-------------------------------|--------------------------------|---------------------------------|-------------------------------|---------------------------------|---------------------------------|
|                               | ENTERPRISE<br>FUNDS            | PENSION & OTHER<br>TRUST FUNDS  | AGENCY<br>FUNDS               | BONDS<br>OUTSTANDING            |                                 |
| \$ (17,639,662)               | \$ 139,551,301                 | \$ 1,784,722,396                | \$ (14,003,714)               | \$ -                            | \$ 3,803,324,459                |
| -                             | -                              | -                               | -                             | -                               | 1,135,287,000                   |
| -                             | -                              | -                               | -                             | -                               | 1,166,221                       |
| -                             | 935,749,742                    | -                               | -                             | -                               | 1,155,816,448                   |
| -                             | 42,266,277                     | -                               | -                             | -                               | 71,241,277                      |
| -                             | -                              | 204,189,623                     | -                             | -                               | 204,189,623                     |
| -                             | 755,933,464                    | -                               | -                             | -                               | 1,443,685,009                   |
| -                             | -                              | 15,449,074,092                  | -                             | -                               | 15,449,511,314                  |
| 627                           | 11,103                         | 85,372                          | -                             | -                               | 605,117                         |
| -                             | -                              | -                               | -                             | 741,664,420                     | 741,664,420                     |
| -                             | -                              | 20,867,429,000                  | -                             | 16,967,360,580                  | 37,834,789,580                  |
| <b><u>\$ (17,639,035)</u></b> | <b><u>\$ 1,873,511,887</u></b> | <b><u>\$ 38,305,500,483</u></b> | <b><u>\$ (14,003,714)</u></b> | <b><u>\$ 17,709,025,000</u></b> | <b><u>\$ 61,841,280,468</u></b> |
| \$ -                          | \$ -                           | \$ -                            | \$ -                          | \$ 17,709,025,000               | \$ 17,709,025,000               |
| -                             | -                              | -                               | -                             | -                               | 605,117                         |
| -                             | -                              | -                               | -                             | 17,709,025,000                  | 17,709,630,117                  |
| -                             | -                              | -                               | -                             | -                               | 838,344                         |
| -                             | 978,016,019                    | -                               | -                             | -                               | 1,198,082,725                   |
| -                             | -                              | 204,189,623                     | -                             | -                               | 204,189,623                     |
| -                             | -                              | 5,954,063,655                   | -                             | -                               | 5,954,063,655                   |
| -                             | -                              | 20,867,429,000                  | -                             | -                               | 20,867,429,000                  |
| 12,847,411                    | 616,881,208                    | -                               | -                             | -                               | 11,696,343,658                  |
| (30,486,446)                  | 278,614,660                    | 11,279,818,205                  | (14,003,714)                  | -                               | 4,210,703,346                   |
| (17,639,035)                  | 1,873,511,887                  | 38,305,500,483                  | (14,003,714)                  | -                               | 44,131,650,351                  |
| <b><u>\$ (17,639,035)</u></b> | <b><u>\$ 1,873,511,887</u></b> | <b><u>\$ 38,305,500,483</u></b> | <b><u>\$ (14,003,714)</u></b> | <b><u>\$ 17,709,025,000</u></b> | <b><u>\$ 61,841,280,468</u></b> |

**STATE OF CONNECTICUT  
 COMBINED STATEMENT OF CASH RECEIPTS AND DISBURSEMENTS  
 FISCAL YEAR ENDED JUNE 30, 2010**

|   | <b>GENERAL<br/>FUND</b>        | <b>SPECIAL<br/>REVENUE<br/>FUNDS</b> | <b>DEBT<br/>SERVICE<br/>FUNDS</b> |
|---|--------------------------------|--------------------------------------|-----------------------------------|
| <b>Cash and Short Term Investments, July 1, 2009</b>  | <b>\$ (1,863,042,478)</b>      | <b>\$ 2,905,763,378</b>              | <b>\$ 52,868,122</b>              |
| <b>Receipts and Transfers:</b>                        |                                |                                      |                                   |
| Taxes   | 10,788,488,104                 | 704,563,074                          | -                                 |
| Other Receipts  | 5,422,566,951                  | 5,596,780,882                        | 431,071,907                       |
| Sale of Long Term Investments                         | -                              | -                                    | -                                 |
| Sale of Bonds (Note 1)                                | 947,578,504                    | 53,600,000                           | -                                 |
| Withdrawals from U.S. Treasury                        | -                              | -                                    | -                                 |
| Interfund Transfer                                    | 1,365,125,187                  | (1,372,219,050)                      | 33,124,998                        |
| Loan Repayments                                       | -                              | -                                    | -                                 |
| Transfer from Quasi State Agencies/Trustee            | -                              | -                                    | -                                 |
| Totals  | <u>16,660,716,268</u>          | <u>7,888,488,284</u>                 | <u>517,065,027</u>                |
| <b>Disbursements:</b>                                 |                                |                                      |                                   |
| Current Expenses, Fixed Charges, and Capital Outlay   | 17,208,020,984                 | 6,308,306,090                        | 463,152,152                       |
| Distributions and Loans                               | -                              | -                                    | -                                 |
| Purchase of Long Term Investments                     | -                              | -                                    | -                                 |
| Deposits in U.S. Treasury                             | -                              | -                                    | -                                 |
| Transfers to Trustee/Trust Fund                       | -                              | -                                    | -                                 |
| Total Disbursements                                   | <u>17,208,020,984</u>          | <u>6,308,306,090</u>                 | <u>463,152,152</u>                |
| <b>Cash and Short Term Investments, June 30, 2010</b> | <b><u>\$ (547,304,716)</u></b> | <b><u>\$ 1,580,182,194</u></b>       | <b><u>\$ 53,912,875</u></b>       |

Note 1: Total does not include \$365,195,000 of bond proceeds deposited directly with a trustee or other legally separate organization.

**SCHEDULE A-1**

| <b>CAPITAL<br/>PROJECTS<br/>FUNDS</b> | <b>INTERNAL<br/>SERVICE<br/>FUNDS</b> | <b>ENTERPRISE<br/>FUNDS</b> | <b>PENSION &amp;<br/>OTHER TRUST<br/>FUNDS</b> | <b>TOTALS<br/>(MEMORANDUM<br/>ONLY)</b> |
|---------------------------------------|---------------------------------------|-----------------------------|--|---|
| \$ 398,508,725                        | \$ (30,721,239)                       | \$ 211,698,147              | \$ 1,140,927,367                               | \$ 2,816,002,022                        |
| -                                     | -                                     | -                           | 681,656,758                                    | 12,174,707,936                          |
| (15,060,714)                          | 56,168,740                            | 324,274,844                 | 4,898,953,541                                  | 16,714,756,151                          |
| -                                     | -                                     | -                           | 2,360,717,001                                  | 2,360,717,001                           |
| 1,513,287,840                         | -                                     | 60,381,914                  | -  | 2,574,848,258                           |
| -                                     | -                                     | -                           | 2,715,894,469                                  | 2,715,894,469                           |
| (891,184)                             | (4,479,443)                           | 5,521,088                   | (26,181,596)                                   | -                                       |
| -                                     | -                                     | 4,503,260                   | -  | 4,503,260                               |
| -                                     | -                                     | 716,608                     | -  | 716,608                                 |
| <u>1,895,844,667</u>                  | <u>20,968,058</u>                     | <u>607,095,861</u>          | <u>11,771,967,540</u>                          | <u>39,362,145,705</u>                   |
| 1,071,940,882                         | 38,607,720                            | 443,192,435                 | -  | 25,533,220,263                          |
| -                                     | -                                     | -                           | 6,190,046,284                                  | 6,190,046,284                           |
| -                                     | -                                     | -                           | 1,120,743,350                                  | 1,120,743,350                           |
| -                                     | -                                     | -                           | 2,676,455,510                                  | 2,676,455,510                           |
| -                                     | -                                     | 24,352,125                  | -  | 24,352,125                              |
| <u>1,071,940,882</u>                  | <u>38,607,720</u>                     | <u>467,544,560</u>          | <u>9,987,245,144</u>                           | <u>35,544,817,532</u>                   |
| <u>\$ 823,903,785</u>                 | <u>\$ (17,639,662)</u>                | <u>\$ 139,551,301</u>       | <u>\$ 1,784,722,396</u>                        | <u>\$ 3,817,328,173</u>                 |

# GENERAL FUND

**Statements:**

|              |  |
|--------------|--|
| EXHIBIT B    | Balance Sheet                                |
| SCHEDULE B-1 | Statement of Unappropriated Surplus          |
| SCHEDULE B-2 | Statement of Estimated and Realized Revenue  |
| SCHEDULE B-3 | Statement of Appropriations and Expenditures |

**Comments:**

The General Fund accounts for all receipts and disbursements not specifically included in other funds. The General Fund finances the State's general operations under a budget authorized by the General Assembly in its annual Appropriations Act.

**STATE OF CONNECTICUT GENERAL FUND  
BALANCE SHEET  
JUNE 30, 2010**

**Assets**

|                             |                                |
|-----------------------------|--------------------------------|
| Accrued Taxes Receivable    | \$ 1,091,117,000               |
| Accrued Accounts Receivable | <u>28,975,000</u>              |
| <b>Total Assets</b>         | <b><u>\$ 1,120,092,000</u></b> |

**Liabilities, Reserves, and Surplus**

**Liabilities**

|   |                    |
|---|--------------------|
| Deficiency in Cash and Short Term Investments | \$ 547,304,716     |
| Due To Other Funds - Year End Adjustments     | <u>605,117</u>     |
| Total Liabilities                             | <u>547,909,833</u> |

**Reserves**

|  |                    |
|--|--------------------|
| Petty Cash Funds                                     | 838,344            |
| Statutory Surplus Reserves for Fiscal Year 2010-2011 | 449,868,589        |
| Appropriations Continued to Fiscal Year 2010-2011    | <u>121,475,234</u> |
| Total Reserves                                       | <u>572,182,167</u> |

|                                       |          |
|---------------------------------------|----------|
| Unappropriated Surplus - Schedule B-1 | <u>-</u> |
|---------------------------------------|----------|

|   |                                |
|---|--------------------------------|
| <b>Total Liabilities, Reserves, and Surplus</b> | <b><u>\$ 1,120,092,000</u></b> |
|---|--------------------------------|



**STATE OF CONNECTICUT GENERAL FUND  
STATEMENT OF UNAPPROPRIATED SURPLUS  
FISCAL YEAR ENDED JUNE 30, 2010**

|   |                           |
|---|---------------------------|
| Realized Revenue - Schedule B-2                                       | \$ 17,688,528,583         |
| Expenditures - Schedule B-3   | <u>17,208,020,984</u>     |
| <b>Excess Expenditures over Revenue</b>                               | <b>480,507,599</b>        |
| Miscellaneous Adjustments   | 2,064,694                 |
| Prior Year Budgeted Appropriations Continued to Fiscal Year 2009-2010 | 88,771,530                |
| Budgeted Appropriations Continued to Fiscal Year 2010-2011            | <u>(121,475,234)</u>      |
| <b>Surplus (Deficit)</b>  | <b>449,868,589</b>        |
| Reserve for Fiscal Year 2010-2011                                     | <u>(449,868,589)</u>      |
| <b>Unappropriated Surplus, June 30, 2010</b>                          | <b>\$ <u><u>-</u></u></b> |

**SCHEDULE B-2**

**STATE OF CONNECTICUT GENERAL FUND  
STATEMENT OF ESTIMATED AND REALIZED REVENUE  
FISCAL YEAR ENDED JUNE 30, 2010**

|   | <u>Realized<br/>Revenue</u>     | <u>Budgeted<br/>Revenue</u>     | <u>Realized<br/>Over (Under)<br/>Budgeted</u> |
|---|---------------------------------|---------------------------------|---|
| <b>TAXES</b>                                  |                                 |                                 |   |
| Personal Income                               | \$ 6,586,098,745                | \$ 6,630,700,000                | \$ (44,601,255)                               |
| Sales and Use                                 | 3,203,987,539                   | 3,166,700,000                   | 37,287,539                                    |
| Corporations                                  | 667,132,486                     | 721,600,000                     | (54,467,514)                                  |
| Cigarettes and Tobacco                        | 387,435,034                     | 392,600,000                     | (5,164,966)                                   |
| Insurance Companies                           | 226,549,565                     | 202,700,000                     | 23,849,565                                    |
| Public Service Corporations                   | 267,945,828                     | 272,300,000                     | (4,354,172)                                   |
| Real Estate Conveyance                        | 100,267,099                     | 94,500,000                      | 5,767,099                                     |
| Inheritance and Estate                        | 177,600,970                     | 208,700,000                     | (31,099,030)                                  |
| Oil Companies                                 | 123,017,723                     | 98,900,000                      | 24,117,723                                    |
| Alcoholic Beverages                           | 48,196,427                      | 48,000,000                      | 196,427                                       |
| Admissions, Dues and Cabaret                  | 34,379,169                      | 37,100,000                      | (2,720,831)                                   |
| Miscellaneous                                 | 141,891,773                     | 143,700,000                     | (1,808,227)                                   |
| Totals  | 11,964,502,358                  | 12,017,500,000                  | (52,997,642)                                  |
| Less Refunds of Taxes                         | (1,061,433,255)                 | (1,080,500,000)                 | 19,066,745                                    |
| Less R & D Credit Exchange                    | (8,936,648)                     | (9,400,000)                     | 463,352                                       |
| Net Taxes                                     | <u>10,894,132,455</u>           | <u>10,927,600,000</u>           | <u>(33,467,545)</u>                           |
| <b>OTHER REVENUE</b>                          |                                 |                                 |   |
| Indian Gaming Payments                        | 384,247,532                     | 384,100,000                     | 147,532                                       |
| Transfers - Special Revenue                   | 289,313,774                     | 293,400,000                     | (4,086,226)                                   |
| Licenses, Permits and Fees                    | 257,568,935                     | 281,500,000                     | (23,931,065)                                  |
| Rents, Fines and Escheats                     | 252,792,042                     | 97,300,000                      | 155,492,042                                   |
| Sales of Commodities and Services             | 33,678,396                      | 33,200,000                      | 478,396                                       |
| Investment Income                             | 4,062,365                       | 10,000,000                      | (5,937,635)                                   |
| Miscellaneous                                 | 142,909,849                     | 208,000,000                     | (65,090,151)                                  |
| Total Other Revenue                           | 1,364,572,893                   | 1,307,500,000                   | 57,072,893                                    |
| Less Refunds of Payments                      | (1,188,758)                     | (700,000)                       | (488,758)                                     |
| Net Other Revenue                             | <u>1,363,384,135</u>            | <u>1,306,800,000</u>            | <u>56,584,135</u>                             |
| <b>OTHER SOURCES</b>                          |                                 |                                 |   |
| Federal Grants                                | 4,066,314,076                   | 4,051,800,000                   | 14,514,076                                    |
| Transfer to the Resources of the General Fund | 1,323,599,435                   | 1,040,700,000                   | 282,899,435                                   |
| Transfer from the Tobacco Settlement Fund     | 102,898,482                     | 107,300,000                     | (4,401,518)                                   |
| Transfers to the Pequot/Mohegan Fund          | (61,800,000)                    | (61,800,000)                    | -   |
| Total Other Sources                           | <u>5,431,011,993</u>            | <u>5,138,000,000</u>            | <u>293,011,993</u>                            |
| <b>Total Budgeted Revenue</b>                 | <b><u>\$ 17,688,528,583</u></b> | <b><u>\$ 17,372,400,000</u></b> | <b><u>\$ 316,128,583</u></b>                  |

**SCHEDULE B-3**

**STATE OF CONNECTICUT GENERAL FUND  
STATEMENT OF APPROPRIATIONS AND EXPENDITURES  
FISCAL YEAR ENDED JUNE 30, 2010**

|   | CONTINUED<br>AND INITIAL | APPROPRIATION    | TOTAL             |                   | APPROPRIATIONS    |                |
|---|--------------------------|------------------|-------------------|-------------------|-------------------|----------------|
|   | APPROPRIATIONS           | ADJUSTMENTS      | APPROPRIATIONS    | EXPENDITURES      | LAPSED            | CONTINUED      |
| <b>LEGISLATIVE</b>                                |                          |                  |                   |                   |                   |                |
| <b>LEGISLATIVE MANAGEMENT</b>                     |                          |                  |                   |                   |                   |                |
| 10010 PERSONAL SERVICES                           | \$ 43,709,641            | \$ -             | \$ 43,709,641     | \$ 39,444,690     | \$ 4,264,951      | \$ -           |
| 10020 OTHER EXPENSES                              | 16,890,317               | -                | 16,890,317        | 13,021,102        | 3,869,215         | -              |
| 10050 EQUIPMENT                                   | 984,500                  | -                | 984,500           | 187,633           | 796,867           | -              |
| 12049 FLAG RESTORATION                            | 50,000                   | -                | 50,000            | -                 | 50,000            | -              |
| 12129 MINOR CAPITAL IMPROVEMENTS                  | 1,200,000                | -                | 1,200,000         | 53,521            | 1,146,479         | -              |
| 12210 INTERIM SALARY/CAUCUS OFFICES               | 567,500                  | -                | 567,500           | 539,124           | 28,376            | -              |
| 12249 REDISTRICTING                               | 200,000                  | -                | 200,000           | 99,836            | -                 | 100,164        |
| 12384 CT ACADEMY OF SCIENCE AND ENGINEERING       | 100,000                  | -                | 100,000           | -                 | 100,000           | -              |
| 12445 OLD STATE HOUSE                             | 575,000                  | -                | 575,000           | 574,266           | 734               | -              |
| 16057 INTERSTATE CONFERENCE FUND                  | 372,875                  | -                | 372,875           | 331,115           | 41,760            | -              |
| <b>AGENCY TOTAL</b>                               | <b>64,649,833</b>        | <b>-</b>         | <b>64,649,833</b> | <b>54,251,287</b> | <b>10,298,382</b> | <b>100,164</b> |
| <b>AUDITORS OF PUBLIC ACCOUNTS</b>                |                          |                  |                   |                   |                   |                |
| 10010 PERSONAL SERVICES                           | 12,017,107               | (180,000)        | 11,837,107        | 9,733,604         | 2,103,503         | -              |
| 10020 OTHER EXPENSES                              | 795,510                  | 220,000          | 1,015,510         | 692,122           | 323,388           | -              |
| 10050 EQUIPMENT                                   | 50,000                   | (40,000)         | 10,000            | 3,018             | 6,982             | -              |
| <b>AGENCY TOTAL</b>                               | <b>12,862,617</b>        | <b>-</b>         | <b>12,862,617</b> | <b>10,428,744</b> | <b>2,433,873</b>  | <b>-</b>       |
| <b>COMMISSION ON AGING</b>                        |                          |                  |                   |                   |                   |                |
| 10010 PERSONAL SERVICES                           | 210,401                  | 29,608           | 240,009           | 232,402           | 7,607             | -              |
| 10020 OTHER EXPENSES                              | 32,419                   | (29,608)         | 2,811             | 2,014             | 797               | -              |
| <b>AGENCY TOTAL</b>                               | <b>242,820</b>           | <b>-</b>         | <b>242,820</b>    | <b>234,416</b>    | <b>8,404</b>      | <b>-</b>       |
| <b>COMMISSION ON THE STATUS OF WOMEN</b>          |                          |                  |                   |                   |                   |                |
| 10010 PERSONAL SERVICES                           | 375,777                  | 110,000          | 485,777           | 451,998           | 33,779            | -              |
| 10020 OTHER EXPENSES                              | 119,350                  | (110,000)        | 9,350             | 409               | 8,941             | -              |
| <b>AGENCY TOTAL</b>                               | <b>495,127</b>           | <b>-</b>         | <b>495,127</b>    | <b>452,407</b>    | <b>42,720</b>     | <b>-</b>       |
| <b>COMMISSION ON CHILDREN</b>                     |                          |                  |                   |                   |                   |                |
| 10010 PERSONAL SERVICES                           | 443,264                  | 60,000           | 503,264           | 419,426           | 83,838            | -              |
| 10020 OTHER EXPENSES                              | 73,662                   | (60,000)         | 13,662            | 11,669            | 1,993             | -              |
| <b>AGENCY TOTAL</b>                               | <b>516,926</b>           | <b>-</b>         | <b>516,926</b>    | <b>431,095</b>    | <b>85,831</b>     | <b>-</b>       |
| <b>LATINO AND PUERTO RICAN AFFAIRS COMMISSION</b> |                          |                  |                   |                   |                   |                |
| 10010 PERSONAL SERVICES                           | 273,390                  | (10,000)         | 263,390           | 246,698           | 16,692            | -              |
| 10020 OTHER EXPENSES                              | 38,250                   | 10,000           | 48,250            | 39,461            | 8,789             | -              |
| <b>AGENCY TOTAL</b>                               | <b>311,640</b>           | <b>-</b>         | <b>311,640</b>    | <b>286,159</b>    | <b>25,481</b>     | <b>-</b>       |
| <b>AFRICAN-AMERICAN AFFAIRS COMMISSION</b>        |                          |                  |                   |                   |                   |                |
| 10010 PERSONAL SERVICES                           | 181,856                  | 18,778           | 200,634           | 193,428           | 7,206             | -              |
| 10020 OTHER EXPENSES                              | 30,724                   | (18,778)         | 11,946            | 9,529             | 2,417             | -              |
| <b>AGENCY TOTAL</b>                               | <b>212,580</b>           | <b>-</b>         | <b>212,580</b>    | <b>202,957</b>    | <b>9,623</b>      | <b>-</b>       |
| <b>ASIAN PACIFIC AMERICAN AFFAIRS</b>             |                          |                  |                   |                   |                   |                |
| 10010 PERSONAL SERVICES                           | 24,905                   | -                | 24,905            | -                 | 24,905            | -              |
| 10020 OTHER EXPENSES                              | 2,500                    | -                | 2,500             | 1,413             | 1,087             | -              |
| 10050 EQUIPMENT                                   | 1,000                    | (950)            | 50                | -                 | 50                | -              |
| <b>AGENCY TOTAL</b>                               | <b>28,405</b>            | <b>(950)</b>     | <b>27,455</b>     | <b>1,413</b>      | <b>26,042</b>     | <b>-</b>       |
| <b>TOTAL LEGISLATIVE</b>                          | <b>79,319,948</b>        | <b>(950)</b>     | <b>79,318,998</b> | <b>66,288,478</b> | <b>12,930,356</b> | <b>100,164</b> |
| <b>GENERAL GOVERNMENT</b>                         |                          |                  |                   |                   |                   |                |
| <b>GOVERNOR'S OFFICE</b>                          |                          |                  |                   |                   |                   |                |
| 10010 PERSONAL SERVICES                           | 2,780,000                | -                | 2,780,000         | 2,333,664         | 446,336           | -              |
| 10020 OTHER EXPENSES                              | 236,995                  | -                | 236,995           | 170,180           | 66,815            | -              |
| 10050 EQUIPMENT                                   | 95                       | (90)             | 5                 | -                 | 5                 | -              |
| 16026 NEW ENGLAND GOVERNORS' CONFERENCE           | 94,967                   | -                | 94,967            | -                 | 94,967            | -              |
| 16035 NATIONAL GOVERNORS' ASSOCIATION             | 115,300                  | -                | 115,300           | 80,000            | 35,300            | -              |
| <b>AGENCY TOTAL</b>                               | <b>3,227,357</b>         | <b>(90)</b>      | <b>3,227,267</b>  | <b>2,583,844</b>  | <b>643,423</b>    | <b>-</b>       |
| <b>SECRETARY OF THE STATE</b>                     |                          |                  |                   |                   |                   |                |
| 10010 PERSONAL SERVICES                           | 1,650,000                | -                | 1,650,000         | 1,309,271         | 340,729           | -              |
| 10020 OTHER EXPENSES                              | 843,884                  | -                | 843,884           | 363,170           | 480,714           | -              |
| 10050 EQUIPMENT                                   | 100                      | (95)             | 5                 | -                 | 5                 | -              |
| 12480 COMMERCIAL RECORDING                        | 7,934,721                | -                | 7,934,721         | 5,868,024         | 2,066,697         | -              |
| <b>AGENCY TOTAL</b>                               | <b>10,428,705</b>        | <b>(95)</b>      | <b>10,428,610</b> | <b>7,540,465</b>  | <b>2,888,145</b>  | <b>-</b>       |
| <b>LIEUTENANT GOVERNOR'S OFFICE</b>               |                          |                  |                   |                   |                   |                |
| 10010 PERSONAL SERVICES                           | 448,000                  | -                | 448,000           | 421,197           | 26,803            | -              |
| 10020 OTHER EXPENSES                              | 87,054                   | -                | 87,054            | 21,793            | 65,261            | -              |
| 10050 EQUIPMENT                                   | 100                      | (95)             | 5                 | -                 | 5                 | -              |
| <b>AGENCY TOTAL</b>                               | <b>535,154</b>           | <b>(95)</b>      | <b>535,059</b>    | <b>442,990</b>    | <b>92,069</b>     | <b>-</b>       |
| <b>ELECTIONS ENFORCEMENT COMMISSION</b>           |                          |                  |                   |                   |                   |                |
| 10010 PERSONAL SERVICES                           | 1,581,631                | -                | 1,581,631         | 1,372,912         | 208,719           | -              |
| 10020 OTHER EXPENSES                              | 314,058                  | -                | 314,058           | 167,894           | 146,164           | -              |
| 10050 EQUIPMENT                                   | 24,985                   | (1,249)          | 23,736            | 23,736            | -                 | -              |
| 12481 CITIZENS ELECTION FUND                      | 3,000,000                | (150,000)        | 2,850,000         | 2,404,461         | 445,539           | -              |
| <b>AGENCY TOTAL</b>                               | <b>4,920,674</b>         | <b>(151,249)</b> | <b>4,769,425</b>  | <b>3,969,003</b>  | <b>800,422</b>    | <b>-</b>       |

**SCHEDULE B-3**

|  | CONTINUED<br>AND INITIAL<br>APPROPRIATIONS | APPROPRIATION<br>ADJUSTMENTS | TOTAL<br>APPROPRIATIONS | EXPENDITURES | APPROPRIATIONS<br>LAPSED | CONTINUED |
|--|--|------------------------------|-------------------------|--------------|--------------------------|-----------|
| <b>OFFICE OF STATE ETHICS</b>                            |  |                              |                         |              |                          |           |
| 10010 PERSONAL SERVICES                                  | 1,536,526                                  | (8,000)                      | 1,528,526               | 1,353,784    | 174,742                  | -         |
| 10020 OTHER EXPENSES                                     | 239,017                                    | -                            | 239,017                 | 124,127      | 114,890                  | -         |
| 10050 EQUIPMENT  | 16,500                                     | (825)                        | 15,675                  | 15,661       | 14                       | -         |
| 12343 JUDGE TRIAL REFEREE FEES                           | 20,000                                     | -                            | 20,000                  | -            | 20,000                   | -         |
| 12346 RESERVE FOR ATTORNEY FEES                          | 26,129                                     | -                            | 26,129                  | -            | 26,129                   | -         |
| 12347 INFORMATION TECHNOLOGY INITIATIVES                 | 50,000                                     | (2,500)                      | 47,500                  | 34,683       | 12,817                   | -         |
| AGENCY TOTAL   | 1,888,172                                  | (11,325)                     | 1,876,847               | 1,528,255    | 348,592                  | -         |
| <b>FREEDOM OF INFORMATION COMMISSION</b>                 |  |                              |                         |              |                          |           |
| 10010 PERSONAL SERVICES                                  | 1,978,200                                  | -                            | 1,978,200               | 1,736,848    | 241,352                  | -         |
| 10020 OTHER EXPENSES                                     | 239,918                                    | -                            | 239,918                 | 132,629      | 107,289                  | -         |
| 10050 EQUIPMENT  | 44,800                                     | (2,240)                      | 42,560                  | 7,413        | 35,147                   | -         |
| AGENCY TOTAL   | 2,262,918                                  | (2,240)                      | 2,260,678               | 1,876,890    | 383,788                  | -         |
| <b>JUDICIAL SELECTION COMMISSION</b>                     |  |                              |                         |              |                          |           |
| 10010 PERSONAL SERVICES                                  | 72,072                                     | 1,300                        | 73,372                  | 71,831       | 1,541                    | -         |
| 10020 OTHER EXPENSES                                     | 18,375                                     | (1,300)                      | 17,075                  | 12,791       | 4,284                    | -         |
| 10050 EQUIPMENT  | 100  | -                            | 100                     | -            | 100                      | -         |
| AGENCY TOTAL   | 90,547                                     | -                            | 90,547                  | 84,622       | 5,925                    | -         |
| <b>CONTRACTING STANDARDS BOARD</b>                       |  |                              |                         |              |                          |           |
| 10010 PERSONAL SERVICES                                  | 350,000                                    | -                            | 350,000                 | -            | 350,000                  | -         |
| 10020 OTHER EXPENSES                                     | 425,000                                    | -                            | 425,000                 | 11,060       | 413,940                  | -         |
| 10050 EQUIPMENT  | 100  | (95)                         | 5                       | -            | 5                        | -         |
| AGENCY TOTAL   | 775,100                                    | (95)                         | 775,005                 | 11,060       | 763,945                  | -         |
| <b>STATE TREASURER</b>                                   |  |                              |                         |              |                          |           |
| 10010 PERSONAL SERVICES                                  | 4,105,709                                  | -                            | 4,105,709               | 3,210,145    | 895,564                  | -         |
| 10020 OTHER EXPENSES                                     | 282,836                                    | -                            | 282,836                 | 155,429      | 127,407                  | -         |
| 10050 EQUIPMENT  | 100  | (95)                         | 5                       | -            | 5                        | -         |
| AGENCY TOTAL   | 4,388,645                                  | (95)                         | 4,388,550               | 3,365,574    | 1,022,976                | -         |
| <b>STATE COMPTROLLER</b>                                 |  |                              |                         |              |                          |           |
| 10010 PERSONAL SERVICES                                  | 22,448,964                                 | (200,000)                    | 22,248,964              | 20,704,245   | 1,544,719                | -         |
| 10020 OTHER EXPENSES                                     | 4,914,630                                  | 200,000                      | 5,114,630               | 4,053,449    | 1,061,181                | -         |
| 10050 EQUIPMENT  | 100  | (95)                         | 5                       | -            | 5                        | -         |
| 16016 GOVERNMENTAL ACCOUNTING STANDARDS BOARD            | 19,570                                     | -                            | 19,570                  | 18,591       | 979                      | -         |
| AGENCY TOTAL   | 27,383,264                                 | (95)                         | 27,383,169              | 24,776,285   | 2,606,884                | -         |
| <b>DEPARTMENT OF REVENUE SERVICES</b>                    |  |                              |                         |              |                          |           |
| 10010 PERSONAL SERVICES                                  | 62,765,072                                 | 94,000                       | 62,859,072              | 54,658,546   | 8,200,526                | -         |
| 10020 OTHER EXPENSES                                     | 9,880,972                                  | 6,000                        | 9,886,972               | 7,420,417    | 2,466,555                | -         |
| 10050 EQUIPMENT  | 100  | -                            | 100                     | -            | 100                      | -         |
| 12050 COLLECTION AND LITIGATION CONTINGENCY FUND         | 204,479                                    | -                            | 204,479                 | (30,070)     | 234,549                  | -         |
| AGENCY TOTAL   | 72,850,623                                 | 100,000                      | 72,950,623              | 62,048,893   | 10,901,730               | -         |
| <b>DIVISION OF SPECIAL REVENUE</b>                       |  |                              |                         |              |                          |           |
| 10010 PERSONAL SERVICES                                  | 5,658,231                                  | (330,000)                    | 5,328,231               | 3,715,459    | 1,612,772                | -         |
| 10020 OTHER EXPENSES                                     | 1,142,289                                  | 330,000                      | 1,472,289               | 780,916      | 691,373                  | -         |
| 10050 EQUIPMENT  | 100  | -                            | 100                     | -            | 100                      | -         |
| 12482 GAMING POLICY BOARD                                | 2,903                                      | -                            | 2,903                   | 1,991        | 912                      | -         |
| AGENCY TOTAL   | 6,803,523                                  | -                            | 6,803,523               | 4,498,366    | 2,305,157                | -         |
| <b>OFFICE OF POLICY AND MANAGEMENT</b>                   |  |                              |                         |              |                          |           |
| 10010 PERSONAL SERVICES                                  | 15,388,813                                 | -                            | 15,388,813              | 12,322,241   | 3,066,572                | -         |
| 10020 OTHER EXPENSES                                     | 5,140,154                                  | -                            | 5,140,154               | 1,461,808    | 1,931,698                | 1,746,648 |
| 10050 EQUIPMENT  | 100  | (95)                         | 5                       | -            | 5                        | -         |
| 12130 LITIGATION SETTLEMENT                              | 2,991,861                                  | -                            | 2,991,861               | 743,009      | -                        | 2,248,852 |
| 12169 AUTOMATED BUDGET SYSTEM & DATA BASE LINK           | 59,780                                     | -                            | 59,780                  | 39,891       | 19,889                   | -         |
| 12211 LEADERSHIP, EDUCATION, ATHLETICS IN PARTNERSHIP    | 850,000                                    | -                            | 850,000                 | 602,556      | 247,444                  | -         |
| 12231 CASH MANAGEMENT IMPROVEMENT ACT                    | 100  | -                            | 100                     | -            | 100                      | -         |
| 12251 JUSTICE ASSISTANCE GRANTS                          | 2,097,708                                  | -                            | 2,097,708               | 853,395      | 1,244,313                | -         |
| 12318 NEIGHBORHOOD YOUTH CENTERS                         | 1,487,000                                  | -                            | 1,487,000               | 1,088,312    | 398,688                  | -         |
| 12319 LICENSING AND PERMITTING FEES                      | 752,741                                    | (714,884)                    | 37,857                  | -            | 37,857                   | -         |
| 12351 OFFICE OF PROPERTY RIGHTS OMBUDSMAN                | 12,000                                     | -                            | 12,000                  | 11,644       | 356                      | -         |
| 12352 OFFICE OF BUSINESS ADVOCATE                        | 14,000                                     | -                            | 14,000                  | 13,360       | 640                      | -         |
| 12446 WATER PLANNING COUNCIL                             | 110,000                                    | -                            | 110,000                 | 93,174       | 16,826                   | -         |
| 12460 CONNECTICUT IMPAIRED DRIVING RECORDS               | 950,000                                    | -                            | 950,000                 | 902,500      | 47,500                   | -         |
| 12474 FURNACE BOILER UPGRADE                             | 204,531                                    | -                            | 204,531                 | 147,740      | 56,791                   | -         |
| 12477 ENERGY AUDIT SUBSIDY                               | 27,000                                     | -                            | 27,000                  | 27,000       | -                        | -         |
| 16017 TAX RELIEF FOR ELDERLY RENTERS                     | 22,000,000                                 | 30,000                       | 22,030,000              | 21,972,963   | 57,037                   | -         |
| 16181 REGIONAL PLANNING AGENCIES                         | 200,000                                    | -                            | 200,000                 | 150,000      | 50,000                   | -         |
| 16204 OPERATION FUEL                                     | 5,000,000                                  | (1,000,000)                  | 4,000,000               | 1,750,000    | 2,250,000                | -         |
| 17011 REIMBURSE PROPERTY TAX - DISABILITY EXEMPTION      | 400,000                                    | -                            | 400,000                 | 360,502      | -                        | 39,498    |
| 17016 DISTRESSED MUNICIPALITIES                          | 7,800,000                                  | -                            | 7,800,000               | 7,265,292    | -                        | 534,708   |
| 17018 PROPERTY TAX RELIEF ELDERLY CIRCUIT BREAKER        | 20,505,899                                 | -                            | 20,505,899              | 20,505,899   | -                        | -         |
| 17021 PROPERTY TAX RELIEF ELDERLY FREEZE PROGRAM         | 610,000                                    | (30,000)                     | 580,000                 | 504,497      | -                        | 75,503    |
| 17024 PROPERTY TAX RELIEF FOR VETERANS                   | 2,970,099                                  | -                            | 2,970,099               | 2,786,871    | -                        | 183,228   |
| 17031 P.I.L.O.T.-NEW MANUFACTURING MACHINERY & EQUIPMENT | 57,348,215                                 | -                            | 57,348,215              | 57,348,215   | -                        | -         |
| 17035 CAPITAL CITY ECONOMIC DEVELOPMENT AUTHORITY        | 6,050,000                                  | -                            | 6,050,000               | 6,050,000    | -                        | -         |
| AGENCY TOTAL   | 152,970,001                                | (1,714,979)                  | 151,255,022             | 137,000,869  | 9,425,716                | 4,828,437 |

**SCHEDULE B-3**

|  | CONTINUED<br>AND INITIAL<br>APPROPRIATIONS | APPROPRIATION<br>ADJUSTMENTS | TOTAL<br>APPROPRIATIONS | EXPENDITURES       | APPROPRIATIONS<br>LAPSED | CONTINUED        |
|--|--|------------------------------|-------------------------|--------------------|--------------------------|------------------|
| <b>DEPARTMENT OF VETERANS' AFFAIRS</b>           |  |                              |                         |                    |                          |                  |
| 10010 PERSONAL SERVICES                          | 24,949,071                                 | (500,000)                    | 24,449,071              | 22,051,492         | 2,397,579                | -                |
| 10020 OTHER EXPENSES                             | 6,970,217                                  | 500,000                      | 7,470,217               | 6,180,793          | 1,289,424                | -                |
| 10050 EQUIPMENT                                  | 100  | (95)                         | 5                       | -                  | 5                        | -                |
| 12295 SUPPORT SERVICES FOR VETERANS              | 190,000                                    | -                            | 190,000                 | 189,998            | 2                        | -                |
| 16045 BURIAL EXPENSES                            | 7,200                                      | -                            | 7,200                   | 7,200              | -                        | -                |
| 16049 HEADSTONES                                 | 370,000                                    | -                            | 370,000                 | 322,966            | 47,034                   | -                |
| <b>AGENCY TOTAL</b>                              | <b>32,486,588</b>                          | <b>(95)</b>                  | <b>32,486,493</b>       | <b>28,752,449</b>  | <b>3,734,044</b>         | <b>-</b>         |
| <b>OFFICE OF WORKFORCE COMPETITIVENESS</b>       |  |                              |                         |                    |                          |                  |
| 10010 PERSONAL SERVICES                          | 426,287                                    | -                            | 426,287                 | 314,817            | 111,470                  | -                |
| 10020 OTHER EXPENSES                             | 100,000                                    | -                            | 100,000                 | 90,637             | 9,363                    | -                |
| 12079 CETC WORKFORCE                             | 1,000,000                                  | -                            | 1,000,000               | 748,667            | 251,333                  | -                |
| 12108 JOBS FUNNEL PROJECTS                       | 500,000                                    | -                            | 500,000                 | 425,000            | 75,000                   | -                |
| 12312 NANOTECHNOLOGY STUDY                       | 200,000                                    | -                            | 200,000                 | 140,000            | 60,000                   | -                |
| 12329 SPANISH-AMERICAN MERCHANTS ASSOCIATION     | 570,000                                    | -                            | 570,000                 | 399,000            | 171,000                  | -                |
| 12450 SMALL BUSINESS INNOVATION RESEARCH GRANTS  | 150,000                                    | -                            | 150,000                 | 92,500             | 57,500                   | -                |
| <b>AGENCY TOTAL</b>                              | <b>2,946,287</b>                           | <b>-</b>                     | <b>2,946,287</b>        | <b>2,210,621</b>   | <b>735,666</b>           | <b>-</b>         |
| <b>BOARD OF ACCOUNTANCY</b>                      |  |                              |                         |                    |                          |                  |
| 10010 PERSONAL SERVICES                          | 340,711                                    | -                            | 340,711                 | 307,129            | 33,582                   | -                |
| 10020 OTHER EXPENSES                             | 158,357                                    | -                            | 158,357                 | 30,725             | 127,632                  | -                |
| 10050 EQUIPMENT                                  | 7,082                                      | (6,728)                      | 354                     | -                  | 354                      | -                |
| <b>AGENCY TOTAL</b>                              | <b>506,150</b>                             | <b>(6,728)</b>               | <b>499,422</b>          | <b>337,854</b>     | <b>161,568</b>           | <b>-</b>         |
| <b>DEPARTMENT OF ADMINISTRATIVE SERVICES</b>     |  |                              |                         |                    |                          |                  |
| 10010 PERSONAL SERVICES                          | 23,116,943                                 | -                            | 23,116,943              | 18,759,755         | 4,357,188                | -                |
| 10020 OTHER EXPENSES                             | 13,803,820                                 | -                            | 13,803,820              | 12,905,833         | 897,987                  | -                |
| 10050 EQUIPMENT                                  | 300  | (285)                        | 15                      | -                  | 15                       | -                |
| 12016 TUITION REIMBURSEMENT- TRAINING AND TRAVEL | 324,704                                    | 382,000                      | 706,704                 | 293,214            | -                        | 413,490          |
| 12024 LABOR MANAGEMENT FUND                      | 303,800                                    | 15,000                       | 318,800                 | 31,168             | -                        | 287,632          |
| 12115 LOSS CONTROL RISK MANAGEMENT               | 239,329                                    | -                            | 239,329                 | 190,230            | 49,099                   | -                |
| 12123 EMPLOYEES' REVIEW BOARD                    | 32,630                                     | -                            | 32,630                  | 19,414             | 13,216                   | -                |
| 12131 PLACEMENT AND TRAINING FUND                | -  | 10,000                       | 10,000                  | 3,270              | 6,730                    | -                |
| 12141 SURETY BONDS                               | 95,200                                     | -                            | 95,200                  | 76,187             | 19,013                   | -                |
| 12155 QUALITY OF WORK-LIFE                       | 1,180,066                                  | (340,000)                    | 840,066                 | 18,600             | -                        | 821,466          |
| 12176 REFUNDS OF COLLECTIONS                     | 28,500                                     | -                            | 28,500                  | 17,842             | 10,658                   | -                |
| 12218 WORKERS' COMPENSATION ADMINISTRATOR        | 5,213,554                                  | -                            | 5,213,554               | 5,213,554          | -                        | -                |
| 12223 HOSPITAL BILLING SYSTEM                    | 109,950                                    | -                            | 109,950                 | 81,478             | 28,472                   | -                |
| 12353 CORRECTIONAL OMBUDSMAN                     | 200,000                                    | -                            | 200,000                 | 110,674            | 89,326                   | -                |
| 12483 CLAIMS COMMISSIONER OPERATIONS             | 339,094                                    | -                            | 339,094                 | 240,275            | 98,819                   | -                |
| <b>AGENCY TOTAL</b>                              | <b>44,987,890</b>                          | <b>66,715</b>                | <b>45,054,605</b>       | <b>37,961,494</b>  | <b>5,570,523</b>         | <b>1,522,588</b> |
| <b>DEPARTMENT OF INFORMATION TECHNOLOGY</b>      |  |                              |                         |                    |                          |                  |
| 10010 PERSONAL SERVICES                          | 8,946,175                                  | (1,350,000)                  | 7,596,175               | 6,560,924          | 1,035,251                | -                |
| 10020 OTHER EXPENSES                             | 6,362,489                                  | 1,350,000                    | 7,712,489               | 5,668,213          | 2,044,276                | -                |
| 10050 EQUIPMENT                                  | 100  | (95)                         | 5                       | -                  | 5                        | -                |
| 12323 CONNECTICUT EDUCATION NETWORK              | 3,980,885                                  | -                            | 3,980,885               | 3,503,878          | 477,007                  | -                |
| 12443 INTERNET AND EMAIL SERVICES                | 5,552,968                                  | -                            | 5,552,968               | 4,980,592          | 572,376                  | -                |
| 12484 STATEWIDE INFORMATION TECHNOLOGY           | 23,035,342                                 | -                            | 23,035,342              | 20,990,257         | 2,045,085                | -                |
| <b>AGENCY TOTAL</b>                              | <b>47,877,959</b>                          | <b>(95)</b>                  | <b>47,877,864</b>       | <b>41,703,864</b>  | <b>6,174,000</b>         | <b>-</b>         |
| <b>DEPARTMENT OF PUBLIC WORKS</b>                |  |                              |                         |                    |                          |                  |
| 10010 PERSONAL SERVICES                          | 7,589,020                                  | (300,000)                    | 7,289,020               | 6,185,861          | 1,103,159                | -                |
| 10020 OTHER EXPENSES                             | 26,785,784                                 | (550,000)                    | 26,235,784              | 23,910,508         | 2,325,276                | -                |
| 10050 EQUIPMENT                                  | 100  | (95)                         | 5                       | -                  | 5                        | -                |
| 12096 MANAGEMENT SERVICES                        | 3,836,508                                  | 670,000                      | 4,506,508               | 4,348,499          | 158,009                  | -                |
| 12179 RENTS & MOVING                             | 11,646,996                                 | -                            | 11,646,996              | 10,818,888         | 828,108                  | -                |
| 12184 CAPITOL DAY CARE CENTER                    | 127,250                                    | 24,000                       | 151,250                 | 122,868            | 28,382                   | -                |
| 12191 FACILITIES DESIGN EXPENSES                 | 4,700,853                                  | 156,000                      | 4,856,853               | 4,854,995          | 1,858                    | -                |
| <b>AGENCY TOTAL</b>                              | <b>54,686,511</b>                          | <b>(95)</b>                  | <b>54,686,416</b>       | <b>50,241,619</b>  | <b>4,444,797</b>         | <b>-</b>         |
| <b>ATTORNEY GENERAL</b>                          |  |                              |                         |                    |                          |                  |
| 10010 PERSONAL SERVICES                          | 31,180,000                                 | (500,000)                    | 30,680,000              | 26,705,050         | 3,974,950                | -                |
| 10020 OTHER EXPENSES                             | 1,030,637                                  | 525,000                      | 1,555,637               | 1,163,443          | 392,194                  | -                |
| 10050 EQUIPMENT                                  | 100  | (95)                         | 5                       | -                  | 5                        | -                |
| <b>AGENCY TOTAL</b>                              | <b>32,210,737</b>                          | <b>24,905</b>                | <b>32,235,642</b>       | <b>27,868,493</b>  | <b>4,367,149</b>         | <b>-</b>         |
| <b>DIVISION OF CRIMINAL JUSTICE</b>              |  |                              |                         |                    |                          |                  |
| 10010 PERSONAL SERVICES                          | 48,884,236                                 | (744,800)                    | 48,139,436              | 43,847,958         | 4,291,478                | -                |
| 10020 OTHER EXPENSES                             | 2,253,902                                  | 675,000                      | 2,928,902               | 2,322,486          | 606,416                  | -                |
| 10050 EQUIPMENT                                  | 100  | -                            | 100                     | 100                | -                        | -                |
| 12069 WITNESS PROTECTION                         | 344,211                                    | (50,000)                     | 294,211                 | 237,664            | 56,547                   | -                |
| 12097 TRAINING AND EDUCATION                     | 114,916                                    | (60,000)                     | 54,916                  | 4,849              | 50,067                   | -                |
| 12110 EXPERT WITNESSES                           | 198,643                                    | 219,800                      | 418,443                 | 415,961            | 2,482                    | -                |
| 12117 MEDICAID FRAUD CONTROL                     | 739,918                                    | (90,000)                     | 649,918                 | 615,795            | 34,123                   | -                |
| 12485 CRIMINAL JUSTICE COMMISSION                | 650  | -                            | 650                     | 355                | 295                      | -                |
| <b>AGENCY TOTAL</b>                              | <b>52,536,576</b>                          | <b>(50,000)</b>              | <b>52,486,576</b>       | <b>47,445,168</b>  | <b>5,041,408</b>         | <b>-</b>         |
| <b>STATE MARSHAL COMMISSION</b>                  |  |                              |                         |                    |                          |                  |
| 10010 PERSONAL SERVICES                          | 55,561                                     | -                            | 55,561                  | 51,782             | 3,779                    | -                |
| 10020 OTHER EXPENSES                             | 18,112                                     | -                            | 18,112                  | 17,301             | 811                      | -                |
| <b>AGENCY TOTAL</b>                              | <b>73,673</b>                              | <b>-</b>                     | <b>73,673</b>           | <b>69,083</b>      | <b>4,590</b>             | <b>-</b>         |
| <b>TOTAL GENERAL GOVERNMENT</b>                  | <b>556,837,054</b>                         | <b>(1,745,751)</b>           | <b>555,091,303</b>      | <b>486,317,761</b> | <b>62,422,517</b>        | <b>6,351,025</b> |

**SCHEDULE B-3**

|   | CONTINUED<br>AND INITIAL<br>APPROPRIATIONS | APPROPRIATION<br>ADJUSTMENTS | TOTAL<br>APPROPRIATIONS | EXPENDITURES | APPROPRIATIONS<br>LAPSED | CONTINUED  |
|---|--|------------------------------|-------------------------|--------------|--------------------------|------------|
| <b>REGULATION AND PROTECTION</b>                                |  |                              |                         |              |                          |            |
| <b>DEPARTMENT OF PUBLIC SAFETY</b>                              |  |                              |                         |              |                          |            |
| 10010 PERSONAL SERVICES   | 130,265,313                                | (954,493)                    | 129,310,820             | 120,808,113  | 8,502,707                | -          |
| 10020 OTHER EXPENSES  | 29,997,894                                 | -                            | 29,997,894              | 26,881,412   | 3,116,482                | -          |
| 10050 EQUIPMENT   | 100  | (95)                         | 5                       | -            | 5                        | -          |
| 12026 STRESS REDUCTION  | 23,354                                     | -                            | 23,354                  | 23,354       | -                        | -          |
| 12082 FLEET PURCHASE  | 6,573,239                                  | -                            | 6,573,239               | 6,564,194    | 9,045                    | -          |
| 12235 WORKERS' COMPENSATION CLAIMS                              | 3,438,787                                  | 1,113,136                    | 4,551,923               | 4,475,689    | 76,234                   | -          |
| 12354 COLLECT   | 48,925                                     | -                            | 48,925                  | 842          | 48,083                   | -          |
| 16001 CIVIL AIR PATROL  | 34,920                                     | -                            | 34,920                  | 34,920       | -                        | -          |
| AGENCY TOTAL  | 170,382,532                                | 158,548                      | 170,541,080             | 158,788,524  | 11,752,556               | -          |
| <b>DEPARTMENT OF EMERGENCY MANAGEMENT AND HOMELAND SECURITY</b> |  |                              |                         |              |                          |            |
| 10010 PERSONAL SERVICES   | 3,339,140                                  | -                            | 3,339,140               | 3,107,570    | 231,570                  | -          |
| 10020 OTHER EXPENSES  | 854,460                                    | -                            | 854,460                 | 249,571      | 604,889                  | -          |
| 10050 EQUIPMENT   | 100  | (95)                         | 5                       | -            | 5                        | -          |
| AGENCY TOTAL  | 4,193,700                                  | (95)                         | 4,193,605               | 3,357,141    | 836,464                  | -          |
| <b>POLICE OFFICER STANDARDS AND TRAINING COUNCIL</b>            |  |                              |                         |              |                          |            |
| 10010 PERSONAL SERVICES   | 2,047,170                                  | -                            | 2,047,170               | 1,595,364    | 451,806                  | -          |
| 10020 OTHER EXPENSES  | 993,398                                    | -                            | 993,398                 | 574,208      | 419,190                  | -          |
| 10050 EQUIPMENT   | 100  | (95)                         | 5                       | -            | 5                        | -          |
| AGENCY TOTAL  | 3,040,668                                  | (95)                         | 3,040,573               | 2,169,572    | 871,001                  | -          |
| <b>BOARD OF FIREARMS PERMIT EXAMINERS</b>                       |  |                              |                         |              |                          |            |
| 10010 PERSONAL SERVICES   | 72,390                                     | 5,200                        | 77,590                  | 77,420       | 170                      | -          |
| 10020 OTHER EXPENSES  | 8,971                                      | -                            | 8,971                   | 7,294        | 1,677                    | -          |
| 10050 EQUIPMENT   | 100  | (95)                         | 5                       | -            | 5                        | -          |
| AGENCY TOTAL  | 81,461                                     | 5,105                        | 86,566                  | 84,714       | 1,852                    | -          |
| <b>MILITARY DEPARTMENT</b>                                      |  |                              |                         |              |                          |            |
| 10010 PERSONAL SERVICES   | 3,429,348                                  | (175,000)                    | 3,254,348               | 2,943,360    | 310,988                  | -          |
| 10020 OTHER EXPENSES  | 2,744,995                                  | 175,000                      | 2,919,995               | 2,204,382    | 715,613                  | -          |
| 10050 EQUIPMENT   | 100  | (95)                         | 5                       | -            | 5                        | -          |
| 12144 HONOR GUARDS  | 319,500                                    | -                            | 319,500                 | 319,500      | -                        | -          |
| 12325 VETERANS' SERVICE BONUSES                                 | 306,000                                    | -                            | 306,000                 | 126,050      | -                        | 179,950    |
| AGENCY TOTAL  | 6,799,943                                  | (95)                         | 6,799,848               | 5,593,292    | 1,026,606                | 179,950    |
| <b>COMMISSION ON FIRE PREVENTION AND CONTROL</b>                |  |                              |                         |              |                          |            |
| 10010 PERSONAL SERVICES   | 1,657,698                                  | -                            | 1,657,698               | 1,571,471    | 86,227                   | -          |
| 10020 OTHER EXPENSES  | 712,288                                    | -                            | 712,288                 | 564,532      | 147,756                  | -          |
| 10050 EQUIPMENT   | 100  | (95)                         | 5                       | -            | 5                        | -          |
| 12442 FIREFIGHTER TRAINING 1                                    | 505,250                                    | (52,500)                     | 452,750                 | 160,903      | 291,847                  | -          |
| 16009 WILLIMANTIC   | 161,798                                    | -                            | 161,798                 | 153,708      | 8,090                    | -          |
| 16025 TORRINGTON  | 81,367                                     | -                            | 81,367                  | 77,299       | 4,068                    | -          |
| 16034 NEW HAVEN   | 48,364                                     | -                            | 48,364                  | 45,946       | 2,418                    | -          |
| 16044 DERBY   | 37,139                                     | -                            | 37,139                  | 35,282       | 1,857                    | -          |
| 16056 WOLCOTT   | 100,162                                    | -                            | 100,162                 | 95,154       | 5,008                    | -          |
| 16065 FAIRFIELD   | 70,395                                     | -                            | 70,395                  | 66,875       | 3,520                    | -          |
| 16074 HARTFORD  | 169,336                                    | -                            | 169,336                 | 160,869      | 8,467                    | -          |
| 16080 MIDDLETOWN  | 59,053                                     | -                            | 59,053                  | 56,100       | 2,953                    | -          |
| 16082 PAYMENTS TO VOLUNTEER FIRE COMPANIES                      | 195,000                                    | (22,500)                     | 172,500                 | 152,155      | 20,345                   | -          |
| 16179 STAMFORD  | 55,432                                     | -                            | 55,432                  | 52,660       | 2,772                    | -          |
| AGENCY TOTAL  | 3,853,382                                  | (75,095)                     | 3,778,287               | 3,192,954    | 585,333                  | -          |
| <b>DEPARTMENT OF PUBLIC UTILITY CONTROL</b>                     |  |                              |                         |              |                          |            |
| 12389 STATE-WIDE ENERGY EFFICIENCY AND OUTREACH                 | 15,000                                     | -                            | 15,000                  | 15,000       | -                        | -          |
| AGENCY TOTAL  | 15,000                                     | -                            | 15,000                  | 15,000       | -                        | -          |
| <b>DEPARTMENT OF CONSUMER PROTECTION</b>                        |  |                              |                         |              |                          |            |
| 10010 PERSONAL SERVICES   | 10,774,000                                 | -                            | 10,774,000              | 9,284,012    | 1,489,988                | -          |
| 10020 OTHER EXPENSES  | 1,298,990                                  | -                            | 1,298,990               | 889,781      | 409,209                  | -          |
| 10050 EQUIPMENT   | 100  | (95)                         | 5                       | -            | 5                        | -          |
| AGENCY TOTAL  | 12,073,090                                 | (95)                         | 12,072,995              | 10,173,793   | 1,899,202                | -          |
| <b>DEPARTMENT OF LABOR</b>                                      |  |                              |                         |              |                          |            |
| 10010 PERSONAL SERVICES   | 8,630,815                                  | (325,000)                    | 8,305,815               | 7,335,811    | 970,004                  | -          |
| 10020 OTHER EXPENSES  | 750,000                                    | 325,000                      | 1,075,000               | 974,941      | 100,059                  | -          |
| 10050 EQUIPMENT   | 100  | (95)                         | 5                       | -            | 5                        | -          |
| 12098 WORKFORCE INVESTMENT ACT                                  | 33,526,980                                 | -                            | 33,526,980              | 23,333,200   | -                        | 10,193,780 |
| 12205 CONNECTICUT YOUTH EMPLOYMENT PROGRAM                      | 1,500,000                                  | -                            | 1,500,000               | 1,396,927    | 103,073                  | -          |
| 12212 JOBS FIRST EMPLOYMENT SERVICES                            | 17,555,803                                 | -                            | 17,555,803              | 16,912,693   | 643,110                  | -          |
| 12232 OPPORTUNITY INDUSTRIAL CENTERS                            | 500,000                                    | -                            | 500,000                 | 475,000      | 25,000                   | -          |
| 12245 INDIVIDUAL DEVELOPMENT ACCOUNT                            | 100,000                                    | -                            | 100,000                 | 95,000       | 5,000                    | -          |
| 12327 STRIDE  | 270,000                                    | -                            | 270,000                 | 223,696      | 46,304                   | -          |
| 12328 APPRENTICESHIP PROGRAM                                    | 500,000                                    | -                            | 500,000                 | 500,000      | -                        | -          |
| 12357 CONNECTICUT CAREER RESOURCE NETWORK                       | 149,667                                    | -                            | 149,667                 | 85,893       | 63,774                   | -          |
| 12358 21ST CENTURY JOBS   | 450,000                                    | -                            | 450,000                 | 414,442      | 35,558                   | -          |
| 12360 INCUMBENT WORKER TRAINING                                 | 450,000                                    | -                            | 450,000                 | 396,371      | 53,629                   | -          |
| 12425 STRIVE  | 270,000                                    | -                            | 270,000                 | 256,000      | 14,000                   | -          |
| 12479 WORKFORCE INVESTMENT ACT - ARRA STIMULUS                  | 26,996,797                                 | -                            | 26,996,797              | 17,485,437   | -                        | 9,511,360  |
| AGENCY TOTAL  | 91,650,162                                 | (95)                         | 91,650,067              | 69,885,411   | 2,059,516                | 19,705,140 |
| <b>OFFICE OF THE VICTIM ADVOCATE</b>                            |  |                              |                         |              |                          |            |
| 10010 PERSONAL SERVICES   | 260,963                                    | 34,000                       | 294,963                 | 283,007      | 11,956                   | -          |

**SCHEDULE B-3**

|  | CONTINUED<br>AND INITIAL |             | TOTAL       | EXPENDITURES | APPROPRIATIONS |            |
|--|--------------------------|-------------|-------------|--------------|----------------|------------|
|  | APPROPRIATIONS           | ADJUSTMENTS |             |              | APPROPRIATIONS | LAPSED     |
| 10020 OTHER EXPENSES   | 40,020                   | -           | 40,020      | 26,136       | 13,884         | -          |
| 10050 EQUIPMENT  | 100                      | -           | 100         | -            | 100            | -          |
| AGENCY TOTAL   | 301,083                  | 34,000      | 335,083     | 309,143      | 25,940         | -          |
| <b>COMMISSION ON HUMAN RIGHTS AND OPPORTUNITIES</b>          |                          |             |             |              |                |            |
| 10010 PERSONAL SERVICES                                      | 6,057,632                | -           | 6,057,632   | 5,668,967    | 388,665        | -          |
| 10020 OTHER EXPENSES   | 728,152                  | -           | 728,152     | 321,565      | 406,587        | -          |
| 10050 EQUIPMENT  | 100                      | (95)        | 5           | -            | 5              | -          |
| 12027 MARTIN LUTHER KING, JR. COMMISSION                     | 6,650                    | -           | 6,650       | 5,047        | 1,603          | -          |
| AGENCY TOTAL   | 6,792,534                | (95)        | 6,792,439   | 5,995,579    | 796,860        | -          |
| <b>PROTECTION AND ADVOCACY FOR PERSONS WITH DISABILITIES</b> |                          |             |             |              |                |            |
| 10010 PERSONAL SERVICES                                      | 2,289,521                | -           | 2,289,521   | 2,287,576    | 1,945          | -          |
| 10020 OTHER EXPENSES   | 369,483                  | -           | 369,483     | 196,343      | 173,140        | -          |
| 10050 EQUIPMENT  | 100                      | (95)        | 5           | -            | 5              | -          |
| AGENCY TOTAL   | 2,659,104                | (95)        | 2,659,009   | 2,483,919    | 175,090        | -          |
| <b>OFFICE OF THE CHILD ADVOCATE</b>                          |                          |             |             |              |                |            |
| 10010 PERSONAL SERVICES                                      | 644,662                  | 33,000      | 677,662     | 648,880      | 28,782         | -          |
| 10020 OTHER EXPENSES   | 162,016                  | (32,000)    | 130,016     | 132,827      | 97,189         | -          |
| 10050 EQUIPMENT  | 100                      | (95)        | 5           | -            | 5              | -          |
| 12028 CHILD FATALITY REVIEW PANEL                            | 95,010                   | (1,000)     | 94,010      | 89,622       | 4,388          | -          |
| AGENCY TOTAL   | 901,788                  | (95)        | 901,693     | 771,329      | 130,364        | -          |
| TOTAL REGULATION AND PROTECTION                              | 302,744,447              | 121,798     | 302,866,245 | 262,820,371  | 20,160,784     | 19,885,090 |
| <b>CONSERVATION AND DEVELOPMENT</b>                          |                          |             |             |              |                |            |
| <b>DEPARTMENT OF AGRICULTURE</b>                             |                          |             |             |              |                |            |
| 10010 PERSONAL SERVICES                                      | 3,870,000                | (100,000)   | 3,770,000   | 3,367,058    | 402,942        | -          |
| 10020 OTHER EXPENSES   | 400,000                  | 175,000     | 575,000     | 574,976      | 24             | -          |
| 10050 EQUIPMENT  | 100                      | (95)        | 5           | -            | 5              | -          |
| 12083 VIBRIO BACTERIUM PROGRAM                               | 100                      | -           | 100         | -            | 100            | -          |
| 12390 DAIRY FARMERS  | 10,000,000               | -           | 10,000,000  | 9,481,948    | 518,052        | -          |
| 12421 SENIOR FOOD VOUCHERS                                   | 300,000                  | -           | 300,000     | 293,547      | 6,453          | -          |
| 16002 WIC PROGRAM FOR FRESH PRODUCE FOR SENIORS              | 104,500                  | (75,000)    | 29,500      | 11,000       | 18,500         | -          |
| 16027 COLLECTION OF AGRICULTURAL STATISTICS                  | 1,080                    | -           | 1,080       | 1,080        | -              | -          |
| 16037 TUBERCULOSIS AND BRUCELLOSIS INDEMNITY                 | 900                      | -           | 900         | -            | 900            | -          |
| 16051 FAIR TESTING   | 5,040                    | -           | 5,040       | 968          | 4,072          | -          |
| 16067 CONNECTICUT GROWN PRODUCT PROMOTION                    | 15,000                   | -           | 15,000      | 14,250       | 750            | -          |
| 16075 WIC COUPON PROGRAM FOR FRESH PRODUCE                   | 184,090                  | -           | 184,090     | 182,827      | 1,263          | -          |
| AGENCY TOTAL   | 14,880,810               | (95)        | 14,880,715  | 13,927,654   | 953,061        | -          |
| <b>CONNECTICUT AGRICULTURAL EXPERIMENT STATION</b>           |                          |             |             |              |                |            |
| 10010 PERSONAL SERVICES                                      | 6,150,000                | -           | 6,150,000   | 5,389,560    | 760,440        | -          |
| 10020 OTHER EXPENSES   | 923,511                  | -           | 923,511     | 800,030      | 123,481        | -          |
| 10050 EQUIPMENT  | 100                      | (95)        | 5           | -            | 5              | -          |
| 12056 MOSQUITO CONTROL                                       | 222,089                  | -           | 222,089     | 222,086      | 3              | -          |
| 12288 WILDLIFE DISEASE PREVENTION                            | 83,344                   | -           | 83,344      | 83,338       | 6              | -          |
| AGENCY TOTAL   | 7,379,044                | (95)        | 7,378,949   | 6,495,014    | 883,935        | -          |
| <b>DEPARTMENT OF ENVIRONMENTAL PROTECTION</b>                |                          |             |             |              |                |            |
| 10010 PERSONAL SERVICES                                      | 33,590,000               | -           | 33,590,000  | 30,644,844   | 2,945,156      | -          |
| 10020 OTHER EXPENSES   | 3,456,277                | -           | 3,456,277   | 2,756,027    | 700,250        | -          |
| 10050 EQUIPMENT  | 100                      | (95)        | 5           | -            | 5              | -          |
| 12030 STREAM GAGING  | 199,561                  | -           | 199,561     | 199,561      | -              | -          |
| 12054 MOSQUITO CONTROL                                       | 300,000                  | -           | 300,000     | 259,669      | 40,331         | -          |
| 12084 STATE SUPERFUND SITE MAINTENANCE                       | 371,450                  | -           | 371,450     | 241,100      | 130,350        | -          |
| 12146 LABORATORY FEES  | 248,289                  | -           | 248,289     | 170,309      | 77,980         | -          |
| 12195 DAM MAINTENANCE  | 132,489                  | -           | 132,489     | 125,156      | 7,333          | -          |
| 12486 COUNCIL DISTRICT ERT'S LAND USE                        | 800,000                  | (83,333)    | 716,667     | 676,667      | 40,000         | -          |
| 12487 EMERGENCY SPILL RESPONSE                               | 10,577,774               | -           | 10,577,774  | 7,683,476    | 2,894,298      | -          |
| 12488 SOLID WASTE MANAGEMENT                                 | 2,832,429                | -           | 2,832,429   | 2,386,528    | 445,901        | -          |
| 12489 UNDERGROUND STORAGE TANK                               | 4,925,616                | (1,500,000) | 3,425,616   | 3,179,335    | 246,281        | -          |
| 12490 CLEAN AIR ACCOUNT                                      | 4,903,091                | -           | 4,903,091   | 3,953,273    | 949,818        | -          |
| 12491 ENVIRONMENTAL CONSERVATION                             | 7,892,385                | (365,000)   | 7,527,385   | 7,526,938    | 447            | -          |
| 12501 ENVIRONMENTAL QUALITY                                  | 9,448,515                | -           | 9,448,515   | 8,725,849    | 722,666        | -          |
| 16028 AGREEMENT USGS - GEOLOGICAL INVESTIGATION              | 47,000                   | -           | 47,000      | 47,000       | -              | -          |
| 16038 AGREEMENT USGS - HYDROLOGICAL STUDY                    | 155,456                  | -           | 155,456     | 155,456      | -              | -          |
| 16046 N. ENGLAND INTERSTATE WATER POLLUTION COMMISSION       | 8,400                    | -           | 8,400       | 6,375        | 2,025          | -          |
| 16052 NORTHEAST INTERSTATE FOREST FIRE COMPACT               | 2,040                    | -           | 2,040       | 1,548        | 492            | -          |
| 16059 CT RIVER VALLEY FLOOD CONTROL COMMISSION               | 40,200                   | -           | 40,200      | 30,507       | 9,693          | -          |
| 16083 THAMES RIVER VALLEY FLOOD CONTROL COMMISSION           | 48,281                   | -           | 48,281      | 36,640       | 11,641         | -          |
| 16099 AGREEMENT USGS-WATER QUALITY STREAM MONITORING         | 215,412                  | -           | 215,412     | 215,412      | -              | -          |
| 17088 LOBSTER RESTORATION                                    | 200,000                  | -           | 200,000     | -            | 200,000        | -          |
| AGENCY TOTAL   | 80,394,765               | (1,948,428) | 78,446,337  | 69,021,670   | 9,424,667      | -          |
| <b>COUNCIL ON ENVIRONMENTAL QUALITY</b>                      |                          |             |             |              |                |            |
| 10010 PERSONAL SERVICES                                      | 162,460                  | -           | 162,460     | 149,940      | 12,520         | -          |
| 10020 OTHER EXPENSES   | 14,500                   | -           | 14,500      | 2,488        | 12,012         | -          |
| 10050 EQUIPMENT  | 100                      | (95)        | 5           | -            | 5              | -          |
| AGENCY TOTAL   | 177,060                  | (95)        | 176,965     | 152,428      | 24,537         | -          |
| <b>COMMISSION ON CULTURE AND TOURISM</b>                     |                          |             |             |              |                |            |
| 10010 PERSONAL SERVICES                                      | 2,726,406                | -           | 2,726,406   | 2,680,714    | 45,692         | -          |
| 10020 OTHER EXPENSES   | 857,658                  | -           | 857,658     | 363,655      | 494,003        | -          |
| 10050 EQUIPMENT  | 100                      | (95)        | 5           | -            | 5              | -          |

**SCHEDULE B-3**

|   | CONTINUED         | APPROPRIATION    | TOTAL             | EXPENDITURES      | APPROPRIATIONS   |                |        |           |
|---|-------------------|------------------|-------------------|-------------------|------------------|----------------|--------|-----------|
|   | AND INITIAL       |                  |                   |                   | ADJUSTMENTS      | APPROPRIATIONS | LAPSED | CONTINUED |
|   | APPROPRIATIONS    |                  |                   |                   |                  |                |        |           |
| 12296 STATE-WIDE MARKETING                            | 229,692           | -                | 229,692           | 225,872           | -                | -              | -      | 3,820     |
| 12411 CT ASSOCIATION FOR THE PERFORMING ARTS/SCHUBERT | 406,125           | (20,300)         | 385,825           | 365,519           | 20,306           | -              | -      | -         |
| 12412 HARTFORD URBAN ARTS GRANT                       | 406,125           | (20,300)         | 385,825           | 365,519           | 20,306           | -              | -      | -         |
| 12413 NEW BRITAIN ARTS ALLIANCE                       | 81,225            | (4,060)          | 77,165            | 73,104            | 4,061            | -              | -      | -         |
| 12449 FILM INDUSTRY TRAINING PROGRAM                  | 250,000           | -                | 250,000           | 237,500           | 12,500           | -              | -      | -         |
| 12466 IVORYTON PLAYHOUSE                              | 47,500            | (2,375)          | 45,125            | 42,750            | 2,375            | -              | -      | -         |
| 16175 BRIDGEPORT DISCOVERY MUSEUM                     | 406,125           | (20,300)         | 385,825           | 365,519           | 20,306           | -              | -      | -         |
| 16188 NATIONAL THEATRE FOR THE DEAF                   | 162,450           | (8,120)          | 154,330           | 146,207           | 8,123            | -              | -      | -         |
| 16196 CULTURE, TOURISM AND ARTS GRANT                 | 2,000,000         | (97,589)         | 1,902,411         | 1,677,232         | 225,179          | -              | -      | -         |
| 16197 CONNECTICUT TRUST FOR HISTORIC PRESERVATION     | 225,625           | (11,275)         | 214,350           | 203,069           | 11,281           | -              | -      | -         |
| 16209 CONNECTICUT SCIENCE CENTER                      | 676,250           | (33,813)         | 642,437           | 642,437           | -                | -              | -      | -         |
| 17063 GREATER HARTFORD ARTS COUNCIL                   | 101,531           | (5,075)          | 96,456            | 91,379            | 5,077            | -              | -      | -         |
| 17064 STAMFORD CENTER FOR THE ARTS                    | 406,125           | (20,300)         | 385,825           | 365,519           | 20,306           | -              | -      | -         |
| 17065 STEPPING STONE CHILD MUSEUM                     | 47,500            | (2,375)          | 45,125            | 42,750            | 2,375            | -              | -      | -         |
| 17066 MARITIME CENTER AUTHORITY                       | 570,000           | (28,500)         | 541,500           | 513,000           | 28,500           | -              | -      | -         |
| 17067 BASIC CULTURAL RESOURCES GRANT                  | 1,500,000         | (73,192)         | 1,426,808         | 1,247,295         | 179,513          | -              | -      | -         |
| 17068 TOURISM DISTRICTS                               | 1,800,000         | -                | 1,800,000         | 1,710,000         | 90,000           | -              | -      | -         |
| 17069 CONNECTICUT HUMANITIES COUNCIL                  | 2,256,250         | (112,813)        | 2,143,437         | 2,030,624         | 112,813          | -              | -      | -         |
| 17070 AMISTAD COMMITTEE FOR THE FREEDOM TRAIL         | 47,500            | (2,375)          | 45,125            | 42,750            | 2,375            | -              | -      | -         |
| 17071 AMISTAD VESSEL                                  | 406,125           | (20,300)         | 385,825           | 365,519           | 20,306           | -              | -      | -         |
| 17072 NEW HAVEN FESTIVAL OF ARTS AND IDEAS            | 855,000           | (42,750)         | 812,250           | 769,500           | 42,750           | -              | -      | -         |
| 17073 NEW HAVEN ARTS COUNCIL                          | 101,531           | (5,125)          | 96,406            | 91,329            | 5,077            | -              | -      | -         |
| 17074 PALACE THEATER                                  | 406,125           | (20,300)         | 385,825           | 365,519           | 20,306           | -              | -      | -         |
| 17075 BEARDSLEY ZOO                                   | 380,000           | (19,000)         | 361,000           | 342,000           | 19,000           | -              | -      | -         |
| 17076 MYSTIC AQUARIUM                                 | 665,000           | (33,250)         | 631,750           | 598,500           | 33,250           | -              | -      | -         |
| 17077 QUINEBAUG TOURISM                               | 50,000            | -                | 50,000            | 47,500            | 2,500            | -              | -      | -         |
| 17078 NORTHWEST TOURISM                               | 50,000            | -                | 50,000            | 47,500            | 2,500            | -              | -      | -         |
| 17079 EASTERN TOURISM                                 | 50,000            | -                | 50,000            | 47,500            | 2,500            | -              | -      | -         |
| 17080 CENTRAL TOURISM                                 | 50,000            | -                | 50,000            | 47,500            | 2,500            | -              | -      | -         |
| 17082 MARK TWAIN AND HARRIET BEECHER STOWE HOMES      | 102,600           | (5,130)          | 97,470            | 92,340            | 5,130            | -              | -      | -         |
| <b>AGENCY TOTAL</b>                                   | <b>18,320,568</b> | <b>(608,712)</b> | <b>17,711,856</b> | <b>16,247,121</b> | <b>1,460,915</b> | <b>3,820</b>   |        |           |

**DEPARTMENT OF ECONOMIC AND COMMUNITY DEVELOPMENT**

|  |                    |                    |                    |                    |                   |                |         |   |
|--|--------------------|--------------------|--------------------|--------------------|-------------------|----------------|---------|---|
| 10010 PERSONAL SERVICES                            | 7,406,307          | -                  | 7,406,307          | 5,731,590          | 1,674,717         | -              | -       | - |
| 10020 OTHER EXPENSES                               | 1,505,188          | -                  | 1,505,188          | 724,961            | 780,227           | -              | -       | - |
| 10050 EQUIPMENT                                    | 100                | (95)               | 5                  | -                  | 5                 | -              | -       | - |
| 12032 ELDERLY RENTAL REGISTRY AND COUNSELORS       | 598,171            | -                  | 598,171            | 540,144            | 58,027            | -              | -       | - |
| 12363 SMALL BUSINESS INCUBATOR PROGRAM             | 1,500,000          | (850,000)          | 650,000            | -                  | -                 | -              | 650,000 | - |
| 12400 HOME CT                                      | 400,000            | (380,000)          | 20,000             | -                  | 20,000            | -              | -       | - |
| 12432 FAIR HOUSING                                 | 325,000            | -                  | 325,000            | 224,361            | 100,639           | -              | -       | - |
| 12434 CCAT-ENERGY APPLICATION RESEARCH             | 100,000            | (45,000)           | 55,000             | -                  | 55,000            | -              | -       | - |
| 12435 MAIN STREET INITIATIVES                      | 180,000            | -                  | 180,000            | 151,711            | 28,289            | -              | -       | - |
| 12436 RESIDENTIAL SERVICE COORDINATORS             | 500,000            | -                  | 500,000            | 421,661            | 78,339            | -              | -       | - |
| 12437 OFFICE OF MILITARY AFFAIRS                   | 161,587            | -                  | 161,587            | 128,906            | 32,681            | -              | -       | - |
| 12438 HYDROGEN FUEL CELL ECONOMY                   | 237,500            | -                  | 237,500            | 165,347            | 72,153            | -              | -       | - |
| 12439 SOUTHEAST CONNECTICUT INCUBATOR              | 250,000            | -                  | 250,000            | 177,222            | 72,778            | -              | -       | - |
| 12467 CT MANUFACTURING SUPPLY CHAIN                | 400,000            | (80,000)           | 320,000            | -                  | -                 | -              | 320,000 | - |
| 16019 ENTREPRENEURIAL CENTERS                      | 135,375            | -                  | 135,375            | 93,344             | 42,031            | -              | -       | - |
| 16029 SUBSIDIZED ASSISTED LIVING DEMONSTRATION     | 1,709,000          | -                  | 1,709,000          | 1,623,550          | 85,450            | -              | -       | - |
| 16068 CONGREGATE FACILITIES OPERATION COSTS        | 6,884,547          | -                  | 6,884,547          | 6,233,888          | 650,659           | -              | -       | - |
| 16076 HOUSING ASSISTANCE AND COUNSELING PROGRAM    | 438,500            | -                  | 438,500            | 325,923            | 112,577           | -              | -       | - |
| 16084 ELDERLY CONGREGATE RENT SUBSIDY              | 2,284,699          | -                  | 2,284,699          | 2,099,992          | 184,707           | -              | -       | - |
| 16189 CONNSTEP                                     | 800,000            | -                  | 800,000            | 518,889            | 281,111           | -              | -       | - |
| 16191 DEVELOPMENT RESEARCH AND ECONOMIC ASSISTANCE | 237,500            | -                  | 237,500            | 237,500            | -                 | -              | -       | - |
| 17008 TAX ABATEMENT                                | 1,704,890          | -                  | 1,704,890          | 1,704,890          | -                 | -              | -       | - |
| 17012 PAYMENT IN LIEU OF TAXES                     | 2,204,000          | -                  | 2,204,000          | 2,204,000          | -                 | -              | -       | - |
| <b>AGENCY TOTAL</b>                                | <b>29,962,364</b>  | <b>(1,355,095)</b> | <b>28,607,269</b>  | <b>23,307,879</b>  | <b>4,329,390</b>  | <b>970,000</b> |         |   |
| <b>TOTAL CONSERVATION AND DEVELOPMENT</b>          | <b>151,114,611</b> | <b>(3,912,520)</b> | <b>147,202,091</b> | <b>129,151,766</b> | <b>17,076,505</b> | <b>973,820</b> |         |   |

**HEALTH AND HOSPITALS**

**DEPARTMENT OF PUBLIC HEALTH**

|  |                   |                |                   |                   |                  |                |         |   |
|--|-------------------|----------------|-------------------|-------------------|------------------|----------------|---------|---|
| 10010 PERSONAL SERVICES                              | 33,734,745        | (683,082)      | 33,051,663        | 31,689,941        | 1,361,722        | -              | -       | - |
| 10020 OTHER EXPENSES                                 | 5,994,136         | -              | 5,994,136         | 5,192,959         | 801,177          | -              | -       | - |
| 10050 EQUIPMENT                                      | 200               | (190)          | 10                | -                 | 10               | -              | -       | - |
| 12100 NEEDLE AND SYRINGE EXCHANGE PROGRAM            | 455,072           | -              | 455,072           | 429,822           | 25,250           | -              | -       | - |
| 12126 CHILDREN'S HEALTH INITIATIVE                   | 1,481,766         | 721,680        | 2,203,446         | 1,434,904         | 618,542          | -              | 150,000 | - |
| 12227 CHILDHOOD LEAD POISONING PREVENTION            | 1,098,172         | -              | 1,098,172         | 1,042,865         | 55,307           | -              | -       | - |
| 12236 AIDS SERVICES                                  | 5,052,598         | -              | 5,052,598         | 4,653,612         | 398,986          | -              | -       | - |
| 12255 BREAST AND CERVICAL CANCER DETECTION/TREATMENT | 2,426,775         | -              | 2,426,775         | 2,426,775         | -                | -              | -       | - |
| 12259 SERVICES FOR CHILDREN AFFECTED BY AIDS         | 245,029           | -              | 245,029           | 232,778           | 12,251           | -              | -       | - |
| 12264 CHILDREN WITH SPECIAL HEALTH CARE NEEDS        | 1,271,627         | -              | 1,271,627         | 1,208,046         | 63,581           | -              | -       | - |
| 12268 MEDICAID ADMINISTRATION                        | 3,780,968         | -              | 3,780,968         | 3,260,151         | 520,817          | -              | -       | - |
| 12430 FETAL AND INFANT MORTALITY REVIEW              | 315,000           | -              | 315,000           | -                 | 315,000          | -              | -       | - |
| 16060 COMMUNITY HEALTH SERVICES                      | 6,986,052         | (237,418)      | 6,748,634         | 6,399,330         | 349,304          | -              | -       | - |
| 16103 RAPE CRISIS                                    | 439,684           | -              | 439,684           | 439,684           | -                | -              | -       | - |
| 16112 X-RAY SCREENING AND TUBERCULOSIS CARE          | 379,899           | 920,500        | 1,300,399         | 1,171,880         | 128,519          | -              | -       | - |
| 16121 GENETIC DISEASES PROGRAMS                      | 877,416           | -              | 877,416           | 769,869           | 107,547          | -              | -       | - |
| 16133 LOAN REPAYMENT PROGRAM                         | 274,594           | -              | 274,594           | -                 | 142,250          | -              | 132,344 | - |
| 16136 IMMUNIZATION SERVICES                          | 9,044,950         | -              | 9,044,950         | 8,837,708         | 207,242          | -              | -       | - |
| 17009 LOCAL AND DISTRICT DEPARTMENTS OF HEALTH       | 4,264,470         | -              | 4,264,470         | 4,264,470         | -                | -              | -       | - |
| 17013 VENEREAL DISEASE CONTROL                       | 195,210           | -              | 195,210           | 195,209           | 1                | -              | -       | - |
| 17019 SCHOOL BASED HEALTH CLINICS                    | 10,440,646        | -              | 10,440,646        | 9,807,938         | 632,708          | -              | -       | - |
| <b>AGENCY TOTAL</b>                                  | <b>88,759,009</b> | <b>721,490</b> | <b>89,480,499</b> | <b>83,600,191</b> | <b>5,597,964</b> | <b>282,344</b> |         |   |

**OFFICE OF THE CHIEF MEDICAL EXAMINER**

|                         |           |          |           |           |         |   |   |   |
|-------------------------|-----------|----------|-----------|-----------|---------|---|---|---|
| 10010 PERSONAL SERVICES | 5,182,094 | (50,000) | 5,132,094 | 4,453,187 | 678,907 | - | - | - |
|-------------------------|-----------|----------|-----------|-----------|---------|---|---|---|



**SCHEDULE B-3**

|   | CONTINUED<br>AND INITIAL<br>APPROPRIATIONS | APPROPRIATION<br>ADJUSTMENTS | TOTAL<br>APPROPRIATIONS | EXPENDITURES         | APPROPRIATIONS<br>LAPSED | CONTINUED        |
|---|--|------------------------------|-------------------------|----------------------|--------------------------|------------------|
| 10020 OTHER EXPENSES                                      | 706,703                                    | 50,000                       | 756,703                 | 756,700              | 3                        | -                |
| 10050 EQUIPMENT   | 5,000                                      | -                            | 5,000                   | -                    | 5,000                    | -                |
| 12033 MEDICOLEGAL INVESTIGATIONS                          | 100,039                                    | -                            | 100,039                 | 36,194               | 63,845                   | -                |
| AGENCY TOTAL  | 5,993,836                                  | -                            | 5,993,836               | 5,246,081            | 747,755                  | -                |
| <b>DEPARTMENT OF DEVELOPMENTAL SERVICES</b>               |  |                              |                         |                      |                          |                  |
| 10010 PERSONAL SERVICES                                   | 304,742,900                                | (8,173,657)                  | 296,569,243             | 272,482,410          | 24,086,833               | -                |
| 10020 OTHER EXPENSES                                      | 27,093,834                                 | -                            | 27,093,834              | 22,706,272           | 4,387,562                | -                |
| 10050 EQUIPMENT   | 100  | (95)                         | 5                       | -                    | 5                        | -                |
| 12034 HUMAN RESOURCE DEVELOPMENT                          | 219,790                                    | -                            | 219,790                 | 190,735              | 29,055                   | -                |
| 12072 FAMILY SUPPORT GRANTS                               | 3,280,095                                  | -                            | 3,280,095               | 3,273,895            | 6,200                    | -                |
| 12101 COOPERATIVE PLACEMENTS PROGRAM                      | 21,284,706                                 | -                            | 21,284,706              | 20,591,677           | 693,029                  | -                |
| 12185 CLINICAL SERVICES                                   | 4,812,372                                  | -                            | 4,812,372               | 4,642,356            | 170,016                  | -                |
| 12192 EARLY INTERVENTION                                  | 30,243,415                                 | 6,683,732                    | 36,927,147              | 36,927,147           | -                        | -                |
| 12213 COMMUNITY TEMPORARY SUPPORT SERVICES                | 67,315                                     | -                            | 67,315                  | 63,949               | 3,366                    | -                |
| 12219 COMMUNITY RESPITE CARE PROGRAM                      | 330,345                                    | -                            | 330,345                 | 313,828              | 16,517                   | -                |
| 12235 WORKERS' COMPENSATION CLAIMS                        | 14,246,035                                 | 2,000,000                    | 16,246,035              | 16,201,763           | 44,272                   | -                |
| 12340 PILOT PROGRAM FOR AUTISM SERVICES                   | 1,598,576                                  | (211,457)                    | 1,387,119               | 1,178,257            | 208,862                  | -                |
| 12493 VOLUNTARY SERVICES                                  | 32,692,416                                 | -                            | 32,692,416              | 31,786,566           | 905,850                  | -                |
| 16069 RENT SUBSIDY PROGRAM                                | 4,537,554                                  | (281,918)                    | 4,255,636               | 4,183,597            | 72,039                   | -                |
| 16104 FAMILY REUNION PROGRAM                              | 137,900                                    | (16,700)                     | 121,200                 | 116,558              | 4,642                    | -                |
| 16108 EMPLOYMENT OPPORTUNITIES AND DAY SERVICES           | 177,493,735                                | -                            | 177,493,735             | 173,783,854          | 3,709,881                | -                |
| 16122 COMMUNITY RESIDENTIAL SERVICES                      | 379,447,857                                | -                            | 379,447,857             | 379,343,096          | 104,761                  | -                |
| AGENCY TOTAL  | 1,002,228,945                              | (95)                         | 1,002,228,850           | 967,785,960          | 34,442,890               | -                |
| <b>DEPARTMENT OF MENTAL HEALTH AND ADDICTION SERVICES</b> |  |                              |                         |                      |                          |                  |
| 10010 PERSONAL SERVICES                                   | 210,530,850                                | (5,000,000)                  | 205,530,850             | 182,515,611          | 23,015,239               | -                |
| 10020 OTHER EXPENSES                                      | 34,667,107                                 | -                            | 34,667,107              | 28,869,998           | 5,797,109                | -                |
| 10050 EQUIPMENT   | 100  | (95)                         | 5                       | -                    | 5                        | -                |
| 12035 HOUSING SUPPORTS AND SERVICES                       | 12,734,867                                 | -                            | 12,734,867              | 11,969,686           | 765,181                  | -                |
| 12157 MANAGED SERVICE SYSTEM                              | 37,208,822                                 | -                            | 37,208,822              | 36,456,582           | 752,240                  | -                |
| 12196 LEGAL SERVICES                                      | 550,275                                    | -                            | 550,275                 | 539,269              | 11,006                   | -                |
| 12199 CONNECTICUT MENTAL HEALTH CENTER                    | 8,638,491                                  | -                            | 8,638,491               | 8,265,721            | 372,770                  | -                |
| 12207 PROFESSIONAL SERVICES                               | 9,688,898                                  | 2,000,000                    | 11,688,898              | 11,681,456           | 7,442                    | -                |
| 12220 GENERAL ASSISTANCE MANAGED CARE                     | 83,081,389                                 | 2,000,000                    | 85,081,389              | 81,968,250           | 1,113,139                | 2,000,000        |
| 12235 WORKERS' COMPENSATION CLAIMS                        | 12,344,566                                 | -                            | 12,344,566              | 12,128,927           | 215,639                  | -                |
| 12247 NURSING HOME SCREENING                              | 622,784                                    | -                            | 622,784                 | 565,409              | 57,375                   | -                |
| 12250 SPECIAL POPULATION                                  | 46,890,306                                 | -                            | 46,890,306              | 45,705,285           | 1,185,021                | -                |
| 12256 TBI COMMUNITY SERVICES                              | 7,743,612                                  | -                            | 7,743,612               | 7,485,920            | 257,692                  | -                |
| 12278 JAIL DIVERSION                                      | 4,426,568                                  | -                            | 4,426,568               | 4,324,917            | 101,651                  | -                |
| 12289 BEHAVIORAL HEALTH MEDICATIONS                       | 8,869,095                                  | (1,000,000)                  | 7,869,095               | 7,524,514            | 344,581                  | -                |
| 12292 PRISON OVERCROWDING                                 | 6,231,683                                  | -                            | 6,231,683               | 5,419,911            | 811,772                  | -                |
| 12298 MEDICAID ADULT REHABILITATION OPTIONS               | 4,044,234                                  | -                            | 4,044,234               | 3,288,600            | 755,634                  | -                |
| 12330 DISCHARGE AND DIVERSION SERVICES                    | 3,080,116                                  | 2,000,000                    | 5,080,116               | 5,080,110            | 6                        | -                |
| 12444 HOME AND COMMUNITY BASED SERVICES                   | 2,880,327                                  | -                            | 2,880,327               | 1,900,271            | 980,056                  | -                |
| 12465 PERSISTENT VIOLENT FELONY ACT                       | 703,333                                    | -                            | 703,333                 | 689,266              | 14,067                   | -                |
| 16003 GRANTS FOR SUBSTANCE ABUSE SERVICES                 | 25,528,766                                 | -                            | 25,528,766              | 25,018,184           | 510,582                  | -                |
| 16053 GRANTS FOR MENTAL HEALTH SERVICES                   | 77,894,230                                 | -                            | 77,894,230              | 76,083,784           | 1,810,446                | -                |
| 16070 EMPLOYMENT OPPORTUNITIES                            | 10,630,353                                 | -                            | 10,630,353              | 10,374,636           | 255,717                  | -                |
| AGENCY TOTAL  | 608,990,772                                | (95)                         | 608,990,677             | 567,856,307          | 39,134,370               | 2,000,000        |
| <b>PSYCHIATRIC SECURITY REVIEW BOARD</b>                  |  |                              |                         |                      |                          |                  |
| 10010 PERSONAL SERVICES                                   | 321,454                                    | -                            | 321,454                 | 312,364              | 9,090                    | -                |
| 10020 OTHER EXPENSES                                      | 39,441                                     | -                            | 39,441                  | 26,151               | 13,290                   | -                |
| AGENCY TOTAL  | 360,895                                    | -                            | 360,895                 | 338,515              | 22,380                   | -                |
| <b>TOTAL HEALTH AND HOSPITALS</b>                         | <b>1,706,333,457</b>                       | <b>721,300</b>               | <b>1,707,054,757</b>    | <b>1,624,827,054</b> | <b>79,945,359</b>        | <b>2,282,344</b> |
| <b>TRANSPORTATION</b>                                     |  |                              |                         |                      |                          |                  |
| <b>DEPARTMENT OF TRANSPORTATION</b>                       |  |                              |                         |                      |                          |                  |
| 12036 TRANSPORTATION STRATEGY BOARD                       | 609,426                                    | -                            | 609,426                 | -                    | -                        | 609,426          |
| 12175 BUS OPERATIONS                                      | 2,294,500                                  | -                            | 2,294,500               | 2,294,500            | -                        | -                |
| AGENCY TOTAL  | 2,903,926                                  | -                            | 2,903,926               | 2,294,500            | -                        | 609,426          |
| <b>TOTAL TRANSPORTATION</b>                               | <b>2,903,926</b>                           | <b>-</b>                     | <b>2,903,926</b>        | <b>2,294,500</b>     | <b>-</b>                 | <b>609,426</b>   |
| <b>HUMAN SERVICES</b>                                     |  |                              |                         |                      |                          |                  |
| <b>DEPARTMENT OF SOCIAL SERVICES</b>                      |  |                              |                         |                      |                          |                  |
| 10010 PERSONAL SERVICES                                   | 120,822,641                                | (14,178,472)                 | 106,644,169             | 100,323,646          | 6,320,523                | -                |
| 10020 OTHER EXPENSES                                      | 98,778,800                                 | (2,129,005)                  | 96,649,795              | 87,067,195           | 313,013                  | 9,269,587        |
| 10050 EQUIPMENT   | 100  | (95)                         | 5                       | -                    | 5                        | -                |
| 12042 CHILDREN'S TRUST FUND                               | 11,423,456                                 | -                            | 11,423,456              | 10,335,782           | 1,087,674                | -                |
| 12121 CHILDREN'S HEALTH COUNCIL                           | 218,317                                    | (181,082)                    | 37,235                  | -                    | 37,235                   | -                |
| 12127 HUSKY OUTREACH                                      | 706,452                                    | -                            | 706,452                 | 494,516              | 211,936                  | -                |
| 12197 GENETIC TESTS IN PATERNITY ACTIONS                  | 201,202                                    | (100,000)                    | 101,202                 | 87,840               | 13,362                   | -                |
| 12202 STATE FOOD STAMP SUPPLEMENT                         | 408,616                                    | 178,800                      | 587,416                 | 539,716              | 47,700                   | -                |
| 12224 DAY CARE PROJECTS                                   | 478,820                                    | -                            | 478,820                 | 454,879              | 23,941                   | -                |
| 12239 HUSKY PROGRAM                                       | 34,261,200                                 | 622,000                      | 34,883,200              | 34,872,987           | 10,213                   | -                |
| 12494 CHARTER OAK HEALTH PLAN                             | 13,730,000                                 | 11,761,770                   | 25,491,770              | 25,250,604           | 241,166                  | -                |
| 16004 VOCATIONAL REHABILITATION                           | 7,386,668                                  | (1,200,000)                  | 6,186,668               | 6,186,668            | -                        | -                |
| 16020 MEDICAID  | 3,852,251,658                              | 22,902,361                   | 3,875,154,019           | 3,855,090,206        | 3,684,336                | 16,379,477       |
| 16030 LIFESTAR HELICOPTER                                 | 1,388,190                                  | -                            | 1,388,190               | 1,388,190            | -                        | -                |
| 16061 OLD AGE ASSISTANCE                                  | 36,328,262                                 | 380,000                      | 36,708,262              | 35,263,210           | 1,445,052                | -                |
| 16071 AID TO THE BLIND                                    | 724,259                                    | 66,000                       | 790,259                 | 747,179              | 43,080                   | -                |
| 16077 AID TO THE DISABLED                                 | 60,649,322                                 | 1,754,000                    | 62,403,322              | 60,406,628           | 1,996,694                | -                |
| 16090 TEMPORARY ASSISTANCE TO FAMILIES-TANF               | 117,434,597                                | 2,755,000                    | 120,189,597             | 119,103,488          | 1,086,109                | -                |

**SCHEDULE B-3**

|  | CONTINUED<br>AND INITIAL |              | TOTAL<br>APPROPRIATIONS | TOTAL<br>EXPENDITURES | APPROPRIATIONS |            |
|--|--------------------------|--------------|-------------------------|-----------------------|----------------|------------|
|  | APPROPRIATIONS           | ADJUSTMENTS  |                         |                       | LAPSED         | CONTINUED  |
| 16096 EMERGENCY ASSISTANCE                               | 500                      | -            | 500                     | -                     | 500            | -          |
| 16098 FOOD STAMP TRAINING EXPENSES                       | 32,397                   | (11,163)     | 21,234                  | 11,196                | 10,038         | -          |
| 16100 CT PHARMACEUTICAL ASSISTANCE TO THE ELDERLY        | 10,279,645               | 15,168,693   | 25,448,338              | 25,101,554            | 346,784        | -          |
| 16105 HEALTHY START                                      | 1,490,220                | -            | 1,490,220               | 1,415,706             | 74,514         | -          |
| 16109 DMHAS - MEDICAID DISPROPORTIONATE SHARE            | 105,935,000              | -            | 105,935,000             | 105,935,000           | -              | -          |
| 16114 CONNECTICUT HOME CARE PROGRAM                      | 66,428,400               | 2,934,422    | 69,362,822              | 67,251,099            | 2,111,723      | -          |
| 16118 HUMAN RESOURCE DEVELOPMENT-HISPANIC PROGRAMS       | 1,040,365                | -            | 1,040,365               | 988,347               | 52,018         | -          |
| 16123 SERVICES TO THE ELDERLY                            | 4,947,948                | (736,100)    | 4,211,848               | 3,826,036             | 385,812        | -          |
| 16128 SAFETY NET SERVICES                                | 2,100,897                | (65,315)     | 2,035,582               | 1,930,537             | 105,045        | -          |
| 16129 TRANSITION FOR EMPLOYMENT INDEPENDENCE PROGRAM     | 3,321,613                | (24,574)     | 3,297,039               | 3,130,958             | 166,081        | -          |
| 16137 TRANSITIONARY RENTAL ASSISTANCE                    | 1,186,680                | (267,147)    | 919,533                 | 860,199               | 59,334         | -          |
| 16139 REFUNDS OF COLLECTIONS                             | 187,150                  | (75,000)     | 112,150                 | -                     | 112,150        | -          |
| 16146 SERVICES FOR PERSONS WITH DISABILITIES             | 695,309                  | -            | 695,309                 | 654,381               | 40,928         | -          |
| 16147 CHILD CARE SERVICES - TANF/CCDBG                   | 103,872,455              | (10,300,000) | 93,572,455              | 93,562,762            | 9,693          | -          |
| 16148 NUTRITION ASSISTANCE                               | 447,663                  | -            | 447,663                 | 425,280               | 22,383         | -          |
| 16149 HOUSING/HOMELESS SERVICES                          | 44,051,497               | (283,748)    | 43,767,749              | 41,118,562            | 2,649,187      | -          |
| 16150 EMPLOYMENT OPPORTUNITIES                           | 1,231,379                | (100,000)    | 1,131,379               | 873,031               | 258,348        | -          |
| 16151 HUMAN RESOURCE DEVELOPMENT                         | 38,581                   | -            | 38,581                  | 36,652                | 1,929          | -          |
| 16152 CHILD DAY CARE                                     | 10,617,392               | -            | 10,617,392              | 10,086,522            | 530,870        | -          |
| 16153 INDEPENDENT LIVING CENTERS                         | 440,000                  | -            | 440,000                 | 418,000               | 22,000         | -          |
| 16154 AIDS DRUG ASSISTANCE                               | 606,678                  | -            | 606,678                 | 606,678               | -              | -          |
| 16155 DISPROPORTIONATE SHARE -MEDICAL EMERGENCY ASSIST.  | 51,725,000               | -            | 51,725,000              | 51,725,000            | -              | -          |
| 16156 DSH - URBAN HOSPITALS IN DISTRESSED MUNICIPALITIES | 31,550,000               | -            | 31,550,000              | 31,550,000            | -              | -          |
| 16157 STATE ADMINISTERED GENERAL ASSISTANCE              | 244,023,580              | (27,925,168) | 216,098,412             | 197,382,348           | 350,000        | 18,366,064 |
| 16158 SCHOOL READINESS                                   | 4,619,697                | -            | 4,619,697               | 4,619,697             | -              | -          |
| 16159 CONNECTICUT CHILDREN'S MEDICAL CENTER              | 11,020,000               | -            | 11,020,000              | 11,020,000            | -              | -          |
| 16160 COMMUNITY SERVICES                                 | 3,414,013                | (494,634)    | 2,919,379               | 2,716,085             | 203,294        | -          |
| 16171 ALZHEIMER RESPITE CARE                             | 2,294,388                | (400,000)    | 1,894,388               | 1,630,480             | 263,908        | -          |
| 16174 INFRASTRUCTURE COMMUNITY ACTION PROGRAM            | 3,998,796                | -            | 3,998,796               | 3,615,067             | 383,729        | -          |
| 16177 TEEN PREGNANCY PREVENTION                          | 1,527,384                | (449,693)    | 1,077,691               | 1,001,322             | 76,369         | -          |
| 16184 MEDICARE PART D SUPPLEMENTAL NEEDS                 | 3,120,000                | 1,933,311    | 5,053,311               | 5,008,380             | 44,931         | -          |
| 17022 CHILD DAY CARE                                     | 5,263,706                | -            | 5,263,706               | 5,263,706             | -              | -          |
| 17025 HUMAN RESOURCE DEVELOPMENT - LOCAL GOVERNMENTS     | 31,034                   | -            | 31,034                  | 31,034                | -              | -          |
| 17029 HUMAN RESOURCE DEVELOPMENT - HISPANIC PROGRAMS     | 5,900                    | -            | 5,900                   | 5,900                 | -              | -          |
| 17032 TEEN PREGNANCY PREVENTION                          | 870,326                  | (798,526)    | 71,800                  | 71,800                | -              | -          |
| 17037 SERVICES TO THE ELDERLY                            | 44,405                   | -            | 44,405                  | 44,405                | -              | -          |
| 17038 HOUSING/HOMELESS SERVICES                          | 686,592                  | -            | 686,592                 | 686,592               | -              | -          |
| 17083 COMMUNITY SERVICES                                 | 116,358                  | -            | 116,358                 | 116,358               | -              | -          |
| AGENCY TOTAL   | 5,080,455,508            | 736,635      | 5,081,192,143           | 5,012,333,408         | 24,843,607     | 44,015,128 |
| <b>STATE DEPARTMENT ON AGING</b>                         |                          |              |                         |                       |                |            |
| 10020 OTHER EXPENSES                                     | 100                      | -            | 100                     | -                     | 100            | -          |
| AGENCY TOTAL   | 100                      | -            | 100                     | -                     | 100            | -          |
| TOTAL HUMAN SERVICES                                     | 5,080,455,608            | 736,635      | 5,081,192,243           | 5,012,333,408         | 24,843,707     | 44,015,128 |

**EDUCATION, MUSEUMS, LIBRARIES**

**DEPARTMENT OF EDUCATION**

|  |             |              |             |             |            |           |
|--|-------------|--------------|-------------|-------------|------------|-----------|
| 10010 PERSONAL SERVICES                                | 145,663,706 | 3,199,940    | 148,863,646 | 135,026,722 | 13,836,924 | -         |
| 10020 OTHER EXPENSES                                   | 16,689,076  | 5,110,000    | 21,799,076  | 18,163,716  | 1,635,360  | 2,000,000 |
| 10050 EQUIPMENT  | 100         | 199,905      | 200,005     | 198,039     | 1,966      | -         |
| 12088 BASIC SKILLS EXAM TEACHERS IN TRAINING           | 1,239,559   | (250,000)    | 989,559     | 962,391     | 27,168     | -         |
| 12113 EARLY CHILDHOOD PROGRAM                          | 5,007,354   | -            | 5,007,354   | 4,932,277   | 75,077     | -         |
| 12138 ADMIN - MAGNET SCHOOLS                           | -           | 290,539      | 290,539     | 204,897     | 85,642     | -         |
| 12165 ADULT EDUCATION ADMINISTRATION                   | -           | 1,029,719    | 1,029,719   | 804,775     | 224,944    | -         |
| 12171 DEVELOPMENT OF MASTERY EXAMS - GRADES 4, 6 AND 8 | 17,533,629  | (615,000)    | 16,918,629  | 16,584,951  | 333,678    | -         |
| 12177 ADMIN - INTERDISTRICT COOPERATIVE PROGRAM        | -           | 141,274      | 141,274     | 139,508     | 1,766      | -         |
| 12198 PRIMARY MENTAL HEALTH                            | 500,290     | -            | 500,290     | 448,132     | 52,158     | -         |
| 12203 ADMIN - YOUTH SERVICE BUREAUS                    | -           | 58,928       | 58,928      | 8,000       | 50,928     | -         |
| 12216 ADULT EDUCATION ACTION                           | 253,355     | -            | 253,355     | 236,985     | 16,370     | -         |
| 12237 VOCATIONAL TECHNICAL SCHOOL TEXTBOOKS            | 500,000     | -            | 500,000     | 473,040     | 26,960     | -         |
| 12240 REPAIR OF INSTRUCTIONAL EQUIPMENT                | 232,386     | -            | 232,386     | 232,820     | 59,566     | -         |
| 12248 MINOR REPAIRS TO PLANT                           | 370,702     | -            | 370,702     | 308,002     | 62,700     | -         |
| 12253 CONNECTICUT PRE-ENGINEERING PROGRAM              | 350,000     | -            | 350,000     | 332,500     | 17,500     | -         |
| 12261 CONNECTICUT WRITING PROJECT                      | 50,000      | -            | 50,000      | 47,500      | 2,500      | -         |
| 12290 RESOURCE EQUITY ASSESSMENT                       | 283,654     | (175,000)    | 108,654     | 91,250      | 17,404     | -         |
| 12300 READERS AS LEADERS                               | 60,000      | -            | 60,000      | 57,000      | 3,000      | -         |
| 12331 EARLY CHILDHOOD ADVISORY COUNCIL                 | 275,112     | -            | 275,112     | 177,322     | 97,790     | -         |
| 12371 BEST PRACTICES                                   | 475,000     | -            | 475,000     | -           | 475,000    | -         |
| 12405 LONGITUDINAL DATA SYSTEM                         | 1,700,000   | -            | 1,700,000   | 1,419,823   | 280,177    | -         |
| 12453 SCHOOL ACCOUNTABILITY                            | 1,855,062   | -            | 1,855,062   | 1,530,676   | 324,386    | -         |
| 12457 SHEFF SETTLEMENT                                 | 7,779,510   | (1,621,100)  | 6,158,410   | 5,214,495   | 943,915    | -         |
| 12459 ADMINISTRATION AFTER SCHOOL PROGRAM              | -           | 180,000      | 180,000     | 76,260      | 103,740    | -         |
| 12495 COMMUNITY PLANS FOR EARLY CHILDHOOD              | 450,000     | -            | 450,000     | -           | 450,000    | -         |
| 12496 IMPROVING EARLY LITERACY                         | 150,000     | -            | 150,000     | -           | 150,000    | -         |
| 16021 AMERICAN SCHOOL FOR THE DEAF                     | 9,979,202   | -            | 9,979,202   | 9,480,242   | 498,960    | -         |
| 16062 REGIONAL EDUCATION SERVICES                      | 1,796,754   | -            | 1,796,754   | 1,720,254   | 76,500     | -         |
| 16072 OMNIBUS EDUC. GRANTS STATE SUPPORTED SCHOOLS     | 6,748,146   | -            | 6,748,146   | 6,558,117   | 190,029    | -         |
| 16101 HEAD START SERVICES                              | 2,748,150   | -            | 2,748,150   | 2,610,742   | 137,408    | -         |
| 16106 HEAD START ENHANCEMENT                           | 1,773,000   | -            | 1,773,000   | 1,684,349   | 88,651     | -         |
| 16110 FAMILY RESOURCE CENTERS                          | 6,041,488   | -            | 6,041,488   | 5,739,238   | 302,250    | -         |
| 16119 CHARTER SCHOOLS                                  | 48,152,000  | 5,700        | 48,157,700  | 48,081,000  | 76,700     | -         |
| 16201 YOUTH SERVICE BUREAU ENHANCEMENT                 | 625,000     | -            | 625,000     | 620,300     | 4,700      | -         |
| 16202 HEAD START - EARLY CHILDHOOD LINK                | 2,200,000   | -            | 2,200,000   | 2,090,000   | 110,000    | -         |
| 17017 VOCATIONAL AGRICULTURE                           | 4,560,565   | -            | 4,560,565   | 4,560,565   | -          | -         |
| 17027 TRANSPORTATION OF SCHOOL CHILDREN                | 47,964,000  | (19,229,280) | 28,734,720  | 28,728,720  | 6,000      | -         |
| 17030 ADULT EDUCATION                                  | 20,594,371  | (1,029,719)  | 19,564,652  | 19,564,652  | -          | -         |

**SCHEDULE B-3**

|   | CONTINUED      | APPROPRIATION | TOTAL          | EXPENDITURES  | APPROPRIATIONS |                |        |           |
|---|----------------|---------------|----------------|---------------|----------------|----------------|--------|-----------|
|   | AND INITIAL    |               |                |               | ADJUSTMENTS    | APPROPRIATIONS | LAPSED | CONTINUED |
|   | APPROPRIATIONS |               | APPROPRIATIONS |               |                |                |        |           |
| 17034 HEALTH & WELFARE SERVICES PUPILS PRIVATE SCHOOLS  | 4,775,000      | -             | 4,775,000      | 4,775,000     | -              | -              | -      | -         |
| 17041 EDUCATION EQUALIZATION GRANTS                     | 1,889,609,057  | (5,593,732)   | 1,884,015,325  | 1,883,943,766 | 71,559         | -              | -      | -         |
| 17042 BILINGUAL EDUCATION                               | 2,129,033      | -             | 2,129,033      | 2,113,153     | 15,880         | -              | -      | -         |
| 17043 PRIORITY SCHOOL DISTRICTS                         | 117,237,188    | (1,570,000)   | 115,667,188    | 115,509,156   | 158,032        | -              | -      | -         |
| 17044 YOUNG PARENTS PROGRAM                             | 229,330        | -             | 229,330        | 165,394       | 63,936         | -              | -      | -         |
| 17045 INTERDISTRICT COOPERATION                         | 14,127,369     | 58,726        | 14,186,095     | 13,989,781    | 196,314        | -              | -      | -         |
| 17046 SCHOOL BREAKFAST PROGRAM                          | 1,634,103      | -             | 1,634,103      | 1,611,349     | 22,754         | -              | -      | -         |
| 17047 EXCESS COST - STUDENT BASED                       | 120,491,451    | 19,359,280    | 139,850,731    | 139,821,357   | 29,374         | -              | -      | -         |
| 17049 NON-PUBLIC SCHOOL TRANSPORTATION                  | 3,995,000      | -             | 3,995,000      | 3,995,000     | -              | -              | -      | -         |
| 17050 SCHOOL TO WORK OPPORTUNITIES                      | -              | -             | 213,750        | 213,750       | -              | -              | -      | -         |
| 17052 YOUTH SERVICE BUREAUS                             | 2,946,418      | (58,928)      | 2,887,490      | 2,887,490     | -              | -              | -      | -         |
| 17053 OPEN CHOICE PROGRAM                               | 14,465,002     | 555,400       | 15,020,402     | 14,948,868    | 71,534         | -              | -      | -         |
| 17057 MAGNET SCHOOLS                                    | 154,207,702    | 1,253,193     | 155,460,895    | 155,032,910   | 427,985        | -              | -      | -         |
| 17084 AFTER SCHOOL PROGRAM                              | 5,000,000      | (200,000)     | 4,800,000      | 4,700,066     | 99,934         | -              | -      | -         |
| AGENCY TOTAL  | 2,685,661,574  | 1,099,845     | 2,686,761,419  | 2,662,756,300 | 22,005,119     | -              | -      | 2,000,000 |
| <b>BOARD OF EDUCATION AND SERVICES FOR THE BLIND</b>    |                |               |                |               |                |                |        |           |
| 10010 PERSONAL SERVICES                                 | 4,340,192      | -             | 4,340,192      | 3,878,855     | 461,337        | -              | -      | -         |
| 10020 OTHER EXPENSES                                    | 816,317        | (5,500)       | 810,817        | 577,554       | 233,263        | -              | -      | -         |
| 10050 EQUIPMENT   | 100            | (95)          | 5              | -             | 5              | -              | -      | -         |
| 12060 EDUC. AID - BLIND & VISUALLY HANDICAPPED CHILDREN | 4,641,842      | -             | 4,641,842      | 4,633,458     | 8,384          | -              | -      | -         |
| 12301 ENHANCED EMPLOYMENT OPPORTUNITIES                 | 673,000        | -             | 673,000        | 646,105       | 26,895         | -              | -      | -         |
| 16040 SUPPLEMENTARY RELIEF AND SERVICES                 | 103,925        | -             | 103,925        | 66,538        | 37,387         | -              | -      | -         |
| 16054 VOCATIONAL REHABILITATION                         | 890,454        | -             | 890,454        | 890,454       | -              | -              | -      | -         |
| 16078 SPECIAL TRAINING FOR THE DEAF BLIND               | 298,585        | -             | 298,585        | 246,823       | 51,762         | -              | -      | -         |
| 16086 CONNECTICUT RADIO INFORMATION SERVICE             | 87,640         | 5,500         | 93,140         | 66,500        | 26,640         | -              | -      | -         |
| AGENCY TOTAL  | 11,852,055     | (95)          | 11,851,960     | 11,006,287    | 845,673        | -              | -      | -         |
| <b>COMMISSION ON THE DEAF AND HEARING IMPAIRED</b>      |                |               |                |               |                |                |        |           |
| 10010 PERSONAL SERVICES                                 | 615,686        | -             | 615,686        | 410,914       | 204,772        | -              | -      | -         |
| 10020 OTHER EXPENSES                                    | 159,588        | -             | 159,588        | 115,892       | 43,696         | -              | -      | -         |
| 10050 EQUIPMENT   | 100            | (95)          | 5              | -             | 5              | -              | -      | -         |
| 12037 PART-TIME INTERPRETERS                            | 433,825        | -             | 433,825        | 65,305        | -              | -              | -      | 368,520   |
| AGENCY TOTAL  | 1,209,199      | (95)          | 1,209,104      | 592,111       | 248,473        | -              | -      | 368,520   |
| <b>STATE LIBRARY</b>                                    |                |               |                |               |                |                |        |           |
| 10010 PERSONAL SERVICES                                 | 6,261,095      | -             | 6,261,095      | 4,970,683     | 1,290,412      | -              | -      | -         |
| 10020 OTHER EXPENSES                                    | 807,045        | -             | 807,045        | 630,510       | 176,535        | -              | -      | -         |
| 10050 EQUIPMENT   | 100            | (95)          | 5              | -             | 5              | -              | -      | -         |
| 12061 STATEWIDE DIGITAL LIBRARY                         | 1,968,794      | -             | 1,968,794      | 1,563,898     | 404,896        | -              | -      | -         |
| 12104 INTERLIBRARY LOAN DELIVERY SERVICE                | 266,434        | -             | 266,434        | 263,700       | 2,734          | -              | -      | -         |
| 12172 LEGAL/LEGISLATIVE LIBRARY MATERIALS               | 1,140,000      | -             | 1,140,000      | 931,512       | 208,488        | -              | -      | -         |
| 12178 STATEWIDE DATA BASE PROGRAM                       | 674,696        | -             | 674,696        | 575,506       | 99,190         | -              | -      | -         |
| 12419 INFO ANYTIME                                      | 42,500         | -             | 42,500         | 4,208         | 38,292         | -              | -      | -         |
| 12420 COMPUTER ACCESS                                   | 190,000        | -             | 190,000        | 132,440       | 57,560         | -              | -      | -         |
| 16022 SUPPORT COOPERATING LIBRARY SERVICE UNITS         | 350,000        | -             | 350,000        | 265,611       | 84,389         | -              | -      | -         |
| 17003 GRANTS TO PUBLIC LIBRARIES                        | 347,109        | -             | 347,109        | 347,109       | -              | -              | -      | -         |
| 17010 CONNECTICARD PAYMENTS                             | 1,226,028      | -             | 1,226,028      | 1,226,028     | -              | -              | -      | -         |
| AGENCY TOTAL  | 13,273,801     | (95)          | 13,273,706     | 10,911,205    | 2,362,501      | -              | -      | -         |
| <b>DEPARTMENT OF HIGHER EDUCATION</b>                   |                |               |                |               |                |                |        |           |
| 10010 PERSONAL SERVICES                                 | 2,162,154      | 442,983       | 2,605,137      | 2,376,196     | 228,941        | -              | -      | -         |
| 10020 OTHER EXPENSES                                    | 167,022        | 7,000         | 174,022        | 96,877        | 77,145         | -              | -      | -         |
| 10050 EQUIPMENT   | 50             | (48)          | 2              | -             | 2              | -              | -      | -         |
| 12188 MINORITY ADVANCEMENT PROGRAM                      | 2,902,317      | 1             | 2,902,318      | 2,340,381     | 1              | -              | -      | 561,936   |
| 12194 ALTERNATE ROUTE TO CERTIFICATION                  | 146,427        | -             | 146,427        | 82,429        | 63,998         | -              | -      | -         |
| 12200 NATIONAL SERVICE ACT                              | 328,365        | -             | 328,365        | 243,303       | 85,062         | -              | -      | -         |
| 12208 INTERNATIONAL INITIATIVES                         | 66,500         | -             | 66,500         | 61,812        | 4,688          | -              | -      | -         |
| 12214 MINORITY TEACHER INCENTIVE PROGRAM                | 471,374        | -             | 471,374        | 401,000       | 70,374         | -              | -      | -         |
| 12233 EDUCATION AND HEALTH INITIATIVES                  | 522,500        | -             | 522,500        | 248,188       | 274,312        | -              | -      | -         |
| 12468 COMPACT SCHOOLS                                   | 712,500        | (150,000)     | 562,500        | 526,875       | 35,625         | -              | -      | -         |
| 12497 AMERICORP   | 500,000        | (232,983)     | 267,017        | -             | 267,017        | -              | -      | -         |
| 16055 CAPITOL SCHOLARSHIP PROGRAM                       | 9,325,631      | (200,000)     | 9,125,631      | 8,588,024     | -              | -              | -      | 537,607   |
| 16063 AWARDS TO CHILDREN OF DECEASED/DISABLED VETERANS  | 4,000          | -             | 4,000          | -             | 4,000          | -              | -      | -         |
| 16079 INDEPENDENT COLLEGE STUDENT GRANT                 | 23,413,860     | -             | 23,413,860     | 23,413,860    | -              | -              | -      | -         |
| 16126 AID FOR PUBLIC COLLEGE STUDENTS                   | 30,208,469     | -             | 30,208,469     | 30,208,469    | -              | -              | -      | -         |
| 16130 NEW ENGLAND BOARD OF HIGHER EDUCATION             | 183,750        | -             | 183,750        | 139,446       | 44,304         | -              | -      | -         |
| 16134 CONNECTICUT STUDENT AID TO CHARTER OAK            | 59,393         | -             | 59,393         | 59,393        | -              | -              | -      | -         |
| 16198 KIRKLYN M KERR GRANT PROGRAM                      | 500,000        | -             | 500,000        | 475,000       | 25,000         | -              | -      | -         |
| 16199 WASHINGTON CENTER                                 | 1,250          | -             | 1,250          | -             | 1,250          | -              | -      | -         |
| AGENCY TOTAL  | 71,675,562     | (133,047)     | 71,542,515     | 69,261,253    | 1,181,719      | -              | -      | 1,099,543 |
| <b>CHARTER OAK STATE COLLEGE</b>                        |                |               |                |               |                |                |        |           |
| 12139 OPERATING EXPENSES                                | 2,208,621      | -             | 2,208,621      | 2,165,086     | 43,535         | -              | -      | -         |
| 12149 DISTANCE LEARNING CONSORTIUM                      | 682,547        | -             | 682,547        | 682,547       | -              | -              | -      | -         |
| AGENCY TOTAL  | 2,891,168      | -             | 2,891,168      | 2,847,633     | 43,535         | -              | -      | -         |
| <b>UNIVERSITY OF CONNECTICUT</b>                        |                |               |                |               |                |                |        |           |
| 12139 OPERATING EXPENSES                                | 222,447,810    | -             | 222,447,810    | 220,166,958   | 2,280,852      | -              | -      | -         |
| 12166 TUITION FREEZE                                    | 4,741,885      | -             | 4,741,885      | 4,741,885     | -              | -              | -      | -         |
| 12173 REGIONAL CAMPUS ENHANCEMENT                       | 8,002,420      | -             | 8,002,420      | 8,002,420     | -              | -              | -      | -         |
| 12291 VETERINARY DIAGNOSTIC LABORATORY                  | 100,000        | -             | 100,000        | 100,000       | -              | -              | -      | -         |
| AGENCY TOTAL  | 235,292,115    | -             | 235,292,115    | 233,011,263   | 2,280,852      | -              | -      | -         |

**SCHEDULE B-3**

|  | CONTINUED<br>AND INITIAL<br>APPROPRIATIONS | APPROPRIATION<br>ADJUSTMENTS | TOTAL<br>APPROPRIATIONS | EXPENDITURES  | APPROPRIATIONS<br>LAPSED | CONTINUED |
|--|--|------------------------------|-------------------------|---------------|--------------------------|-----------|
| <b>UNIVERSITY OF CONNECTICUT HEALTH CENTER</b>         |  |                              |                         |               |                          |           |
| 12139 OPERATING EXPENSES                               | 118,466,431                                | -                            | 118,466,431             | 117,228,640   | 1,237,791                | -         |
| 12159 AHEC FOR BRIDGEPORT                              | 505,707                                    | -                            | 505,707                 | 505,707       | -                        | -         |
| AGENCY TOTAL   | 118,972,138                                | -                            | 118,972,138             | 117,734,347   | 1,237,791                | -         |
| <b>TEACHERS' RETIREMENT BOARD</b>                      |  |                              |                         |               |                          |           |
| 10010 PERSONAL SERVICES                                | 1,947,785                                  | -                            | 1,947,785               | 1,504,386     | 443,399                  | -         |
| 10020 OTHER EXPENSES                                   | 776,322                                    | -                            | 776,322                 | 309,315       | 467,007                  | -         |
| 10050 EQUIPMENT  | 100  | (95)                         | 5                       | -             | 5                        | -         |
| 16006 RETIREMENT CONTRIBUTIONS                         | 559,224,245                                | -                            | 559,224,245             | 559,224,245   | -                        | -         |
| 16023 RETIREES' HEALTH SERVICE COST                    | 188,661                                    | (179,228)                    | 9,433                   | -             | 9,433                    | -         |
| AGENCY TOTAL   | 562,137,113                                | (179,323)                    | 561,957,790             | 561,037,946   | 919,844                  | -         |
| <b>REGIONAL COMMUNITY-TECHNICAL COLLEGES</b>           |  |                              |                         |               |                          |           |
| 12139 OPERATING EXPENSES                               | 157,146,671                                | -                            | 157,146,671             | 155,817,336   | 1,329,335                | -         |
| 12166 TUITION FREEZE                                   | 2,160,925                                  | -                            | 2,160,925               | 2,160,925     | -                        | -         |
| 12414 MANUFACTURING TECHNOLOGY PROGRAM - ASNUNTUCK     | 345,000                                    | -                            | 345,000                 | 345,000       | -                        | -         |
| 12415 EXPAND MANUFACTURING TECHNOLOGY                  | 200,000                                    | -                            | 200,000                 | 200,000       | -                        | -         |
| AGENCY TOTAL   | 159,852,596                                | -                            | 159,852,596             | 158,523,261   | 1,329,335                | -         |
| <b>CONNECTICUT STATE UNIVERSITY</b>                    |  |                              |                         |               |                          |           |
| 12139 OPERATING EXPENSES                               | 155,508,164                                | -                            | 155,508,164             | 154,916,980   | 591,184                  | -         |
| 12166 TUITION FREEZE                                   | 6,561,971                                  | -                            | 6,561,971               | 6,561,971     | -                        | -         |
| 12174 WATERBURY-BASED DEGREE PROGRAM                   | 1,038,281                                  | -                            | 1,038,281               | 1,038,281     | -                        | -         |
| AGENCY TOTAL   | 163,108,416                                | -                            | 163,108,416             | 162,517,232   | 591,184                  | -         |
| TOTAL EDUCATION, MUSEUMS, LIBRARIES                    | 4,025,925,737                              | 787,190                      | 4,026,712,927           | 3,990,198,838 | 33,046,026               | 3,468,063 |
| <b>CORRECTIONS</b>                                     |  |                              |                         |               |                          |           |
| <b>DEPARTMENT OF CORRECTION</b>                        |  |                              |                         |               |                          |           |
| 10010 PERSONAL SERVICES                                | 436,898,688                                | (2,996,629)                  | 433,902,059             | 420,501,961   | 13,400,098               | -         |
| 10020 OTHER EXPENSES                                   | 84,791,809                                 | -                            | 84,791,809              | 73,370,146    | 11,421,663               | -         |
| 10050 EQUIPMENT  | 100  | (95)                         | 5                       | -             | 5                        | -         |
| 12209 STRESS MANAGEMENT                                | 96,717                                     | -                            | 96,717                  | 5,400         | -                        | 91,317    |
| 12235 WORKERS' COMPENSATION CLAIMS                     | 24,898,513                                 | 7,500,000                    | 32,398,513              | 32,084,597    | 313,916                  | -         |
| 12242 INMATE MEDICAL SERVICES                          | 100,097,473                                | -                            | 100,097,473             | 91,097,144    | 9,000,329                | -         |
| 12302 PAROLE STAFFING & OPERATIONS                     | 6,191,924                                  | -                            | 6,191,924               | 5,604,969     | 586,955                  | -         |
| 12374 MENTAL HEALTH AIC                                | 500,000                                    | -                            | 500,000                 | 300,000       | 200,000                  | -         |
| 12498 DISTANCE LEARNING                                | 250,000                                    | -                            | 250,000                 | -             | 250,000                  | -         |
| 12502 CHILDREN OF INCARCERATED PARENTS                 | 700,000                                    | -                            | 700,000                 | -             | 700,000                  | -         |
| 16007 AID TO PAROLED AND DISCHARGED INMATES            | 9,500                                      | -                            | 9,500                   | 2,800         | 6,700                    | -         |
| 16042 LEGAL SERVICES TO PRISONERS                      | 870,595                                    | -                            | 870,595                 | 870,595       | -                        | -         |
| 16073 VOLUNTEER SERVICES                               | 170,758                                    | -                            | 170,758                 | 126,500       | 44,258                   | -         |
| 16173 COMMUNITY SUPPORT SERVICES                       | 40,370,121                                 | -                            | 40,370,121              | 38,870,119    | 1,500,002                | -         |
| AGENCY TOTAL   | 695,846,198                                | 4,503,276                    | 700,349,474             | 662,834,231   | 37,423,926               | 91,317    |
| <b>DEPARTMENT OF CHILDREN AND FAMILIES</b>             |  |                              |                         |               |                          |           |
| 10010 PERSONAL SERVICES                                | 289,022,680                                | -                            | 289,022,680             | 264,601,475   | 24,421,205               | -         |
| 10020 OTHER EXPENSES                                   | 46,185,390                                 | -                            | 46,185,390              | 34,947,731    | 11,237,659               | -         |
| 10050 EQUIPMENT  | 100  | (95)                         | 5                       | -             | 5                        | -         |
| 12041 SHORT-TERM RESIDENTIAL TREATMENT                 | 713,129                                    | -                            | 713,129                 | 698,866       | 14,263                   | -         |
| 12234 SUBSTANCE ABUSE SCREENING                        | 1,823,490                                  | -                            | 1,823,490               | 1,760,996     | 62,494                   | -         |
| 12235 WORKERS' COMPENSATION CLAIMS                     | 8,530,849                                  | 1,500,000                    | 10,030,849              | 9,698,917     | 331,932                  | -         |
| 12243 LOCAL SYSTEMS OF CARE                            | 2,297,676                                  | -                            | 2,297,676               | 1,971,043     | 326,633                  | -         |
| 12304 FAMILY SUPPORT SERVICES                          | 11,221,507                                 | -                            | 11,221,507              | 10,344,619    | 876,888                  | -         |
| 12305 EMERGENCY NEEDS                                  | 1,800,000                                  | -                            | 1,800,000               | 992,221       | 807,779                  | -         |
| 16008 HEALTH ASSESSMENT AND CONSULTATION               | 965,667                                    | -                            | 965,667                 | 907,068       | 58,599                   | -         |
| 16024 GRANTS FOR PSYCHIATRIC CLINICS FOR CHILDREN      | 14,202,249                                 | -                            | 14,202,249              | 13,911,412    | 290,837                  | -         |
| 16033 DAY TREATMENT CENTERS FOR CHILDREN               | 5,797,630                                  | -                            | 5,797,630               | 5,681,674     | 115,956                  | -         |
| 16043 JUVENILE JUSTICE OUTREACH SERVICES               | 12,728,838                                 | -                            | 12,728,838              | 11,750,619    | 978,219                  | -         |
| 16064 CHILD ABUSE AND NEGLECT INTERVENTION             | 6,200,880                                  | -                            | 6,200,880               | 6,026,396     | 174,484                  | -         |
| 16087 COMMUNITY EMERGENCY SERVICES                     | 84,694                                     | -                            | 84,694                  | 83,000        | 1,694                    | -         |
| 16092 COMMUNITY BASED PREVENTION PROGRAMS              | 4,850,529                                  | -                            | 4,850,529               | 4,441,429     | 409,100                  | -         |
| 16097 FAMILY VIOLENCE OUTREACH AND COUNSELING          | 1,873,779                                  | -                            | 1,873,779               | 1,665,715     | 208,064                  | -         |
| 16102 SUPPORT FOR RECOVERING FAMILIES                  | 11,526,730                                 | -                            | 11,526,730              | 10,745,875    | 780,855                  | -         |
| 16107 NO NEXUS SPECIAL EDUCATION                       | 8,682,808                                  | -                            | 8,682,808               | 7,774,339     | 908,469                  | -         |
| 16111 FAMILY PRESERVATION SERVICES                     | 5,385,396                                  | -                            | 5,385,396               | 5,259,665     | 125,731                  | -         |
| 16116 SUBSTANCE ABUSE TREATMENT                        | 4,479,269                                  | -                            | 4,479,269               | 3,109,923     | 1,369,346                | -         |
| 16120 CHILD WELFARE SUPPORT SERVICES                   | 4,279,484                                  | -                            | 4,279,484               | 4,022,490     | 256,994                  | -         |
| 16132 BOARD AND CARE FOR CHILDREN - ADOPTION           | 81,533,474                                 | 800,000                      | 82,333,474              | 81,232,049    | 1,101,425                | -         |
| 16135 BOARD AND CARE FOR CHILDREN - FOSTER             | 112,409,873                                | -                            | 112,409,873             | 102,520,289   | 9,889,584                | -         |
| 16138 BOARD AND CARE FOR CHILDREN - RESIDENTIAL        | 191,896,420                                | (2,300,000)                  | 189,596,420             | 185,058,868   | 4,537,552                | -         |
| 16140 INDIVIDUALIZED FAMILY SUPPORTS                   | 20,505,311                                 | -                            | 20,505,311              | 15,788,638    | 2,519,821                | 2,196,852 |
| 16141 COMMUNITY KIDCARE                                | 25,946,425                                 | -                            | 25,946,425              | 25,104,467    | 841,958                  | -         |
| 16144 COVENANT TO CARE                                 | 166,516                                    | -                            | 166,516                 | 158,190       | 8,326                    | -         |
| 16145 NEIGHBORHOOD CENTER                              | 261,010                                    | -                            | 261,010                 | 250,559       | 10,451                   | -         |
| AGENCY TOTAL   | 875,371,803                                | (95)                         | 875,371,708             | 810,508,533   | 62,666,323               | 2,196,852 |
| <b>COUNCIL TO ADMINISTER THE CHILDREN'S TRUST FUND</b> |  |                              |                         |               |                          |           |
| 10010 PERSONAL SERVICES                                | 268,729                                    | -                            | 268,729                 | 268,729       | -                        | -         |
| 10020 OTHER EXPENSES                                   | 10,666                                     | -                            | 10,666                  | 2,806         | 7,860                    | -         |
| 12042 CHILDREN'S TRUST FUND                            | 2,154,691                                  | -                            | 2,154,691               | 2,154,691     | -                        | -         |
| AGENCY TOTAL   | 2,434,086                                  | -                            | 2,434,086               | 2,426,226     | 7,860                    | -         |
| TOTAL CORRECTIONS                                      | 1,573,652,087                              | 4,503,181                    | 1,578,155,268           | 1,475,768,990 | 100,098,109              | 2,288,169 |

**SCHEDULE B-3**

|   | CONTINUED<br>AND INITIAL<br>APPROPRIATIONS | APPROPRIATION<br>ADJUSTMENTS | TOTAL<br>APPROPRIATIONS | EXPENDITURES      | APPROPRIATIONS<br>LAPSED | CONTINUED      |
|---|--|------------------------------|-------------------------|-------------------|--------------------------|----------------|
| <b>JUDICIAL</b>   |  |                              |                         |                   |                          |                |
| <b>JUDICIAL DEPARTMENT</b>                              |  |                              |                         |                   |                          |                |
| 10010 PERSONAL SERVICES                                 | 321,017,316                                | -                            | 321,017,316             | 302,413,171       | 18,604,145               | -              |
| 10020 OTHER EXPENSES                                    | 74,956,525                                 | 50,000                       | 75,006,525              | 62,091,325        | 12,915,200               | -              |
| 10050 EQUIPMENT   | 45,249                                     | -                            | 45,249                  | 45,249            | -                        | -              |
| 12025 FORENSIC SEX EVIDENCE EXAMS                       | 1,021,060                                  | -                            | 1,021,060               | 908,454           | 112,606                  | -              |
| 12043 ALTERNATIVE INCARCERATION PROGRAM                 | 54,851,576                                 | -                            | 54,851,576              | 54,116,725        | 734,851                  | -              |
| 12064 JUSTICE EDUCATION CENTER, INC.                    | 293,111                                    | -                            | 293,111                 | 293,111           | -                        | -              |
| 12105 JUVENILE ALTERNATIVE INCARCERATION                | 29,236,110                                 | -                            | 29,236,110              | 29,224,389        | 11,721                   | -              |
| 12128 JUVENILE JUSTICE CENTERS                          | 3,104,877                                  | -                            | 3,104,877               | 3,104,877         | -                        | -              |
| 12135 PROBATE COURT                                     | 5,500,000                                  | -                            | 5,500,000               | 5,500,000         | -                        | -              |
| 12375 YOUTHFUL OFFENDER STATUS                          | 7,993,529                                  | -                            | 7,993,529               | 7,035,045         | 958,484                  | -              |
| 12376 VICTIM SECURITY ACCOUNT                           | 73,000                                     | -                            | 73,000                  | 18,237            | 54,763                   | -              |
| AGENCY TOTAL  | 498,092,353                                | 50,000                       | 498,142,353             | 464,750,583       | 33,391,770               | -              |
| <b>PUBLIC DEFENDER SERVICES COMMISSION</b>              |  |                              |                         |                   |                          |                |
| 10010 PERSONAL SERVICES                                 | 39,079,397                                 | (832,352)                    | 38,247,045              | 35,367,998        | 2,879,047                | -              |
| 10020 OTHER EXPENSES                                    | 1,504,829                                  | -                            | 1,504,829               | 1,504,686         | 143                      | -              |
| 10050 EQUIPMENT   | 105  | -                            | 105                     | -                 | 105                      | -              |
| 12065 SPECIAL PUBLIC DEFENDERS - CONTRACTUAL            | 3,144,467                                  | -                            | 3,144,467               | 2,987,185         | 157,282                  | -              |
| 12076 SPECIAL PUBLIC DEFENDERS - NON-CONTRACTUAL        | 5,407,777                                  | 320,689                      | 5,728,466               | 5,728,463         | 3                        | -              |
| 12090 EXPERT WITNESSES                                  | 1,535,646                                  | 511,663                      | 2,047,309               | 2,025,856         | 21,453                   | -              |
| 12106 TRAINING AND EDUCATION                            | 116,852                                    | -                            | 116,852                 | 83,828            | 33,024                   | -              |
| AGENCY TOTAL  | 50,789,073                                 | -                            | 50,789,073              | 47,698,016        | 3,091,057                | -              |
| <b>CHILD PROTECTION COMMISSION</b>                      |  |                              |                         |                   |                          |                |
| 10010 PERSONAL SERVICES                                 | 654,611                                    | 25,000                       | 679,611                 | 641,294           | 38,317                   | -              |
| 10020 OTHER EXPENSES                                    | 175,047                                    | 50,000                       | 225,047                 | 196,812           | 28,235                   | -              |
| 10050 EQUIPMENT   | 100  | -                            | 100                     | -                 | 100                      | -              |
| 12416 TRAINING FOR CONTRACTED ATTORNEYS                 | 42,750                                     | -                            | 42,750                  | 23,068            | 19,682                   | -              |
| 12417 CONTRACTED ATTORNEYS                              | 10,295,218                                 | (155,000)                    | 10,140,218              | 9,812,955         | 327,263                  | -              |
| 12418 CONTRACTED ATTORNEYS RELATED EXPENSES             | 108,713                                    | 80,000                       | 188,713                 | 184,034           | 4,679                    | -              |
| 12499 FAMILY CONTRACTED ATTORNEYS                       | 736,310                                    | -                            | 736,310                 | 736,310           | -                        | -              |
| AGENCY TOTAL  | 12,012,749                                 | -                            | 12,012,749              | 11,594,473        | 418,276                  | -              |
| TOTAL JUDICIAL  | 560,894,175                                | 50,000                       | 560,944,175             | 524,043,072       | 36,901,103               | -              |
| <b>NON-FUNCTIONAL</b>                                   |  |                              |                         |                   |                          |                |
| 12014 GOVERNOR'S CONTINGENCY                            | 100  | -                            | 100                     | -                 | 100                      | -              |
| 12285 DEBT SERVICE                                      | 1,488,430,083                              | (29,500,000)                 | 1,458,930,083           | 1,452,593,714     | 6,336,369                | -              |
| 12286 UCONN 2000 - DEBT SERVICE                         | 106,934,315                                | (2,500,000)                  | 104,434,315             | 104,124,635       | 309,680                  | -              |
| 12287 CHEFA DAY CARE SECURITY                           | 8,500,000                                  | (2,500,000)                  | 6,000,000               | 4,300,296         | 1,699,704                | -              |
| 12500 PENSION OBLIGATION BONDS                          | 58,451,142                                 | -                            | 58,451,142              | 58,451,142        | -                        | -              |
| 12015 RESERVE FOR SALARY ADJUSTMENTS                    | 46,767,890                                 | (7,691,654)                  | 39,076,236              | -                 | -                        | 39,076,236     |
| 12235 WORKERS' COMPENSATION CLAIMS                      | 25,129,901                                 | 2,500,000                    | 27,629,901              | 27,255,163        | 374,738                  | -              |
| <b>JUDICIAL REVIEW COUNCIL</b>                          |  |                              |                         |                   |                          |                |
| 10010 PERSONAL SERVICES                                 | 142,514                                    | -                            | 142,514                 | 107,418           | 35,096                   | -              |
| 10020 OTHER EXPENSES                                    | 27,449                                     | -                            | 27,449                  | 16,354            | 11,095                   | -              |
| 10050 EQUIPMENT   | 100  | (95)                         | 5                       | -                 | 5                        | -              |
| 12002 REFUNDS OF ESCHEATED PROPERTY                     | -  | 33,413,851                   | 33,413,851              | 33,413,851        | -                        | -              |
| 12003 ADJUDICATED CLAIMS                                | -  | 3,863,524                    | 3,863,524               | 3,863,524         | -                        | -              |
| 12154 DEATH BENEFITS FOR STATE EMPLOYEES                | -  | 600                          | 600                     | 600               | -                        | -              |
| 12005 UNEMPLOYMENT COMPENSATION                         | 9,438,980                                  | -                            | 9,438,980               | 6,968,609         | 2,470,371                | -              |
| 12006 EMPLOYEES RETIREMENT CONTRIBUTIONS                | 635,501,904                                | (33,330,000)                 | 602,171,904             | 478,096,904       | 124,075,000              | -              |
| 12007 HIGHER EDUCATION ALTERNATIVE RETIREMENT SYSTEM    | 33,403,201                                 | (4,000,000)                  | 29,403,201              | 24,581,419        | 4,821,782                | -              |
| 12008 PENSION AND RETIREMENTS - OTHER STATUTORY         | 1,857,000                                  | -                            | 1,857,000               | 1,804,366         | 52,634                   | -              |
| 12010 GROUP LIFE INSURANCE                              | 8,101,143                                  | -                            | 8,101,143               | 8,059,888         | 41,255                   | -              |
| 12011 EMPLOYERS SOCIAL SECURITY TAX                     | 239,716,376                                | (10,854,730)                 | 228,861,646             | 216,679,590       | 12,182,056               | -              |
| 12012 STATE EMPLOYEES HEALTH SERVICE COST               | 554,918,978                                | (46,000,000)                 | 508,918,978             | 493,352,558       | 15,566,420               | -              |
| 12013 RETIRED STATE EMPLOYEES HEALTH SERVICE COST       | 482,856,000                                | 50,000,000                   | 532,856,000             | 527,877,134       | 4,978,866                | -              |
| 12016 TUITION REIMBURSEMENT - TRAINING AND TRAVEL       | 2,499,886                                  | 2,957,500                    | 5,457,386               | 3,026,335         | 5,281                    | 2,425,770      |
| 16010 MAINTENANCE OF COUNTY BASE FIRE RADIO NETWORK     | 25,176                                     | -                            | 25,176                  | 25,176            | -                        | -              |
| 16011 MAINTENANCE OF STATEWIDE FIRE RADIO NETWORK       | 16,756                                     | -                            | 16,756                  | 16,756            | -                        | -              |
| 16012 GRANTS TO GENERAL HOSPITALS                       | 31   | -                            | 31                      | 30                | 1                        | -              |
| 16013 POLICE ASSOCIATION OF CONNECTICUT                 | 190,000                                    | -                            | 190,000                 | 141,916           | 48,084                   | -              |
| 16014 CONNECTICUT STATE FIREFIGHTERS ASSOCIATION        | 194,711                                    | -                            | 194,711                 | 122,395           | 72,316                   | -              |
| 16015 INTERSTATE ENVIRONMENTAL COMMISSION               | 97,565                                     | -                            | 97,565                  | 92,687            | 4,878                    | -              |
| 17004 REIMBURSE TOWNS - TAX LOSS-STATE PROPERTY         | 73,519,215                                 | -                            | 73,519,215              | 73,519,215        | -                        | -              |
| 17006 REIMBURSE TOWNS - TAX LOSS-PRIV. TAX-EXEMPT PROP. | 115,431,737                                | -                            | 115,431,737             | 115,431,737       | -                        | -              |
| 12284 INSURANCE RECOVERIES                              | 52,657                                     | 677                          | 53,334                  | 53,334            | -                        | -              |
| TOTAL NON-FUNCTIONAL                                    | 3,892,204,810                              | (43,640,327)                 | 3,848,564,483           | 3,633,976,746     | 173,085,731              | 41,502,006     |
| TOTAL BUDGETED APPROPRIATIONS                           | \$ 17,932,385,860                          | \$ (42,379,444)              | \$ 17,890,006,416       | \$ 17,208,020,984 | \$ 560,510,197           | \$ 121,475,235 |

# SPECIAL REVENUE FUNDS

## Statements:

|              |  |
|--------------|--|
| EXHIBIT C    | Balance Sheet                                |
| SCHEDULE C-1 | Statement of Cash Receipts and Disbursements |

## Comments:

Special revenue funds account for the proceeds of specific revenue sources (other than for major capital projects) that are legally restricted to expenditure for specified purposes.

## Transportation Fund Statements:

|              |  |
|--------------|--|
| SCHEDULE C-2 | Balance Sheet                                |
| SCHEDULE C-3 | Statement of Unappropriated Surplus          |
| SCHEDULE C-4 | Statement of Estimated and Realized Revenue  |
| SCHEDULE C-5 | Statement of Appropriations and Expenditures |

## Comments:

The Transportation Fund operates under a budget adopted by the General Assembly. Its major sources of revenue are motor fuels taxes and motor vehicle receipts.

## Other Budgeted Special Revenue Funds:

|              |  |
|--------------|--|
| SCHEDULE C-6 | Statement of Appropriations and Expenditures |
|--------------|--|

## Grant Funds:

|              |  |
|--------------|--|
| SCHEDULE C-7 | General Grants – Statement of Appropriations and Expenditures        |
| SCHEDULE C-8 | Transportation Grants – Statement of Appropriations and Expenditures |

**SPECIAL REVENUE FUNDS  
BALANCE SHEET  
JUNE 30, 2010**

**ASSETS**

|   | CASH AND<br>SHORT TERM<br>INVESTMENTS | ACCRUED<br>TAXES AND<br>INTEREST<br>RECEIVABLE | LOANS<br>RECEIVABLE   | DUE FROM<br>OTHER<br>FUNDS |
|---|---------------------------------------|--|-----------------------|----------------------------|
| 12001 Transportation                                      | \$ 102,004,502                        | \$ 45,336,221                                  | \$ -                  | \$ -                       |
| 12003 Banking   | 20,913,936                            | -  | -                     | -                          |
| 12004 Insurance   | 11,493,459                            | -  | -                     | 6,683                      |
| 12005 Probate Court Administration                        | 4,692,289                             | -  | 495,546               | -                          |
| 12006 Consumer Counsel and Public Utility Control         | 7,767,387                             | -  | -                     | -                          |
| 12007 Workers Compensation                                | 17,590,535                            | -  | -                     | 17,994                     |
| 12008 Siting Council                                      | 960,359                               | -  | -                     | -                          |
| 12009 Mashantucket Pequot and Mohegan Fund                | 70,093                                | -  | -                     | -                          |
| 12010 Soldiers, Sailors and Marines                       | (3,960,138)                           | -  | -                     | -                          |
| 12011 Public Bus Transportation                           | 12,134,328                            | -  | -                     | -                          |
| 12012 Municipal Employees Retirement                      | 435,439                               | -  | -                     | -                          |
| 12013 Regional Market Operation                           | 982,139                               | -  | -                     | -                          |
| 12014 Criminal Injuries Compensation Fund                 | 3,475,596                             | -  | -                     | 2,381                      |
| 12015 Vending Facilities Operators Fringe Benefits        | 3,726                                 | -  | -                     | 2                          |
| 12016 Recreation and Natural Heritage Trust               | 1,656,485                             | -  | -                     | -                          |
| 12019 State University Operating Fund                     | 187,458,796                           | -  | -                     | 125,179                    |
| 12020 Regional Comm/Tech Colleges Operating Fund          | 73,001,069                            | -  | -                     | 66,340                     |
| 12021 Tax Exempt Proceeds Fund                            | 4,389,337                             | -  | -                     | -                          |
| 12030 Special Assessment Unemployment Compensation        | 22,936                                | -  | -                     | -                          |
| 12033 Economic Development                                | (4,007,065)                           | -  | 9,849,658             | -                          |
| 12034 Economic Assistance Bond Fund                       | 2,537,390                             | -  | -                     | -                          |
| 12035 Economic Assistance Revolving Fund                  | 37,302,804                            | -  | 131,108,476           | -                          |
| 12036 Connecticut Works                                   | 3,977,706                             | -  | 40,024,806            | -                          |
| 12037 Tobacco Settlement                                  | -                                     | -  | -                     | 6,929                      |
| 12038 Individual Development Account Reserve Fund         | 285,555                               | -  | -                     | -                          |
| 12039 Housing Repayment & Revolving Loans - Taxable       | 8,122,456                             | -  | 22,246,569            | -                          |
| 12040 Housing Repayment & Revolving Loans - Tax Exempt    | 2,730,068                             | -  | -                     | -                          |
| 12047 Child Care Facilities                               | 243,191                               | -  | -                     | -                          |
| 12050 Local Capital Improvement                           | (9,998,256)                           | -  | -                     | -                          |
| 12051 Capital Equipment Purchase                          | 10,355,115                            | -  | -                     | -                          |
| 12053 Economic Development and Other Grants               | 1,252,821                             | -  | -                     | -                          |
| 12055 Housing for Homeless Persons with AIDS              | (191,613)                             | -  | -                     | -                          |
| 12056 Budget Reserve                                      | 103,273,466                           | -  | -                     | -                          |
| 12058 Special Contaminated Property Remediation/Insurance | 953,444                               | -  | 1,168,834             | -                          |
| 12059 Hartford Downtown Redevelopment                     | 1,519,445                             | -  | -                     | -                          |
| 12060 Federal & Other Restricted Account                  | 471,250,914                           | -  | -                     | 89,967                     |
| 12062 Transportation Grant & Restricted Account           | 30,006,004                            | -  | -                     | -                          |
| 12064 Housing Assistance Bond Fund - Taxable              | 4,078,577                             | -  | -                     | -                          |
| 12065 Housing Assistance Bond Fund - Tax Exempt           | 5,560,935                             | -  | 803,186               | -                          |
| 12066 Housing Trust Fund                                  | 5,081,763                             | -  | 14,369,631            | -                          |
| Various Employment Security                               | 21,370,381                            | -  | -                     | 6,889                      |
| Various Grants to Local Governments and Others            | 125,239,284                           | -  | -                     | -                          |
| Various University/Health Center Operating Fund           | 249,029,427                           | -  | -                     | 170,453                    |
| Various University/Health Center Research Foundation      | 65,116,109                            | -  | -                     | 15,198                     |
| Totals  | <u>\$ 1,580,182,194</u>               | <u>\$ 45,336,221</u>                           | <u>\$ 220,066,706</u> | <u>\$ 508,015</u>          |

**LIABILITIES, RESERVES, FUND BALANCES AND SURPLUS**

| LONG TERM<br>INVESTMENTS | TOTAL<br>ASSETS         | RESERVE<br>FOR<br>RECEIVABLES | APPROPRIATIONS<br>CONTINUED | FUND<br>BALANCES<br>AND SURPLUS | TOTAL<br>LIABILITIES,<br>RESERVES,<br>FUND BALANCES,<br>AND SURPLUS |
|--------------------------|-------------------------|-------------------------------|-----------------------------|---------------------------------|---|
| \$ -                     | \$ 147,340,723          | \$ -                          | \$ 41,977,035               | \$ 105,363,688                  | \$ 147,340,723  |
| -                        | 20,913,936              | -                             | 115,000                     | 20,798,936                      | 20,913,936  |
| -                        | 11,500,142              | -                             | -                           | 11,500,142                      | 11,500,142  |
| -                        | 5,187,835               | 495,546                       | 905,060                     | 3,787,229                       | 5,187,835   |
| -                        | 7,767,387               | -                             | -                           | 7,767,387                       | 7,767,387   |
| -                        | 17,608,529              | -                             | -                           | 17,608,529                      | 17,608,529  |
| -                        | 960,359                 | -                             | 534,742                     | 425,617                         | 960,359   |
| -                        | 70,093                  | -                             | -                           | 70,093                          | 70,093  |
| -                        | (3,960,138)             | -                             | -                           | (3,960,138)                     | (3,960,138)   |
| -                        | 12,134,328              | -                             | 10,329,456                  | 1,804,872                       | 12,134,328  |
| -                        | 435,439                 | -                             | 217,989                     | 217,450                         | 435,439   |
| -                        | 982,139                 | -                             | -                           | 982,139                         | 982,139   |
| -                        | 3,477,977               | -                             | -                           | 3,477,977                       | 3,477,977   |
| -                        | 3,728                   | -                             | -                           | 3,728                           | 3,728   |
| -                        | 1,656,485               | -                             | 991,157                     | 665,328                         | 1,656,485   |
| -                        | 187,583,975             | -                             | 806,397,165                 | (618,813,190)                   | 187,583,975   |
| -                        | 73,067,409              | -                             | 77,553,922                  | (4,486,513)                     | 73,067,409  |
| -                        | 4,389,337               | -                             | 3,397,843                   | 991,494                         | 4,389,337   |
| -                        | 22,936                  | -                             | -                           | 22,936                          | 22,936  |
| -                        | 5,842,593               | 9,849,658                     | 5,820,429                   | (9,827,494)                     | 5,842,593   |
| -                        | 2,537,390               | -                             | 15,922,854                  | (13,385,464)                    | 2,537,390   |
| -                        | 168,411,280             | 131,108,476                   | 4,108,391                   | 33,194,413                      | 168,411,280   |
| -                        | 44,002,512              | 40,024,806                    | -                           | 3,977,706                       | 44,002,512  |
| -                        | 6,929                   | -                             | -                           | 6,929                           | 6,929   |
| 437,222                  | 722,777                 | -                             | 668,404                     | 54,373                          | 722,777   |
| -                        | 30,369,025              | 22,246,569                    | 3,557,235                   | 4,565,221                       | 30,369,025  |
| -                        | 2,730,068               | -                             | -                           | 2,730,068                       | 2,730,068   |
| -                        | 243,191                 | -                             | -                           | 243,191                         | 243,191   |
| -                        | (9,998,256)             | -                             | 473                         | (9,998,729)                     | (9,998,256)   |
| -                        | 10,355,115              | -                             | 24,051,072                  | (13,695,957)                    | 10,355,115  |
| -                        | 1,252,821               | -                             | 3,348,828                   | (2,096,007)                     | 1,252,821   |
| -                        | (191,613)               | -                             | 10,000                      | (201,613)                       | (191,613)   |
| -                        | 103,273,466             | -                             | -                           | 103,273,466                     | 103,273,466   |
| -                        | 2,122,278               | 1,168,834                     | 1,301,288                   | (347,844)                       | 2,122,278   |
| -                        | 1,519,445               | -                             | 5,588,860                   | (4,069,415)                     | 1,519,445   |
| -                        | 471,340,881             | -                             | 1,638,967,634               | (1,167,626,753)                 | 471,340,881   |
| -                        | 30,006,004              | -                             | 2,496,852,491               | (2,466,846,487)                 | 30,006,004  |
| -                        | 4,078,577               | -                             | 1,153,998                   | 2,924,579                       | 4,078,577   |
| -                        | 6,364,121               | 803,186                       | 3,424,050                   | 2,136,885                       | 6,364,121   |
| -                        | 19,451,394              | 14,369,631                    | 13,172,530                  | (8,090,767)                     | 19,451,394  |
| -                        | 21,377,270              | -                             | 32,553,417                  | (11,176,147)                    | 21,377,270  |
| -                        | 125,239,284             | -                             | 158,325,922                 | (33,086,638)                    | 125,239,284   |
| -                        | 249,199,880             | -                             | 336,456,116                 | (87,256,236)                    | 249,199,880   |
| -                        | 65,131,307              | -                             | 88,471,967                  | (23,340,660)                    | 65,131,307  |
| <u>\$ 437,222</u>        | <u>\$ 1,846,530,358</u> | <u>\$ 220,066,706</u>         | <u>\$ 5,776,175,328</u>     | <u>\$ (4,149,711,676)</u>       | <u>\$ 1,846,530,358</u>   |



**SPECIAL REVENUE FUNDS  
STATEMENT OF CASH RECEIPTS AND DISBURSEMENTS  
FISCAL YEAR ENDED JUNE 30, 2010**

|         |   | <b>RECEIPTS AND</b>   |                       |                           |                          |
|---------|---|---|-----------------------|---------------------------|--------------------------|
|         |   | <b>CASH AND<br/>SHORT TERM<br/>INVESTMENTS<br/>JULY 1, 2009</b> | <b>TAXES</b>          | <b>OTHER<br/>RECEIPTS</b> | <b>SALE OF<br/>BONDS</b> |
| 12001   | Transportation                                      | \$ 87,702,755   | \$ 703,904,595        | \$ 362,439,802            | \$ -                     |
| 12003   | Banking   | 21,293,993  | -                     | 32,833,589                | -                        |
| 12004   | Insurance   | 5,780,692   | -                     | 29,009,736                | -                        |
| 12005   | Probate Court Administration                        | 5,068,755   | -                     | 17,456,125                | -                        |
| 12006   | Consumer Counsel and Public Utility Control         | 7,203,817   | -                     | 21,114,456                | -                        |
| 12007   | Workers' Compensation                               | 6,841,014   | -                     | 30,395,157                | -                        |
| 12008   | Siting Council                                      | 976,587   | -                     | 2,089,628                 | -                        |
| 12009   | Mashantucket Pequot and Mohegan Fund                | 50,000  | -                     | -                         | -                        |
| 12010   | Soldiers, Sailors and Marines                       | (3,786,258)   | -                     | (120)                     | -                        |
| 12011   | Public Bus Transportation                           | 15,073,186  | -                     | 33,963,951                | -                        |
| 12012   | Municipal Employees Retirement                      | 319,105   | -                     | 1,446,666                 | -                        |
| 12013   | Regional Market Operations                          | 915,071   | -                     | 949,541                   | -                        |
| 12014   | Criminal Injuries Compensation                      | 5,689,412   | -                     | 3,161,876                 | -                        |
| 12015   | Vending Facilities Operators Fringe Benefits        | 19,517  | -                     | 9,781                     | -                        |
| 12016   | Recreation and Natural Heritage Trust               | 1,731,349   | -                     | 50                        | -                        |
| 12019   | State University Operating Fund                     | 155,847,368   | -                     | 621,567,227               | -                        |
| 12020   | Regional Comm/Tech Colleges Operating Fund          | 43,643,517  | -                     | 217,864,141               | -                        |
| 12021   | Tax Exempt Proceeds Fund                            | 5,026,511   | -                     | (148,623)                 | -                        |
| 12026   | Environmental Quality                               | 11,202,751  | 658,479               | 962,513                   | -                        |
| 12027   | Conservation Fund                                   | 3,746,839   | -                     | 2,467,954                 | -                        |
| 12030   | Special Assessment Unemployment Compensation        | 21,828  | -                     | 42,250                    | -                        |
| 12033   | Economic Development                                | 1,096,018   | -                     | -                         | -                        |
| 12034   | Economic Assistance Bond Fund                       | 23,537,459  | -                     | -                         | 7,500,000                |
| 12035   | Economic Assistance Revolving Fund                  | 35,565,360  | -                     | 5,674,463                 | -                        |
| 12036   | Connecticut Works                                   | 3,977,706   | -                     | -                         | -                        |
| 12037   | Tobacco Settlement                                  | -   | -                     | 128,977,457               | -                        |
| 12038   | Individual Development Account Reserve Fund         | 343,640   | -                     | 95,000                    | -                        |
| 12039   | Housing Repayment & Revolving Loans - Taxable       | 9,130,149   | -                     | 2,634,837                 | -                        |
| 12040   | Housing Repayment & Revolving Loans - Tax Exempt    | 2,730,557   | -                     | (489)                     | -                        |
| 12047   | Child Care Facilities                               | 243,191   | -                     | -                         | -                        |
| 12050   | Local Capital Improvement                           | (9,998,600)   | -                     | -                         | 26,100,000               |
| 12051   | Capital Equipment Purchase                          | 18,263,153  | -                     | 23,819                    | -                        |
| 12053   | Economic Development and Other Grants               | 1,252,821   | -                     | -                         | -                        |
| 12055   | Housing for Homeless Persons with AIDS              | (1,613)   | -                     | -                         | -                        |
| 12056   | Budget Reserve                                      | 1,381,748,346   | -                     | -                         | -                        |
| 12058   | Special Contaminated Property Remediation/Insurance | 1,033,614   | -                     | 46,396                    | -                        |
| 12059   | Hartford Downtown Redevelopment                     | 4,368,829   | -                     | -                         | -                        |
| 12060   | Federal & Other Restricted Account                  | 464,903,075   | -                     | 1,969,499,251             | -                        |
| 12062   | Transportation Grant & Restricted Account           | 87,822,841  | -                     | 719,918,119               | -                        |
| 12064   | Housing Assistance Bond Fund - Taxable              | 10,586,823  | -                     | -                         | -                        |
| 12065   | Housing Assistance Bond Fund - Tax Exempt           | 6,187,742   | -                     | 4,123                     | -                        |
| 12066   | Housing Trust Fund                                  | 20,271,387  | -                     | 54,823                    | -                        |
| Various | Employment Security                                 | 22,939,194  | -                     | 94,850,452                | -                        |
| Various | Grants to Local Governments and Others              | 161,263,174   | -                     | -                         | 20,000,000               |
| Various | University/Health Center Operating Fund             | 235,184,559   | -                     | 1,116,715,043             | -                        |
| Various | University/Health Center Research Foundation        | 48,946,144  | -                     | 180,661,888               | -                        |
|         |   | <u>\$ 2,905,763,378</u>   | <u>\$ 704,563,074</u> | <u>\$ 5,596,780,882</u>   | <u>\$ 53,600,000</u>     |

**SCHEDULE C-1**

**TRANSFERS**

**DISBURSEMENTS**

| <b>INTERFUND<br/>TRANSFERS</b> | <b>TOTALS</b>           | <b>CURRENT EXPENSES,<br/>FIXED CHARGES,<br/>AND<br/>CAPITAL OUTLAY</b> | <b>TOTAL<br/>DISBURSEMENTS</b> | <b>CASH AND<br/>SHORT TERM<br/>INVESTMENTS<br/>JUNE 30, 2010</b> |
|--------------------------------|-------------------------|--|--------------------------------|--|
| \$ 49,399,965                  | \$ 1,203,447,117        | \$ 1,101,442,615   | \$ 1,101,442,615               | \$ 102,004,502   |
| (15,000,000.00)                | 39,127,582              | 18,213,646   | 18,213,646                     | 20,913,936   |
| 7,786                          | 34,798,214              | 23,304,755   | 23,304,755                     | 11,493,459   |
| (2,739,654)                    | 19,785,226              | 15,092,937   | 15,092,937                     | 4,692,289  |
| -                              | 28,318,273              | 20,550,886   | 20,550,886                     | 7,767,387  |
| 26,508                         | 37,262,679              | 19,672,144   | 19,672,144                     | 17,590,535   |
| -                              | 3,066,215               | 2,105,856  | 2,105,856                      | 960,359  |
| 61,800,000                     | 61,850,000              | 61,779,907   | 61,779,907                     | 70,093   |
| 2,761,637                      | (1,024,741)             | 2,935,397  | 2,935,397                      | (3,960,138)  |
| -                              | 49,037,137              | 36,902,809   | 36,902,809                     | 12,134,328   |
| -                              | 1,765,771               | 1,330,332  | 1,330,332                      | 435,439  |
| -                              | 1,864,612               | 882,473  | 882,473                        | 982,139  |
| (2,265,585)                    | 6,585,703               | 3,110,107  | 3,110,107                      | 3,475,596  |
| 32                             | 29,330                  | 25,604   | 25,604                         | 3,726  |
| -                              | 1,731,399               | 74,914   | 74,914.00                      | 1,656,485  |
| (34,877,767)                   | 742,536,828             | 555,078,032  | 555,078,032                    | 187,458,796  |
| (862,284)                      | 260,645,374             | 187,644,305  | 187,644,305                    | 73,001,069   |
| -                              | 4,877,888               | 488,551  | 488,551                        | 4,389,337  |
| (8,593,288)                    | 4,230,455               | 4,230,455  | 4,230,455                      | -  |
| (4,793,247)                    | 1,421,546               | 1,421,546  | 1,421,546                      | -  |
| (41,142)                       | 22,936                  | -  | -                              | 22,936   |
| 755                            | 1,096,773               | 5,103,838  | 5,103,838                      | (4,007,065)  |
| -                              | 31,037,459              | 28,500,069   | 28,500,069                     | 2,537,390  |
| -                              | 41,239,823              | 3,937,019  | 3,937,019                      | 37,302,804   |
| -                              | 3,977,706               | -  | -                              | 3,977,706  |
| (128,977,457)                  | -                       | -  | -                              | -  |
| -                              | 438,640                 | 153,085  | 153,085                        | 285,555  |
| (755)                          | 11,764,231              | 3,641,775  | 3,641,775                      | 8,122,456  |
| -                              | 2,730,068               | -  | -                              | 2,730,068  |
| -                              | 243,191                 | -  | -                              | 243,191  |
| -                              | 16,101,400              | 26,099,656   | 26,099,656                     | (9,998,256)  |
| -                              | 18,286,972              | 7,931,857  | 7,931,857                      | 10,355,115   |
| -                              | 1,252,821               | -  | -                              | 1,252,821  |
| -                              | (1,613)                 | 190,000  | 190,000.00                     | (191,613)  |
| (1,278,474,880.00)             | 103,273,466             | -  | -                              | 103,273,466  |
| -                              | 1,080,010               | 126,566  | 126,566                        | 953,444  |
| -                              | 4,368,829               | 2,849,384  | 2,849,384                      | 1,519,445  |
| (21,694,609)                   | 2,412,707,717           | 1,941,456,803  | 1,941,456,803                  | 471,250,914  |
| 16,426,733                     | 824,167,693             | 794,161,689  | 794,161,689                    | 30,006,004   |
| -                              | 10,586,823              | 6,508,246  | 6,508,246                      | 4,078,577  |
| -                              | 6,191,865               | 630,930  | 630,930                        | 5,560,935  |
| -                              | 20,326,210              | 15,244,447   | 15,244,447                     | 5,081,763  |
| 2,837,926                      | 120,627,572             | 99,257,191   | 99,257,191                     | 21,370,381   |
| -                              | 181,263,174             | 56,023,890   | 56,023,890                     | 125,239,284  |
| (7,194,400)                    | 1,344,705,202           | 1,095,675,775  | 1,095,675,775                  | 249,029,427  |
| 34,676                         | 229,642,708             | 164,526,599  | 164,526,599                    | 65,116,109   |
| <u>\$ (1,372,219,050)</u>      | <u>\$ 7,888,488,284</u> | <u>\$ 6,308,306,090</u>  | <u>\$ 6,308,306,090</u>        | <u>\$ 1,580,182,194</u>  |

**STATE OF CONNECTICUT TRANSPORTATION FUND  
BALANCE SHEET  
JUNE 30, 2010**

**Assets**

|                                 |                              |
|---------------------------------|------------------------------|
| Cash and Short Term Investments | \$ 102,004,502               |
| Accrued Taxes Receivable        | 44,170,000                   |
| Accrued Interest Receivable     | <u>1,166,221</u>             |
| <b>Total Assets</b>             | <b><u>\$ 147,340,723</u></b> |

**Liabilities, Reserves and Surplus**

|   |                              |
|---|------------------------------|
| Appropriations to be Continued to Fiscal Year 2010-2011 | \$ 41,977,035                |
| Unappropriated Surplus - Schedule C-3                   | <u>105,363,688</u>           |
| <b>Total Liabilities, Reserves and Surplus</b>          | <b><u>\$ 147,340,723</u></b> |

**STATE OF CONNECTICUT TRANSPORTATION FUND  
STATEMENT OF UNAPPROPRIATED SURPLUS  
FISCAL YEAR ENDED JUNE 30, 2010**

|   |                              |
|---|------------------------------|
| Realized Revenue - Schedule C-4                                       | \$ 1,117,888,391             |
| Expenditures - Schedule C-5   | <u>1,101,442,615</u>         |
| <b>Excess Revenue over Expenditures</b>                               | <b>16,445,776</b>            |
| Miscellaneous Adjustments   | 367                          |
| Prior Year Budgeted Appropriations Continued to Fiscal Year 2009-2010 | 37,324,150                   |
| Budgeted Appropriations Continued to Fiscal Year 2010-2011            | <u>(41,977,035)</u>          |
| <b>Surplus</b>  | <b>11,793,258</b>            |
| Unappropriated Surplus, July 1, 2009                                  | <u>93,570,430</u>            |
| <b>Unappropriated Surplus, June 30, 2010</b>                          | <b><u>\$ 105,363,688</u></b> |

**STATE OF CONNECTICUT TRANSPORTATION FUND**  
**STATEMENT OF ESTIMATED AND REALIZED REVENUE**  
**FISCAL YEAR ENDED JUNE 30, 2010**

|                                       | <b><u>Realized<br/>Revenue</u></b> | <b><u>Budgeted<br/>Revenue</u></b> | <b><u>Realized<br/>Over (Under)<br/>Budgeted</u></b> |
|---------------------------------------|------------------------------------|------------------------------------|--|
| <b>TAXES</b>                          |                                    |                                    |  |
| Motor Fuels Tax                       | \$ 503,635,414                     | \$ 494,700,000                     | \$ 8,935,414   |
| Sales Tax - DMV                       | 67,784,155                         | 54,800,000                         | 12,984,155   |
| Oil Companies                         | 141,900,000                        | 141,900,000                        | -  |
| Totals                                | 713,319,569                        | 691,400,000                        | 21,919,569   |
| Less Refunds                          | (7,314,974)                        | (6,600,000)                        | (714,974)  |
| Net Taxes                             | 706,004,595                        | 684,800,000                        | 21,204,595   |
| <b>OTHER REVENUE</b>                  |                                    |                                    |  |
| Motor Vehicle Receipts                | 220,703,173                        | 224,500,000                        | (3,796,827)  |
| Licenses, Permits and Fees            | 135,003,639                        | 136,100,000                        | (1,096,361)  |
| Interest Income                       | 6,681,167                          | 16,500,000                         | (9,818,833)  |
| Federal Grants                        | 3,001,784                          | -                                  | 3,001,784  |
| Transfer from Other Funds             | 71,200,000                         | 81,200,000                         | (10,000,000)   |
| Transfer to Conservation Fund         | -                                  | (3,000,000)                        | 3,000,000  |
| Transfer to Emissions Enterprise Fund | (6,500,000)                        | (6,500,000)                        | -  |
| Transfer to TSB Account               | (15,300,000)                       | (15,300,000)                       | -  |
| Totals                                | 414,789,763                        | 433,500,000                        | (18,710,237)   |
| Less Refunds of Payments              | (2,905,967)                        | (2,600,000)                        | (305,967)  |
| Net Other Revenue                     | 411,883,796                        | 430,900,000                        | (19,016,204)   |
| <b>Total Budgeted Revenue</b>         | <b><u>\$ 1,117,888,391</u></b>     | <b><u>\$ 1,115,700,000</u></b>     | <b><u>\$ 2,188,391</u></b>                           |

**SCHEDULE C-5**

**STATE OF CONNECTICUT TRANSPORTATION FUND  
STATEMENT OF APPROPRIATIONS AND EXPENDITURES  
FISCAL YEAR ENDED JUNE 30, 2010**

|  | INITIAL<br>APPROPRIATIONS | APPROPRIATION<br>ADJUSTMENTS | TOTAL<br>APPROPRIATIONS | EXPENDITURES            | APPROPRIATIONS<br>LAPSED      CONTINUED |                      |
|--|---------------------------|------------------------------|-------------------------|-------------------------|---|----------------------|
| <b>GENERAL GOVERNMENT</b>                    |                           |                              |                         |                         |   |                      |
| <b>DEPARTMENT OF ADMINISTRATIVE SERVICES</b> |                           |                              |                         |                         |   |                      |
| 10020 OTHER EXPENSES                         | \$ 2,536,000              | \$ -                         | \$ 2,536,000            | \$ 2,047,443            | \$ 488,557                              | \$ -                 |
| <b>TOTAL GENERAL GOVERNMENT</b>              | <b>2,536,000</b>          | <b>-</b>                     | <b>2,536,000</b>        | <b>2,047,443</b>        | <b>488,557</b>                          | <b>-</b>             |
| <br><b>REGULATION AND PROTECTION</b>         |                           |                              |                         |                         |   |                      |
| <b>DEPARTMENT OF MOTOR VEHICLES</b>          |                           |                              |                         |                         |   |                      |
| 10010 PERSONAL SERVICES                      | 44,365,796                | (1,200,000)                  | 43,165,796              | 38,426,084              | 4,739,712                               | -                    |
| 10020 OTHER EXPENSES                         | 14,126,534                | 1,200,000                    | 15,326,534              | 14,951,033              | 215,501                                 | 160,000              |
| 10050 EQUIPMENT                              | 595,957                   | -                            | 595,957                 | 393,602                 | 202,355                                 | -                    |
| 12067 REFLECTIVE LICENSE PLATES              | 16,181,674                | -                            | 16,181,674              | 1,668,234               | -                                       | 14,513,440           |
| 12091 CVISN PROJECT                          | 461,942                   | -                            | 461,942                 | 326,802                 | -                                       | 135,140              |
| <b>TOTAL REGULATION AND PROTECTION</b>       | <b>75,731,903</b>         | <b>-</b>                     | <b>75,731,903</b>       | <b>55,765,755</b>       | <b>5,157,568</b>                        | <b>14,808,580</b>    |
| <br><b>TRANSPORTATION</b>                    |                           |                              |                         |                         |   |                      |
| <b>DEPARTMENT OF TRANSPORTATION</b>          |                           |                              |                         |                         |   |                      |
| 10010 PERSONAL SERVICES                      | 156,859,684               | (8,836,457)                  | 148,023,227             | 147,780,033             | 243,194                                 | -                    |
| 10020 OTHER EXPENSES                         | 43,426,685                | 9,070,000                    | 52,496,685              | 52,231,263              | 265,422                                 | -                    |
| 10050 EQUIPMENT                              | 2,072,048                 | -                            | 2,072,048               | 866,263                 | -                                       | 1,205,785            |
| 10070 MINOR CAPITOL PROJECTS                 | 687,150                   | -                            | 687,150                 | 396,736                 | -                                       | 290,414              |
| 10080 HIGHWAY & BRIDGE RENEWAL EQUIPMENT     | 6,692,852                 | -                            | 6,692,852               | 5,484,354               | -                                       | 1,208,498            |
| 10090 TRANSIT EQUIPMENT                      | 233,543                   | (233,543)                    | -                       | -                       | -                                       | -                    |
| 12017 HIGHWAY PLANNING AND RESEARCH          | 3,914,392                 | -                            | 3,914,392               | 2,718,280               | -                                       | 1,196,112            |
| 12092 HOSPITAL TRANSIT FOR DIALYSIS          | 42,962                    | -                            | 42,962                  | 42,962                  | -                                       | -                    |
| 12168 RAIL OPERATIONS                        | 117,635,208               | -                            | 117,635,208             | 117,622,332             | 12,876                                  | -                    |
| 12175 BUS OPERATIONS                         | 125,318,445               | (1,036,000)                  | 124,282,445             | 124,280,561             | 1,884                                   | -                    |
| 12293 HIGHWAY AND BRIDGE RENEWAL             | 18,683,603                | -                            | 18,683,603              | 9,318,638               | -                                       | 9,364,965            |
| 12334 TWEED-NEW HAVEN AIRPORT GRANT          | 1,500,000                 | -                            | 1,500,000               | 1,425,000               | 75,000                                  | -                    |
| 12378 ADA PARA-TRANSIT PROGRAM               | 23,826,375                | 1,036,000                    | 24,862,375              | 24,862,359              | 16                                      | -                    |
| 12379 NON-ADA DIAL-A-RIDE PROGRAM            | 576,361                   | -                            | 576,361                 | 576,359                 | 2                                       | -                    |
| 12429 SOUTHEAST INTERMODAL TRANSPORT CTR     | 301,604                   | -                            | 301,604                 | 286,344                 | -                                       | 15,260               |
| 17051 EMERGENCY RELIEF-TOWN REPAIRS          | 1,166,440                 | -                            | 1,166,440               | -                       | -                                       | 1,166,440            |
| <b>TOTAL TRANSPORTATION</b>                  | <b>502,937,352</b>        | <b>-</b>                     | <b>502,937,352</b>      | <b>487,891,484</b>      | <b>598,394</b>                          | <b>14,447,474</b>    |
| <br><b>NON-FUNCTIONAL</b>                    |                           |                              |                         |                         |   |                      |
| 12285 DEBT SERVICE                           | 443,958,243               | (2,000,000)                  | 441,958,243             | 431,582,158             | 10,376,085                              | -                    |
| 12015 RESERVE FOR SALARY ADJUSTMENTS         | 12,720,981                | -                            | 12,720,981              | -                       | -                                       | 12,720,981           |
| 12235 WORKERS' COMPENSATION                  | 5,200,783                 | 2,000,000                    | 7,200,783               | 6,938,218               | 262,565                                 | -                    |
| 12005 UNEMPLOYMENT COMPENSATION              | 220,960                   | 90,000                       | 310,960                 | 310,027                 | 933                                     | -                    |
| 12006 EMPLOYEES RETIREMENT CONTRIBUTIONS     | 77,508,000                | -                            | 77,508,000              | 70,413,000              | 7,095,000                               | -                    |
| 12010 GROUP LIFE INSURANCE                   | 314,300                   | -                            | 314,300                 | 272,786                 | 41,514                                  | -                    |
| 12011 EMPLOYERS SOCIAL SECURITY TAX          | 18,228,071                | (90,000)                     | 18,138,071              | 13,734,925              | 4,403,146                               | -                    |
| 12012 STATE EMPLOYEES HEALTH SERVICE COST    | 33,423,070                | -                            | 33,423,070              | 32,172,617              | 1,250,453                               | -                    |
| 12284 INSURANCE RECOVERIES                   | 423,908                   | (109,361)                    | 314,547                 | 314,202                 | 345                                     | -                    |
| <b>TOTAL NON-FUNCTIONAL</b>                  | <b>591,998,316</b>        | <b>(109,361)</b>             | <b>591,888,955</b>      | <b>555,737,933</b>      | <b>23,430,041</b>                       | <b>12,720,981</b>    |
| <b>TOTAL BUDGETED APPROPRIATIONS</b>         | <b>\$ 1,173,203,571</b>   | <b>\$ (109,361)</b>          | <b>\$ 1,173,094,210</b> | <b>\$ 1,101,442,615</b> | <b>\$ 29,674,560</b>                    | <b>\$ 41,977,035</b> |

**OTHER BUDGETED SPECIAL REVENUE FUNDS  
STATEMENT OF APPROPRIATIONS AND EXPENDITURES  
FISCAL YEAR ENDED JUNE 30, 2010**

|   | INITIAL<br>APPROPRIATION | APPROPRIATION<br>ADJUSTMENTS | TOTAL<br>APPROPRIATIONS | EXPENDITURES         | APPROPRIATIONS<br>LAPSED CONTINUED |                   |
|---|--------------------------|------------------------------|-------------------------|----------------------|------------------------------------|-------------------|
| <b>BANKING FUND - 12003</b>                                       |                          |                              |                         |                      |                                    |                   |
| <b>DEPARTMENT OF BANKING</b>                                      |                          |                              |                         |                      |                                    |                   |
| 10010 PERSONAL SERVICES   | \$ 10,785,132            | \$ -                         | \$ 10,785,132           | \$ 9,358,425         | \$ 1,426,707                       | \$ -              |
| 10020 OTHER EXPENSES  | 2,724,735                | (750,000)                    | 1,974,735               | 1,695,543            | 179,192                            | 100,000           |
| 10050 EQUIPMENT   | 268,984                  | (250,000)                    | 18,984                  | -                    | 3,984                              | 15,000            |
| 12244 FRINGE BENEFITS   | 5,982,965                | -                            | 5,982,965               | 5,806,828            | 176,137                            | -                 |
| 12262 INDIRECT OVERHEAD   | 879,332                  | -                            | 879,332                 | 879,332              | -                                  | -                 |
| <b>AGENCY TOTAL</b>   | <b>20,641,148</b>        | <b>(1,000,000)</b>           | <b>19,641,148</b>       | <b>17,740,128</b>    | <b>1,786,020</b>                   | <b>115,000</b>    |
| <b>DEPARTMENT OF LABOR</b>  |                          |                              |                         |                      |                                    |                   |
| 12471 CUSTOMIZED SERVICES   | 500,000                  | -                            | 500,000                 | 473,518              | 26,482                             | -                 |
| <b>AGENCY TOTAL</b>   | <b>500,000</b>           | <b>-</b>                     | <b>500,000</b>          | <b>473,518</b>       | <b>26,482</b>                      | <b>-</b>          |
| <b>TOTAL BANKING FUND</b>   | <b>\$ 21,141,148</b>     | <b>\$ (1,000,000)</b>        | <b>\$ 20,141,148</b>    | <b>\$ 18,213,646</b> | <b>\$ 1,812,502</b>                | <b>\$ 115,000</b> |
| <b>INSURANCE FUND - 12004</b>                                     |                          |                              |                         |                      |                                    |                   |
| <b>INSURANCE DEPARTMENT</b>                                       |                          |                              |                         |                      |                                    |                   |
| 10010 PERSONAL SERVICES   | \$ 13,252,487            | \$ (235,230)                 | \$ 13,017,257           | \$ 11,825,106        | \$ 1,192,151                       | \$ -              |
| 10020 OTHER EXPENSES  | 2,396,611                | 360,230                      | 2,756,841               | 2,470,943            | 285,898                            | -                 |
| 10050 EQUIPMENT   | 102,375                  | -                            | 102,375                 | 67,624               | 34,751                             | -                 |
| 12244 FRINGE BENEFITS   | 7,737,063                | (125,000)                    | 7,612,063               | 7,278,069            | 333,994                            | -                 |
| 12262 INDIRECT OVERHEAD   | 370,204                  | -                            | 370,204                 | 352,903              | 17,301                             | -                 |
| <b>AGENCY TOTAL</b>   | <b>23,858,740</b>        | <b>-</b>                     | <b>23,858,740</b>       | <b>21,994,645</b>    | <b>1,864,095</b>                   | <b>-</b>          |
| <b>OFFICE OF THE MANAGED CARE OMBUDSMAN</b>                       |                          |                              |                         |                      |                                    |                   |
| 10010 PERSONAL SERVICES   | 713,161                  | -                            | 713,161                 | 584,325              | 128,836                            | -                 |
| 10020 OTHER EXPENSES  | 183,342                  | -                            | 183,342                 | 119,387              | 63,955                             | -                 |
| 10050 EQUIPMENT   | 2,400                    | -                            | 2,400                   | 1,574                | 826                                | -                 |
| 12244 FRINGE BENEFITS   | 375,228                  | -                            | 375,228                 | 369,479              | 5,749                              | -                 |
| 12262 INDIRECT OVERHEAD   | 20,000                   | -                            | 20,000                  | (2,155)              | 22,155                             | -                 |
| <b>AGENCY TOTAL</b>   | <b>1,294,131</b>         | <b>-</b>                     | <b>1,294,131</b>        | <b>1,072,610</b>     | <b>221,521</b>                     | <b>-</b>          |
| <b>DEPARTMENT OF SOCIAL SERVICES</b>                              |                          |                              |                         |                      |                                    |                   |
| 10020 OTHER EXPENSES  | 500,000                  | -                            | 500,000                 | 237,500              | 262,500                            | -                 |
| <b>AGENCY TOTAL</b>   | <b>500,000</b>           | <b>-</b>                     | <b>500,000</b>          | <b>237,500</b>       | <b>262,500</b>                     | <b>-</b>          |
| <b>TOTAL INSURANCE FUND</b>                                       | <b>\$ 25,652,871</b>     | <b>\$ -</b>                  | <b>\$ 25,652,871</b>    | <b>\$ 23,304,755</b> | <b>\$ 2,348,116</b>                | <b>\$ -</b>       |
| <b>CONSUMER COUNSEL AND PUBLIC UTILITY CONTROL FUND - 12006</b>   |                          |                              |                         |                      |                                    |                   |
| <b>OFFICE OF CONSUMER COUNSEL</b>                                 |                          |                              |                         |                      |                                    |                   |
| 10010 PERSONAL SERVICES   | \$ 1,476,507             | \$ -                         | \$ 1,476,507            | \$ 1,178,158         | \$ 298,349                         | \$ -              |
| 10020 OTHER EXPENSES  | 556,971                  | -                            | 556,971                 | 396,137              | 160,834                            | -                 |
| 10050 EQUIPMENT   | 10,000                   | -                            | 10,000                  | 8,660                | 1,340                              | -                 |
| 12244 FRINGE BENEFITS   | 866,726                  | -                            | 866,726                 | 753,426              | 113,300                            | -                 |
| 12262 INDIRECT OVERHEAD   | 208,775                  | -                            | 208,775                 | 208,775              | -                                  | -                 |
| <b>AGENCY TOTAL</b>   | <b>3,118,979</b>         | <b>-</b>                     | <b>3,118,979</b>        | <b>2,545,156</b>     | <b>573,823</b>                     | <b>-</b>          |
| <b>DEPARTMENT OF PUBLIC UTILITY CONTROL</b>                       |                          |                              |                         |                      |                                    |                   |
| 10010 PERSONAL SERVICES   | 11,419,537               | (48,500)                     | 11,371,037              | 9,832,718            | 1,538,319                          | -                 |
| 10020 OTHER EXPENSES  | 1,593,827                | 48,500                       | 1,642,327               | 1,626,841            | 15,486                             | -                 |
| 10050 EQUIPMENT   | 60,500                   | 3,000                        | 63,500                  | 60,363               | 3,137                              | -                 |
| 12244 FRINGE BENEFITS   | 6,649,407                | (3,000)                      | 6,646,407               | 6,098,479            | 547,928                            | -                 |
| 12262 INDIRECT OVERHEAD   | 387,526                  | -                            | 387,526                 | 387,329              | 197                                | -                 |
| <b>AGENCY TOTAL</b>   | <b>20,110,797</b>        | <b>-</b>                     | <b>20,110,797</b>       | <b>18,005,730</b>    | <b>2,105,067</b>                   | <b>-</b>          |
| <b>TOTAL CONSUMER COUNSEL AND<br/>PUBLIC UTILITY CONTROL FUND</b> | <b>\$ 23,229,776</b>     | <b>\$ -</b>                  | <b>\$ 23,229,776</b>    | <b>\$ 20,550,886</b> | <b>\$ 2,678,890</b>                | <b>\$ -</b>       |
| <b>WORKERS' COMPENSATION FUND - 12007</b>                         |                          |                              |                         |                      |                                    |                   |
| <b>DIVISION OF CRIMINAL JUSTICE</b>                               |                          |                              |                         |                      |                                    |                   |
| 10010 PERSONAL SERVICES   | \$ 589,619               | \$ -                         | \$ 589,619              | \$ 533,648           | \$ 55,971                          | \$ -              |
| 10020 OTHER EXPENSES  | 22,462                   | -                            | 22,462                  | 6,676                | 15,786                             | -                 |
| 10050 EQUIPMENT   | 1,800                    | -                            | 1,800                   | -                    | 1,800                              | -                 |
| <b>AGENCY TOTAL</b>   | <b>613,881</b>           | <b>-</b>                     | <b>613,881</b>          | <b>540,324</b>       | <b>73,557</b>                      | <b>-</b>          |

**SCHEDULE C-6**

|   | INITIAL<br>APPROPRIATION | APPROPRIATION<br>ADJUSTMENTS | TOTAL<br>APPROPRIATIONS | EXPENDITURES         | APPROPRIATIONS      |             |
|---|--------------------------|------------------------------|-------------------------|----------------------|---------------------|-------------|
|   |                          |                              |                         |                      | LAPSED              | CONTINUED   |
| <b>DEPARTMENT OF LABOR</b>                          |                          |                              |                         |                      |                     |             |
| 12045 OCCUPATIONAL HEALTH CLINICS                   | 674,587                  | -                            | 674,587                 | 599,304              | 75,283              | -           |
| <b>AGENCY TOTAL</b>                                 | <b>674,587</b>           | <b>-</b>                     | <b>674,587</b>          | <b>599,304</b>       | <b>75,283</b>       | <b>-</b>    |
| <b>WORKERS' COMPENSATION COMMISSION</b>             |                          |                              |                         |                      |                     |             |
| 10010 PERSONAL SERVICES                             | 9,900,000                | -                            | 9,900,000               | 8,412,335            | 1,487,665           | -           |
| 10020 OTHER EXPENSES                                | 2,558,530                | -                            | 2,558,530               | 2,377,684            | 180,846             | -           |
| 10050 EQUIPMENT                                     | 97,000                   | -                            | 97,000                  | 4,785                | 92,215              | -           |
| 12066 REHABILITATIVE SERVICES                       | 2,288,065                | -                            | 2,288,065               | 1,427,378            | 860,687             | -           |
| 12244 FRINGE BENEFITS                               | 5,586,922                | -                            | 5,586,922               | 5,414,755            | 172,167             | -           |
| 12262 INDIRECT OVERHEAD                             | 895,579                  | -                            | 895,579                 | 895,579              | -                   | -           |
| <b>AGENCY TOTAL</b>                                 | <b>21,326,096</b>        | <b>-</b>                     | <b>21,326,096</b>       | <b>18,532,516</b>    | <b>2,793,580</b>    | <b>-</b>    |
| <b>TOTAL WORKERS' COMPENSATION FUND</b>             | <b>\$ 22,614,564</b>     | <b>\$ -</b>                  | <b>\$ 22,614,564</b>    | <b>\$ 19,672,144</b> | <b>\$ 2,942,420</b> | <b>\$ -</b> |
| <b>MASHANTUCKET PEQUOT AND MOHEGAN FUND - 12009</b> |                          |                              |                         |                      |                     |             |
| <b>NON-FUNCTIONAL</b>                               |                          |                              |                         |                      |                     |             |
| 17005 GRANTS TO TOWNS                               | \$ 61,779,907            | \$ -                         | \$ 61,779,907           | \$ 61,779,907        | \$ -                | \$ -        |
| <b>AGENCY TOTAL</b>                                 | <b>61,779,907</b>        | <b>-</b>                     | <b>61,779,907</b>       | <b>61,779,907</b>    | <b>-</b>            | <b>-</b>    |
| <b>TOTAL MASHANTUCKET PEQUOT &amp; MOHEGAN FUND</b> | <b>\$ 61,779,907</b>     | <b>\$ -</b>                  | <b>\$ 61,779,907</b>    | <b>\$ 61,779,907</b> | <b>\$ -</b>         | <b>\$ -</b> |
| <b>SOLDIERS, SAILORS AND MARINES' FUND - 12010</b>  |                          |                              |                         |                      |                     |             |
| <b>SOLDIERS, SAILORS AND MARINES</b>                |                          |                              |                         |                      |                     |             |
| 10010 PERSONAL SERVICES                             | \$ 562,939               | \$ 12,700                    | \$ 575,639              | \$ 574,721           | \$ 918              | \$ -        |
| 10020 OTHER EXPENSES                                | 82,788                   | (21,000)                     | 61,788                  | 37,141               | 24,647              | -           |
| 12153 AWARD PAYMENTS TO VETERANS                    | 1,979,800                | (27,700)                     | 1,952,100               | 1,941,943            | 10,157              | -           |
| 12244 FRINGE BENEFITS                               | 352,941                  | 36,000                       | 388,941                 | 381,592              | 7,349               | -           |
| <b>AGENCY TOTAL</b>                                 | <b>2,978,468</b>         | <b>-</b>                     | <b>2,978,468</b>        | <b>2,935,397</b>     | <b>43,071</b>       | <b>-</b>    |
| <b>TOTAL SOLDIERS, SAILORS AND MARINES' FUND</b>    | <b>\$ 2,978,468</b>      | <b>\$ -</b>                  | <b>\$ 2,978,468</b>     | <b>\$ 2,935,397</b>  | <b>\$ 43,071</b>    | <b>\$ -</b> |
| <b>REGIONAL MARKET OPERATION FUND - 12013</b>       |                          |                              |                         |                      |                     |             |
| <b>DEPARTMENT OF AGRICULTURE</b>                    |                          |                              |                         |                      |                     |             |
| 10010 PERSONAL SERVICES                             | \$ 350,000               | \$ 5,000                     | \$ 355,000              | \$ 312,958           | \$ 42,042           | \$ -        |
| 10020 OTHER EXPENSES                                | 270,896                  | 42,200                       | 313,096                 | 293,530              | 19,566              | -           |
| 10050 EQUIPMENT                                     | 100                      | -                            | 100                     | -                    | 100                 | -           |
| 12244 FRINGE BENEFITS                               | 243,596                  | (5,000)                      | 238,596                 | 212,214              | 26,382              | -           |
| <b>AGENCY TOTAL</b>                                 | <b>864,592</b>           | <b>42,200</b>                | <b>906,792</b>          | <b>818,702</b>       | <b>88,090</b>       | <b>-</b>    |
| <b>OFFICE OF THE TREASURY</b>                       |                          |                              |                         |                      |                     |             |
| DEBT SERVICE - 12285                                | 64,350                   | -                            | 64,350                  | 63,771               | 579                 | -           |
| <b>AGENCY TOTAL</b>                                 | <b>64,350</b>            | <b>-</b>                     | <b>64,350</b>           | <b>63,771</b>        | <b>579</b>          | <b>-</b>    |
| <b>TOTAL REGIONAL MARKET OPERATION FUND</b>         | <b>\$ 928,942</b>        | <b>\$ 42,200</b>             | <b>\$ 971,142</b>       | <b>\$ 882,473</b>    | <b>\$ 88,669</b>    | <b>\$ -</b> |
| <b>CRIMINAL INJURIES COMPENSATION FUND - 12014</b>  |                          |                              |                         |                      |                     |             |
| <b>JUDICIAL DEPARTMENT</b>                          |                          |                              |                         |                      |                     |             |
| 12047 CRIMINAL INJURIES COMPENSATION                | \$ 3,132,410             | \$ 282,410                   | \$ 3,414,820            | \$ 3,110,107         | \$ 304,713          | \$ -        |
| <b>AGENCY TOTAL</b>                                 | <b>3,132,410</b>         | <b>282,410</b>               | <b>3,414,820</b>        | <b>3,110,107</b>     | <b>304,713</b>      | <b>-</b>    |
| <b>TOTAL CRIMINAL INJURIES COMPENSATION FUND</b>    | <b>\$ 3,132,410</b>      | <b>\$ 282,410</b>            | <b>\$ 3,414,820</b>     | <b>\$ 3,110,107</b>  | <b>\$ 304,713</b>   | <b>\$ -</b> |



**GRANTS AND RESTRICTED ACCOUNTS FUND  
STATEMENT OF APPROPRIATIONS AND EXPENDITURES  
FISCAL YEAR ENDED JUNE 30, 2010**

|  | CONTINUED         |                  | TOTAL             | EXPENDITURES     | APPROPRIATIONS |                   |
|--|-------------------|------------------|-------------------|------------------|----------------|-------------------|
|  | AND INITIAL       | APPROPRIATION    |                   |                  | APPROPRIATIONS | LAPSED            |
| <b>OTHER GRANTS AND RESTRICTED ACCOUNTS</b>          | APPROPRIATIONS    | ADJUSTMENTS      | APPROPRIATIONS    |                  |                |                   |
| <b>LEGISLATIVE MANAGEMENT</b>                        |                   |                  |                   |                  |                |                   |
| 30184 LEGISLATOR REUNION                             | \$ 873            | \$ -             | \$ 873            | \$ -             | \$ -           | \$ 873            |
| 30226 ART AT THE CAPITOL                             | 420               | 1,500            | 1,920             | 1,551            | -              | 369               |
| 30344 CTN  | 1,052,325         | 2,499,999        | 3,552,324         | 1,974,712        | -              | 1,577,612         |
| 30382 CT HALL OF FAME                                | 829               | 8,001            | 8,830             | 3,250            | -              | 5,580             |
| 30473 OLD STATE HOUSE (PRIVATE FUNDS)                | 31,006            | 127,835          | 158,841           | 15,166           | -              | 143,675           |
| 90469 KOREAN WAR MEMORIAL                            | 693               | -                | 693               | 693              | -              | -                 |
| <b>AGENCY TOTAL</b>                                  | <b>1,086,146</b>  | <b>2,637,335</b> | <b>3,723,481</b>  | <b>1,995,372</b> | <b>-</b>       | <b>1,728,109</b>  |
| <b>COMMISSION ON AGING</b>                           |                   |                  |                   |                  |                |                   |
| 30234 COMMISSION ON AGING DONATIONS                  | 465               | 1,750            | 2,215             | 1,797            | -              | 418               |
| <b>AGENCY TOTAL</b>                                  | <b>465</b>        | <b>1,750</b>     | <b>2,215</b>      | <b>1,797</b>     | <b>-</b>       | <b>418</b>        |
| <b>COMMISSION ON STATUS OF WOMEN</b>                 |                   |                  |                   |                  |                |                   |
| 30001 AGENCY SUPPORT                                 | 310               | 37,355           | 37,665            | 22,636           | -              | 15,029            |
| 30085 NTO CONFERENCE (PRIVATE)                       | 5,287             | -                | 5,287             | -                | -              | 5,287             |
| 30106 THE ECONOMIC STATUS OF WOMEN                   | 25,415            | (694)            | 24,721            | 11,894           | -              | 12,827            |
| 30149 WOMEN'S ECONOMIC DEVELOPMENT INITIATIVE        | 76                | -                | 76                | -                | -              | 76                |
| <b>AGENCY TOTAL</b>                                  | <b>31,088</b>     | <b>36,661</b>    | <b>67,748</b>     | <b>34,530</b>    | <b>-</b>       | <b>33,219</b>     |
| <b>COMMISSION ON CHILDREN</b>                        |                   |                  |                   |                  |                |                   |
| 30001 AGENCY SUPPORT                                 | -                 | 16,085           | 16,085            | 15,406           | -              | 679               |
| 30107 PARENT LEADERSHIP INSTITUTE                    | 13,312            | (9,399)          | 3,913             | 3,027            | -              | 886               |
| 30486 EARLY CARE & EDUCATION                         | -                 | 3,000            | 3,000             | 3,000            | -              | -                 |
| 30493 CHILD POVERTY PREVENTION                       | -                 | 62,925           | 62,925            | 62,625           | -              | 300               |
| 30494 ANTI-BULLYING INITIATIVE                       | -                 | 10,000           | 10,000            | 10,000           | -              | -                 |
| 30501 IMPROVING CHILD OUTCOMES                       | -                 | 44,925           | 44,925            | 44,907           | -              | 18                |
| <b>AGENCY TOTAL</b>                                  | <b>13,312</b>     | <b>127,536</b>   | <b>140,848</b>    | <b>138,965</b>   | <b>-</b>       | <b>1,883</b>      |
| <b>COMMISSION ON LATINO AND PUERTO RICAN AFFAIRS</b> |                   |                  |                   |                  |                |                   |
| 30001 AGENCY SUPPORT                                 | 775               | -                | 775               | 655              | -              | 120               |
| 30061 ANNUAL AWARDS BANQUET                          | 62,121            | 24,526           | 86,647            | 29,566           | -              | 57,081            |
| 30396 PERSONAL FINANCE & INVESTMENT EDUCATION        | 19,535            | -                | 19,535            | 5,000            | -              | 14,535            |
| 35139 HUMAN IMMUNE VIRUS SUMMIT                      | 2,419             | -                | 2,419             | -                | -              | 2,419             |
| <b>AGENCY TOTAL</b>                                  | <b>84,850</b>     | <b>24,526</b>    | <b>109,375</b>    | <b>35,221</b>    | <b>-</b>       | <b>74,155</b>     |
| <b>AFRICAN-AMERICAN AFFAIRS COMMISSION</b>           |                   |                  |                   |                  |                |                   |
| 30018 ANNUAL CLASSIC AWARDS                          | 1,867             | 10,400           | 12,267            | 10,357           | -              | 1,910             |
| 30496 PROMOTE COLLEGE ACCESS                         | -                 | 25,595           | 25,595            | 17,299           | -              | 8,296             |
| <b>AGENCY TOTAL</b>                                  | <b>1,867</b>      | <b>35,995</b>    | <b>37,862</b>     | <b>27,656</b>    | <b>-</b>       | <b>10,206</b>     |
| <b>SECRETARY OF THE STATE</b>                        |                   |                  |                   |                  |                |                   |
| 30019 COMMERCIAL RECORDING ADMINISTRATION            | 441,366           | 46,585           | 487,951           | 474,575          | -              | 13,376            |
| <b>AGENCY TOTAL</b>                                  | <b>441,366</b>    | <b>46,585</b>    | <b>487,951</b>    | <b>474,575</b>   | <b>-</b>       | <b>13,376</b>     |
| <b>ELECTIONS ENFORCEMENT COMMISSION</b>              |                   |                  |                   |                  |                |                   |
| 30422 CEF RESERVE ACCOUNT                            | 100,000           | 25,000           | 125,000           | -                | -              | 125,000           |
| 35333 CITIZENS ELECTION FUND                         | 122,994           | -                | 122,994           | 122,994          | -              | -                 |
| 35339 CITIZEN ELECTION FUNDS GRANT                   | 42,778,746        | 450,483          | 43,229,229        | 3,248,335        | -              | 39,980,894        |
| <b>AGENCY TOTAL</b>                                  | <b>43,001,740</b> | <b>475,483</b>   | <b>43,477,223</b> | <b>3,371,329</b> | <b>-</b>       | <b>40,105,894</b> |
| <b>STATE TREASURER</b>                               |                   |                  |                   |                  |                |                   |
| 30076 TREASURY RECYCLING COMMITTEE                   | 132               | -                | 132               | -                | -              | 132               |
| 30132 BUILDING RENOVATIONS - 55 ELM STREET           | 32,187            | -                | 32,187            | -                | -              | 32,187            |
| 35101 PFM ADMINISTRATION EXPENSES                    | 6,986,795         | 67,807,023       | 74,793,818        | 69,098,400       | -              | 5,695,418         |
| 35105 SECOND INJURY                                  | 2,027,812         | 6,005,970        | 8,033,782         | 6,800,426        | -              | 1,233,356         |
| 35107 UNCLAIMED PROPERTY ADMINISTRATIVE EXPENSES     | 8,000,000         | 5,367,535        | 13,367,535        | 6,717,759        | -              | 6,649,776         |
| 35109 BANK COMPENSATION                              | 1,649,399         | 2,599,735        | 4,249,134         | 3,727,281        | -              | 521,853           |
| 35110 SHORT TERM INVESTMENT FUND ADMINISTRATION      | 168,511           | 1,408,696        | 1,577,207         | 1,270,170        | -              | 307,037           |
| 35111 SIF - STIPULATIONS AND REIMBURSEMENTS          | 2,400,541         | 20,012,210       | 22,412,751        | 19,020,836       | -              | 3,391,915         |
| 35140 DEBT SERVICE RETIREMENT                        | 918,174           | 2,519,664        | 3,437,838         | -                | -              | 3,437,838         |
| 35268 CLEAN WATER FUND COST OF ISSUANCE              | 907,177           | 400,914          | 1,308,091         | 952,631          | -              | 355,461           |
| 35269 MUNICIPAL PARTICIPATION ACCOUNT                | 249,913           | 25,251           | 275,164           | 208,140          | -              | 67,024            |
| 35369 COI GO TAXABLE TRF 2008 BONDS                  | 133,347           | -                | 133,347           | 630              | -              | 132,717           |
| 35370 CAPI GO TAXABLE TRF 2008 BONDS                 | 159,465,301       | -                | 159,465,301       | 62,935,434       | -              | 96,529,867        |
| 35373 CAPI GO BONDS 2008 A                           | 256,437           | -                | 256,437           | 256,437          | -              | -                 |
| 35374 CAPI GO BONDS 2008 B                           | 52,300            | -                | 52,300            | 52,300           | -              | -                 |
| 35375 CAPI GO BONDS 2008 B                           | 1,323,520         | -                | 1,323,520         | 1,323,520        | -              | -                 |
| 35378 CAPI GO BONDS 2008 C                           | 86,800            | -                | 86,800            | 86,800           | -              | -                 |
| 35388 CAPI GO BONDS 2009 A                           | 62,905            | -                | 62,905            | 62,905           | -              | -                 |
| 35389 CAPI GO BONDS 2009 A                           | 22,772,900        | -                | 22,772,900        | 16,652,646       | -              | 6,120,254         |
| 35390 CAPI GO BONDS 2009 B & C                       | 181,278           | -                | 181,278           | -                | -              | 181,278           |
| 35391 CAPI GO BONDS 2009 B                           | 7,433,041         | -                | 7,433,041         | 5,571,841        | -              | 1,861,200         |
| 35392 CAPI GO BONDS UCONN 2009 A                     | 22,215            | -                | 22,215            | 22,215           | -              | -                 |
| 35394 CAPI GO BANS 2009 A & B                        | 382,700           | -                | 382,700           | 382,700          | -              | -                 |
| 35395 CAPI GO BANS 2009 A & B                        | 16,591,666        | -                | 16,591,666        | 14,195,390       | -              | 2,396,276         |
| 35406 CAPI GO ERN 2009A                              | -                 | 1,404,775        | 1,404,775         | 1,403,712        | -              | 1,062             |

**SCHEDULE C-7**

|  | CONTINUED           |                    | TOTAL              | EXPENDITURES       | APPROPRIATIONS |                    |
|--|---------------------|--------------------|--------------------|--------------------|----------------|--------------------|
|  | AND INITIAL         | ADJUSTMENTS        |                    |                    | LAPSED         | CONTINUED          |
|  | APPROPRIATIONS      | ADJUSTMENTS        | APPROPRIATIONS     |                    |                |                    |
| 35407 DSF GO ERN 2009A                                 | -                   | 43,723,248         | 43,723,248         | 3,155,286          | -              | 40,567,962         |
| 35408 CAPI GO BONDS 2009 D                             | -                   | 14,846,056         | 14,846,056         | 644,583            | -              | 14,201,473         |
| 35410 COI TXBL GO BONDS 2009 B                         | -                   | 579,645            | 579,645            | 566,832            | -              | 12,812             |
| 35413 COI GO BONDS 2010 A                              | -                   | 700,000            | 700,000            | 367,657            | -              | 332,343            |
| 35414 CAPI GO BONDS 2010 A                             | -                   | 13,099,303         | 13,099,303         | -                  | -              | 13,099,303         |
| 35415 COI GO BONDS UCONN 2010 A                        | -                   | 402,247            | 402,247            | 25,000             | -              | 377,247            |
| 35418 COI GO BONDS 2010 B & C                          | -                   | 800,997            | 800,997            | -                  | -              | 800,997            |
| 35419 CAPI GO BONDS 2010 B & C                         | -                   | 14,141,786         | 14,141,786         | -                  | -              | 14,141,786         |
| <b>AGENCY TOTAL</b>                                    | <b>232,105,051</b>  | <b>195,845,055</b> | <b>427,950,105</b> | <b>215,682,809</b> | -              | <b>212,267,296</b> |
| <b>STATE COMPTROLLER</b>                               |                     |                    |                    |                    |                |                    |
| 30448 WALL OF HONOR MEMORIAL                           | 625                 | 500                | 1,125              | 652                | -              | 473                |
| 30489 CORE-CT SETTLEMENT                               | -                   | 100,000            | 100,000            | -                  | -              | 100,000            |
| 35120 CMIA SETTLEMENTS                                 | 1,004,811           | 528                | 1,005,339          | -                  | -              | 1,005,339          |
| 35377 FUEL OIL CONSERVATION ACCT                       | 60,000              | -                  | 60,000             | 60,000             | -              | -                  |
| <b>AGENCY TOTAL</b>                                    | <b>1,065,436</b>    | <b>101,028</b>     | <b>1,166,464</b>   | <b>60,652</b>      | -              | <b>1,105,812</b>   |
| <b>DEPARTMENT OF REVENUE SERVICES</b>                  |                     |                    |                    |                    |                |                    |
| 35178 TAX REFUND CHECKBOX ADMINISTRATION               | 15,957              | 7,502              | 23,459             | 10,723             | -              | 12,736             |
| 35248 TAX AMNESTY PROGRAM - ADMIN                      | 1,365,669           | (1,126,501)        | 239,168            | 239,168            | -              | -                  |
| 35412 BOTTLE BILL EXPANSION                            | -                   | 75,275             | 75,275             | -                  | -              | 75,275             |
| <b>AGENCY TOTAL</b>                                    | <b>1,381,626</b>    | <b>(1,043,724)</b> | <b>337,902</b>     | <b>249,891</b>     | -              | <b>88,011</b>      |
| <b>DIVISION OF SPECIAL REVENUE</b>                     |                     |                    |                    |                    |                |                    |
| 35113 INDIAN GAMING-MASHANTUCKET                       | -                   | 2,060,242          | 2,060,242          | 2,060,242          | -              | -                  |
| 35114 INDIAN GAMING-MOHEGAN                            | -                   | 2,019,138          | 2,019,138          | 2,019,138          | -              | -                  |
| <b>AGENCY TOTAL</b>                                    | -                   | <b>4,079,380</b>   | <b>4,079,380</b>   | <b>4,079,380</b>   | -              | -                  |
| <b>CONNECTICUT LOTTERY CORPORATION</b>                 |                     |                    |                    |                    |                |                    |
| 35121 CT LOTTERY CORPORATION PAYROLL & TELEPHONE       | -                   | 14,350,520         | 14,350,520         | 13,774,040         | -              | 576,480            |
| <b>AGENCY TOTAL</b>                                    | -                   | <b>14,350,520</b>  | <b>14,350,520</b>  | <b>13,774,040</b>  | -              | <b>576,480</b>     |
| <b>HOUSING FINANCE AUTHORITY</b>                       |                     |                    |                    |                    |                |                    |
| 35102 CHFA CURRENT EXPENSES                            | (78,310,965)        | 95,420,349         | 17,109,384         | 17,109,384         | -              | -                  |
| 35328 LAND PROT/AFFORD HOUSING/HISTORICAL PRESERVATION | 1,045,780           | 3,133,749          | 4,179,529          | 4,126,419          | -              | 53,110             |
| <b>AGENCY TOTAL</b>                                    | <b>(77,265,185)</b> | <b>98,554,098</b>  | <b>21,288,913</b>  | <b>21,235,803</b>  | -              | <b>53,110</b>      |
| <b>OFFICE OF POLICY AND MANAGEMENT</b>                 |                     |                    |                    |                    |                |                    |
| 30034 UNITED WE STAND                                  | 46,527              | 13,335             | 59,862             | -                  | -              | 59,862             |
| 30156 ADRIAN'S LANDING CONSTRUCTION                    | 239,603             | -                  | 239,603            | 28,663             | -              | 210,940            |
| 30185 LONG TERM CARE INSURANCE STUDY                   | 143,833             | 24,973             | 168,806            | 32,310             | -              | 136,496            |
| 30245 KEEP KIDS SAFE                                   | 26,670              | 7,620              | 34,290             | -                  | -              | 34,290             |
| 30370 ENERGY ADVISORY BOARD CONFERENCES                | 640,410             | 1,005,000          | 1,645,410          | 1,066,719          | -              | 578,691            |
| 30371 SCIENCE CENTER DONATIONS                         | 1,271,230           | 1,104,043          | 2,375,273          | 1,372,024          | -              | 1,003,249          |
| 30457 CCEDA PAYMENTS                                   | 1                   | -                  | 1                  | -                  | -              | 1                  |
| 35168 DISPOSITION OF SURPLUS STATE PROPERTY            | 228                 | -                  | 228                | -                  | -              | 228                |
| 35216 AMISTAD COMMEMORATION                            | 7,635               | 1,395              | 9,030              | -                  | -              | 9,030              |
| 35220 OLYMPIC SPIRIT LICENSE PLATES                    | 605                 | 1,595              | 2,200              | 1,925              | -              | 275                |
| 35297 FIGHT CHILDREN'S CANCER PLATE                    | 840                 | 3,245              | 4,085              | 3,075              | -              | 1,010              |
| 35312 ENERGY UNIT LOAD MANAGEMENT                      | 965,492             | 793,800            | 1,759,292          | 1,146,216          | -              | 613,076            |
| 35362 MUNICIPAL VIDEO COMPETITION                      | 1,715,217           | 3,855,933          | 5,571,150          | 1,715,217          | -              | 3,855,933          |
| 35382 SUPPORT OUR TROOPS DMV PLATE                     | 130                 | 1,200              | 1,330              | 850                | -              | 480                |
| 35404 CT NURSES FOUNDATION PLATE                       | -                   | 8,505              | 8,505              | 8,070              | -              | 435                |
| 90526 HOUSING ZONE PROGRAM                             | 3,148,636           | (397,602)          | 2,751,034          | 640,767            | -              | 2,110,267          |
| 90545 HARTFORD URBAN YOUTH VIOLENCE GRANT              | 44,939              | -                  | 44,939             | 40,000             | -              | 4,939              |
| <b>AGENCY TOTAL</b>                                    | <b>8,251,996</b>    | <b>6,423,042</b>   | <b>14,675,038</b>  | <b>6,055,837</b>   | -              | <b>8,619,202</b>   |
| <b>DEPARTMENT OF VETERANS AFFAIRS</b>                  |                     |                    |                    |                    |                |                    |
| 35104 INSTITUTIONAL GENERAL WELFARE FUND               | 375,503             | 1,753,089          | 2,128,592          | 1,560,825          | -              | 567,767            |
| 35106 ACTIVITY FUND                                    | 7,511               | 32,501             | 40,012             | 33,751             | -              | 6,261              |
| <b>AGENCY TOTAL</b>                                    | <b>383,014</b>      | <b>1,785,590</b>   | <b>2,168,604</b>   | <b>1,594,576</b>   | -              | <b>574,028</b>     |
| <b>OFFICE OF WORKFORCE COMPETITIVENESS</b>             |                     |                    |                    |                    |                |                    |
| 30484 INTERAGENCY MOA                                  | -                   | 485,688            | 485,688            | 485,688            | -              | -                  |
| 35387 INTERAGENCY MOA                                  | 456,315             | 400,000            | 856,315            | 856,315            | -              | -                  |
| <b>AGENCY TOTAL</b>                                    | <b>456,315</b>      | <b>885,688</b>     | <b>1,342,003</b>   | <b>1,342,003</b>   | -              | -                  |
| <b>DEPARTMENT OF ADMINISTRATIVE SERVICES</b>           |                     |                    |                    |                    |                |                    |
| 30022 CONFERENCES & SEMINARS                           | 5,628               | -                  | 5,628              | 2,400              | -              | 3,228              |
| 90451 CONTRACT STANDARDS BOARD                         | 21                  | -                  | 21                 | -                  | -              | 21                 |
| <b>AGENCY TOTAL</b>                                    | <b>5,649</b>        | -                  | <b>5,649</b>       | <b>2,400</b>       | -              | <b>3,249</b>       |
| <b>DEPARTMENT OF INFORMATION TECHNOLOGY</b>            |                     |                    |                    |                    |                |                    |
| 30069 EMPLOYEE HEALTH AND FITNESS CENTER               | 15,919              | 16,335             | 32,254             | 18,613             | -              | 13,641             |
| 35264 ED-NET ACCOUNT                                   | 1,273,111           | 2,048,602          | 3,321,713          | 714,545            | -              | 2,607,168          |
| <b>AGENCY TOTAL</b>                                    | <b>1,289,030</b>    | <b>2,064,937</b>   | <b>3,353,967</b>   | <b>733,158</b>     | -              | <b>2,620,809</b>   |
| <b>DEPARTMENT OF PUBLIC WORKS</b>                      |                     |                    |                    |                    |                |                    |
| 30003 ENERGY CONSERVATION PROJECTS IN STATE BUILDINGS  | 5,569,912           | -                  | 5,569,912          | 915,435            | -              | 4,654,477          |
| 30266 IMPROVEMENTS TO ARUTE ATHLETIC FIELDS, PHASE II  | 11,332              | -                  | 11,332             | 8,117              | -              | 3,215              |
| 30285 SCHOOL CONSTRUCTION - ADDITIONS AND RENOVATIONS  | 44,272,437          | 7,272,926          | 51,545,363         | 16,954,089         | -              | 34,591,274         |
| 30308 REPAIRS TO WOLFF-ZACKIN NATATORIUM - STORRS      | 4,310               | -                  | 4,310              | -                  | -              | 4,310              |

**SCHEDULE C-7**

|   | CONTINUED         |                   | TOTAL             | EXPENDITURES      | APPROPRIATIONS |                   |
|---|-------------------|-------------------|-------------------|-------------------|----------------|-------------------|
|   | AND INITIAL       | ADJUSTMENTS       |                   |                   | LAPSED         | CONTINUED         |
|   | APPROPRIATIONS    |                   | APPROPRIATIONS    |                   |                |                   |
| 35149 SALES & SERVICE - BUS ENTERPRISE                    | 6,034             | -                 | 6,034             | -                 | -              | 6,034             |
| 35306 SITE ACQUISITION, CAPITAL DEVELOPMENT, IMPROVEMENT  | -                 | 500               | 500               | -                 | -              | 500               |
| 35400 HEAT & COOLING REVOLVING FUND                       | -                 | 5,413,650         | 5,413,650         | 4,533,933         | -              | 879,717           |
| 39001 CAPITAL PROJECT NON-FEDERAL RECEIVABLE              | 91,000            | -                 | 91,000            | -                 | -              | 91,000            |
| 42162 IMPROVE STATE FACILITY UPGRADE SEWAGE SYSTEM        | 259,724           | (259,724)         | -                 | -                 | -              | -                 |
| 90157 MASTER PLAN - MERGE THAMES VTC AND MOHEGAN CC       | 143               | -                 | 143               | -                 | -              | 143               |
| 90169 IMPROVEMENTS TO FLEET GARAGES                       | 23,711            | -                 | 23,711            | -                 | -              | 23,711            |
| 90200 AGENCY FUNDED CAPITAL PROJECTS ADMINISTRATION       | 1,259,168         | 1,043,745         | 2,302,913         | 552,677           | -              | 1,750,236         |
| 90220 ENVIRONMENTAL PROTECTION PROJECTS                   | 72,073            | -                 | 72,073            | -                 | -              | 72,073            |
| 90228 CHEFA FINANCED CT STATE UNIVERSITY PROJECT          | 148,387           | 45,927            | 194,314           | 32,804            | -              | 161,510           |
| 90249 CAPITAL PROJECTS - SOUTHERN                         | 69,409            | 25,001            | 94,410            | 20,642            | -              | 73,768            |
| 90252 CAPITAL PROJECTS - WESTERN                          | 5,947             | -                 | 5,947             | 5,947             | -              | -                 |
| 90263 CAPITOL PROJECTS - EASTERN                          | 118,741           | -                 | 118,741           | 67,808            | -              | 50,933            |
| 90267 CAPITAL PROJECTS - CENTRAL                          | 622,112           | 242,001           | 864,113           | 250,357           | -              | 613,756           |
| 90270 CAPITAL PROJECTS -COMMUNITY TECHNICAL COLLEGE       | 186,677           | 2,392,214         | 2,578,891         | 69,379            | -              | 2,509,512         |
| 90273 CAPITAL PROJECTS-NORWALK COMMUNITY COLLEGE OPR FUND | 176,927           | 125,770           | 302,697           | 12,205            | -              | 290,492           |
| 90276 CAPITAL PROJECTS - HOUSATONIC COMMUNITY COLLEGE     | 400,830           | -                 | 400,830           | -                 | -              | 400,830           |
| 90293 EMERGENCY MANAGEMENT OFFICE RENOVATION              | 5,767             | -                 | 5,767             | -                 | -              | 5,767             |
| <b>AGENCY TOTAL</b>                                       | <b>53,304,641</b> | <b>16,302,010</b> | <b>69,606,651</b> | <b>23,423,393</b> | -              | <b>46,183,258</b> |
| <b>ATTORNEY GENERAL</b>                                   |                   |                   |                   |                   |                |                   |
| 35201 CONSUMER PROTECTION CASES                           | 1,734,823         | 58,225            | 1,793,048         | 222,363           | -              | 1,570,685         |
| 90278 CLIENT AGENCY COSTS                                 | 476,237           | -                 | 476,237           | 249,313           | -              | 226,924           |
| 90298 SECOND INJURY                                       | 7,172             | 80,000            | 87,172            | 47,763            | -              | 39,409            |
| <b>AGENCY TOTAL</b>                                       | <b>2,218,232</b>  | <b>138,225</b>    | <b>2,356,457</b>  | <b>519,439</b>    | -              | <b>1,837,018</b>  |
| <b>DIVISION OF CRIMINAL JUSTICE</b>                       |                   |                   |                   |                   |                |                   |
| 30477 TRANSFER OF SEIZED PROPERTY                         | 22,766            | -                 | 22,766            | -                 | -              | 22,766            |
| 35141 DRUG ASSETS FORFEITURE REVOLVING ACCOUNT            | 184,392           | 183,326           | 367,718           | 251,863           | -              | 115,855           |
| 35385 INVESTIGATION INSURANCE DEPT                        | 7,800             | -                 | 7,800             | 7,800             | -              | -                 |
| 90216 STOP VIOLENCE AGAINST WOMEN                         | 37,062            | -                 | 37,062            | 37,062            | -              | -                 |
| 90565 STOP VIOLENCE AGAINST WOMEN                         | -                 | 26,568            | 26,568            | 26,568            | -              | -                 |
| 90568 VAW RECOVERY ACT GRANT STATE                        | -                 | 136,448           | 136,448           | 123,825           | -              | 12,623            |
| 90570 DV POLICE INVESTIGATION KITS                        | -                 | 37,500            | 37,500            | 24,781            | -              | 12,719            |
| 90572 AUDIT CRIMINAL HISTORY                              | -                 | 4,925             | 4,925             | 1,329             | -              | 3,596             |
| <b>AGENCY TOTAL</b>                                       | <b>252,020</b>    | <b>388,767</b>    | <b>640,788</b>    | <b>473,229</b>    | -              | <b>167,559</b>    |
| <b>DEPARTMENT OF PUBLIC SAFETY</b>                        |                   |                   |                   |                   |                |                   |
| 30007 MISCELLANEOUS GRANTS                                | 62,256            | 217,635           | 279,891           | 44,403            | -              | 235,488           |
| 30164 AIRPORT SECURITY OFFICERS                           | 544               | -                 | 544               | -                 | -              | 544               |
| 30451 AAA TRAFFIC SAFETY GRANT                            | 8,985             | -                 | 8,985             | 3,663             | -              | 5,322             |
| 30500 NECASA  | -                 | 7,481             | 7,481             | 1,939             | -              | 5,542             |
| 34906 SECURING THE CITIES PROG                            | -                 | 2,541,891         | 2,541,891         | 25,663            | -              | 2,516,228         |
| 35113 INDIAN GAMING - MASHANTUCKET                        | -                 | 3,755,748         | 3,755,748         | 3,755,748         | -              | -                 |
| 35114 INDIAN GAMING - MOHEGAN                             | -                 | 3,255,891         | 3,255,891         | 3,255,891         | -              | -                 |
| 35142 DRUG ASSETS FORFEITURE REVOLVING ACCOUNT            | 127,476           | 1,283,284         | 1,410,760         | 1,294,067         | -              | 116,693           |
| 35190 ENHANCED 9-1-1 TELECOMMUNICATIONS FUND              | 24,340,377        | 21,374,366        | 45,714,743        | 25,609,508        | -              | 20,105,235        |
| 35229 COLLECT SYSTEM                                      | 677,774           | 105,541           | 783,315           | 131,637           | -              | 651,678           |
| 35235 "EXPLORER" TROOPS                                   | 6,832             | -                 | 6,832             | -                 | -              | 6,832             |
| 35238 APPLICANT FINGERPRINT CARD SUBMISSION               | 306,059           | 1,142,321         | 1,448,380         | 1,330,245         | -              | 118,135           |
| 35241 PISTOL PERMITS - ELIGIBILITY CERTIFICATES           | 344               | 473               | 817               | -                 | -              | 817               |
| 35242 BUILDING PERMIT APPLICATIONS - EDUCATION FEES       | 1,084,655         | 946,443           | 2,031,098         | 920,711           | -              | 1,110,387         |
| 35244 PISTOL PERMITS - PHOTOGRAPHIC COSTS                 | 150,700           | 351,080           | 501,780           | 439,965           | -              | 61,815            |
| 35245 COURT REIMBURSEMENTS                                | 44,085            | 7,800             | 51,885            | 45,765            | -              | 6,120             |
| 35360 FIRE SAFETY STANDARD ACT                            | -                 | 2,750             | 2,750             | -                 | -              | 2,750             |
| 90217 VARIOUS AGENCY ADMINISTERED PROJECTS                | 4,960             | 446,627           | 451,587           | 427,022           | -              | 24,565            |
| 90264 LIVSCAN CONNECTIVITY EXPANSION                      | (7,590)           | 7,590             | -                 | (7,590)           | -              | 7,590             |
| 90274 FIREARMS TRAFFICKING PROJECT - STATE                | 1,801             | -                 | 1,801             | -                 | -              | 1,801             |
| 90366 SATTF-STATE LEVEL                                   | 4,486             | -                 | 4,486             | -                 | -              | 4,486             |
| 90543 STOPS   | 19,006            | -                 | 19,006            | 2,434             | -              | 16,572            |
| 90555 FINGERPRINT BACKLOG STATE                           | 5,000             | 2,500             | 7,500             | -                 | -              | 7,500             |
| 90556 COLLECT RSME STATE                                  | 2,115             | 11,500            | 13,615            | 13,026            | -              | 589               |
| 90558 SEX OFFENDER REGISTRY COTS                          | -                 | 171,359           | 171,359           | 171,359           | -              | -                 |
| 90567 FORENSIC SEARCHING COMPUTERS                        | -                 | 40,000            | 40,000            | 40,000            | -              | -                 |
| 90577 DPS FORENSIC LAB EQUIP - STATE                      | -                 | 26,547            | 26,547            | -                 | -              | 26,547            |
| <b>AGENCY TOTAL</b>                                       | <b>26,839,865</b> | <b>35,698,827</b> | <b>62,538,692</b> | <b>37,505,456</b> | -              | <b>25,033,236</b> |
| <b>POLICE OFFICER STANDARDS AND TRAINING COUNCIL</b>      |                   |                   |                   |                   |                |                   |
| 30086 RECEIPTS FOR SPECIAL PURPOSES                       | 1,610             | -                 | 1,610             | -                 | -              | 1,610             |
| 90147 DRUG ENFORCEMENT TRAINING                           | 2                 | 5,695             | 5,697             | 5,695             | -              | 2                 |
| <b>AGENCY TOTAL</b>                                       | <b>1,612</b>      | <b>5,695</b>      | <b>7,307</b>      | <b>5,695</b>      | -              | <b>1,612</b>      |
| <b>DEPARTMENT OF MOTOR VEHICLE</b>                        |                   |                   |                   |                   |                |                   |
| 34908 SAFE BOATING FUND                                   | -                 | 361,501           | 361,501           | 361,501           | -              | -                 |
| <b>AGENCY TOTAL</b>                                       | -                 | <b>361,501</b>    | <b>361,501</b>    | <b>361,501</b>    | -              | -                 |
| <b>MILITARY DEPARTMENT</b>                                |                   |                   |                   |                   |                |                   |
| 30202 DISTANCE LEARNING NETWORK                           | 16,239            | -                 | 16,239            | 2,849             | -              | 13,390            |
| 35112 EQUITABLE SHARING PROGRAM - ASSET FORFEITURE        | 65,276            | 16,824            | 82,100            | 38,985            | -              | 43,115            |
| 35344 MILITARY FAMILY RELIEF FUND                         | 651,714           | 77,644            | 729,358           | 27,927            | -              | 701,431           |
| <b>AGENCY TOTAL</b>                                       | <b>733,229</b>    | <b>94,468</b>     | <b>827,697</b>    | <b>69,761</b>     | -              | <b>757,936</b>    |
| <b>COMMISSION ON FIRE PREVENTION AND CONTROL</b>          |                   |                   |                   |                   |                |                   |
| 35180 FIRE SCHOOL TRAINING AND EDUCATIONAL EXTENSION      | 535,113           | 1,245,164         | 1,780,277         | 1,204,875         | -              | 575,402           |

**SCHEDULE C-7**

|  | CONTINUED        |                  | TOTAL            | EXPENDITURES     | APPROPRIATIONS |                  |
|--|------------------|------------------|------------------|------------------|----------------|------------------|
|  | AND INITIAL      | ADJUSTMENTS      |                  |                  | LAPSED         | CONTINUED        |
|  | APPROPRIATIONS   |                  | APPROPRIATIONS   |                  |                |                  |
| 35192 FIRE SCHOOL AUXILIARY SERVICES                         | 127,904          | 483,170          | 611,074          | 410,341          | -              | 200,733          |
| <b>AGENCY TOTAL</b>  | <b>663,017</b>   | <b>1,728,334</b> | <b>2,391,351</b> | <b>1,615,216</b> | -              | <b>776,135</b>   |
| <b>DEPARTMENT OF BANKING</b>                                 |                  |                  |                  |                  |                |                  |
| 35181 INVESTOR EDUCATION FUND                                | 24,161           | 10,000           | 34,161           | 2,086            | -              | 32,075           |
| 35251 SEMINARS, CONFERENCES, SYMPOSIUMS                      | 398              | -                | 398              | -                | -              | 398              |
| <b>AGENCY TOTAL</b>  | <b>24,559</b>    | <b>10,000</b>    | <b>34,559</b>    | <b>2,086</b>     | -              | <b>32,473</b>    |
| <b>DEPARTMENT OF INSURANCE</b>                               |                  |                  |                  |                  |                |                  |
| 30021 INSURANCE DEPARTMENT EDUCATION                         | 222,535          | -                | 222,535          | -                | -              | 222,535          |
| 35103 UTILIZATION REVIEW FEES                                | 1,047,297        | 331,426          | 1,378,723        | 362,488          | -              | 1,016,235        |
| 35294 PREFERRED PROVIDER NETWORK                             | 101,000          | 77,999           | 178,999          | 33,638           | -              | 145,361          |
| <b>AGENCY TOTAL</b>  | <b>1,370,832</b> | <b>409,425</b>   | <b>1,780,257</b> | <b>396,126</b>   | -              | <b>1,384,131</b> |
| <b>DEPARTMENT OF PUBLIC UTILITY CONTROL</b>                  |                  |                  |                  |                  |                |                  |
| 35363 PUBLIC/EDUC/GOVERNMENT PROGRAMMING                     | 2,431,875        | 1,173,906        | 3,605,781        | 708,963          | -              | 2,896,818        |
| 35411 NUCLEAR SAFETY EMERGENCY                               | -                | 2,860,603        | 2,860,603        | 2,860,603        | -              | -                |
| <b>AGENCY TOTAL</b>  | <b>2,431,875</b> | <b>4,034,509</b> | <b>6,466,384</b> | <b>3,569,566</b> | -              | <b>2,896,818</b> |
| <b>OFFICE OF MANAGED CARE OMBUDSMAN</b>                      |                  |                  |                  |                  |                |                  |
| 30404 HEALTHCARE EDUCATION TOOLBOX                           | 924              | 13,850           | 14,774           | 11,850           | -              | 2,924            |
| <b>AGENCY TOTAL</b>  | <b>924</b>       | <b>13,850</b>    | <b>14,774</b>    | <b>11,850</b>    | -              | <b>2,924</b>     |
| <b>DEPARTMENT OF CONSUMER PROTECTION</b>                     |                  |                  |                  |                  |                |                  |
| 30035 BEDDING AND FILLING MATERIAL                           | 2,945            | 13,250           | 16,195           | 1,069            | -              | 15,126           |
| 30064 PUBLIC CHARITIES SETTLEMENTS                           | 9,025            | 9,375            | 18,400           | 10,843           | -              | 7,557            |
| 30077 NEW AUTOMOBILE WARRANTIES                              | 967,774          | 377,015          | 1,344,789        | 504,931          | -              | 839,858          |
| 30248 CONSUMER PROTECTION SETTLEMENT                         | 773,254          | 197,380          | 970,634          | 230,151          | -              | 740,483          |
| 30440 PRESCRIPTION MONITORING PROGRAM                        | 412,691          | -                | 412,691          | -                | -              | 412,691          |
| 30503 NASCSA PDM PROGRAM ENHANCEMENTS                        | -                | 13,600           | 13,600           | 1,825            | -              | 11,775           |
| 35113 INDIAN GAMING - MASHANTUCKET                           | -                | 694,034          | 694,034          | 694,034          | -              | -                |
| 35114 INDIAN GAMING - MOHEGAN                                | -                | 735,334          | 735,334          | 735,334          | -              | -                |
| 35125 CONSUMER PROTECTION ENFORCEMENT                        | 1,265,025        | 458,020          | 1,723,045        | 533,725          | -              | 1,189,320        |
| 35143 HOME IMPROVEMENT ENFORCEMENT                           | 279,538          | 721,500          | 1,001,038        | 623,319          | -              | 377,719          |
| 90142 ELECTRONIC COMMERCE PROJECT                            | 6,014            | -                | 6,014            | -                | -              | 6,014            |
| 90160 VAPOR RECOVERY PROGRAM - STAGE 2                       | 122,705          | 488,065          | 610,770          | 371,183          | -              | 239,587          |
| <b>AGENCY TOTAL</b>  | <b>3,838,971</b> | <b>3,707,573</b> | <b>7,546,544</b> | <b>3,706,414</b> | -              | <b>3,840,130</b> |
| <b>DEPARTMENT OF LABOR</b>                                   |                  |                  |                  |                  |                |                  |
| 30004 UNEMPLOYMENT LOAN INTEREST ASSESSMENT                  | 3,979            | (1,174)          | 2,805            | -                | -              | 2,805            |
| 35126 WAGE & WORKPLACE STANDARDS - CIVIL PENALTY FUND        | 412,285          | 644,488          | 1,056,773        | 680,708          | -              | 376,065          |
| 35267 APPRENTICESHIP REGISTRATION                            | 354,956          | 332,700          | 687,656          | 499,641          | -              | 188,015          |
| <b>AGENCY TOTAL</b>  | <b>771,220</b>   | <b>976,014</b>   | <b>1,747,234</b> | <b>1,180,349</b> | -              | <b>566,885</b>   |
| <b>OFFICE OF VICTIM ADVOCATE</b>                             |                  |                  |                  |                  |                |                  |
| 30442 PRIVATE DONATIONS                                      | 2,000            | 170              | 2,170            | -                | -              | 2,170            |
| <b>AGENCY TOTAL</b>  | <b>2,000</b>     | <b>170</b>       | <b>2,170</b>     | -                | -              | <b>2,170</b>     |
| <b>PROTECTION AND ADVOCACY FOR PERSONS WITH DISABILITIES</b> |                  |                  |                  |                  |                |                  |
| 30036 DISPUTE RESOLUTION PROJECT                             | 527              | -                | 527              | -                | -              | 527              |
| 30049 KOLODNEY BEQUEATH FUNDS                                | 3,892            | -                | 3,892            | -                | -              | 3,892            |
| <b>AGENCY TOTAL</b>  | <b>4,419</b>     | -                | <b>4,419</b>     | -                | -              | <b>4,419</b>     |
| <b>OFFICE OF THE CHILD ADVOCATE</b>                          |                  |                  |                  |                  |                |                  |
| 30005 CHILD ADVOCATE DONATIONS ANCILLARY FUND                | 900              | -                | 900              | -                | -              | 900              |
| 30408 CHILD ADVOCACY DONATIONS                               | 385              | -                | 385              | 167              | -              | 218              |
| 30417 TEEN DATING VIOLENCE PREVENTION                        | 868              | -                | 868              | 868              | -              | -                |
| <b>AGENCY TOTAL</b>  | <b>2,153</b>     | -                | <b>2,153</b>     | <b>1,035</b>     | -              | <b>1,118</b>     |
| <b>WORKER'S COMPENSATION COMMISSION</b>                      |                  |                  |                  |                  |                |                  |
| 90120 OCCUPATIONAL DISEASE SURVEILLANCE PROGRAM              | -                | 97,532           | 97,532           | 97,532           | -              | -                |
| <b>AGENCY TOTAL</b>  | -                | <b>97,532</b>    | <b>97,532</b>    | <b>97,532</b>    | -              | -                |
| <b>DEPARTMENT OF AGRICULTURE</b>                             |                  |                  |                  |                  |                |                  |
| 30108 MAINTENANCE REPAIR AND IMPROVEMENT                     | 173,953          | 27,770           | 201,723          | -                | -              | 201,723          |
| 30399 DISEASE RESISTANCE IN OYSTERS                          | 4,266            | -                | 4,266            | 4,266            | -              | -                |
| 35127 ANIMAL POPULATION CONTROL ACCOUNT                      | 923,501          | 238,000          | 1,161,501        | 491,434          | -              | 670,067          |
| 35144 CONNECTICUT CREATIVE STORE                             | 1,000            | -                | 1,000            | -                | -              | 1,000            |
| 35155 CONNECTICUT SEAFOOD ADVISORY COUNCIL                   | 509              | 500              | 1,009            | 425              | -              | 584              |
| 35310 EXPAND & GROW AG ACCOUNT                               | 161,998          | 87,490           | 249,488          | 31,786           | -              | 217,702          |
| 35311 ANIMAL ABUSE COST RECOVERY                             | 3,376            | 31,393           | 34,769           | 30,324           | -              | 4,445            |
| 35316 CT FARM ROAD MAP & WEBSITE                             | 20,295           | -                | 20,295           | -                | -              | 20,295           |
| 35328 COMMUNITY INVESTMENT ACCOUNT                           | -                | 125,000          | 125,000          | -                | -              | 125,000          |
| 90121 WATER QUALITY TESTING - LABORATORY                     | 50,411           | -                | 50,411           | 19,634           | -              | 30,777           |
| 90456 AGRICULTURAL VIABILITY                                 | 794,580          | 539,487          | 1,334,067        | 526,838          | -              | 807,229          |
| 90457 FARM TRANSITION PROGRAM                                | 457,925          | 539,486          | 997,411          | 391,021          | -              | 606,390          |
| 90458 CONNECTICUT GROWN FOOD                                 | 81,523           | 107,893          | 189,416          | 23,257           | -              | 166,159          |
| 90459 FARM LINK PROGRAM                                      | 238,345          | (19,073)         | 219,272          | 22,154           | -              | 197,118          |
| 90460 FARMLAND PRESERVATION                                  | 9,285,925        | (1,070,780)      | 8,215,145        | 2,258,910        | -              | 5,956,235        |
| 90559 AG SUSTAINABILITY ACCOUNT-DAIR                         | -                | 6,112,058        | 6,112,058        | 4,035,305        | -              | 2,076,753        |
| 90560 URBAN OAKS ORGANIC FARM PA0922                         | -                | 53,951           | 53,951           | 48,250           | -              | 5,701            |
| 90561 SEAFOOD ADVISORY COUNCIL PA 09                         | -                | 51,250           | 51,250           | 5,226            | -              | 46,024           |
| 90562 CONN. FARM WINE DEVELOPMENT. PA09229                   | -                | 51,250           | 51,250           | 32,070           | -              | 19,180           |

**SCHEDULE C-7**

|                                      | CONTINUED         |                  | TOTAL             | EXPENDITURES     | APPROPRIATIONS |                   |
|--------------------------------------|-------------------|------------------|-------------------|------------------|----------------|-------------------|
|                                      | AND INITIAL       | ADJUSTMENTS      |                   |                  | LAPSED         | CONTINUED         |
|                                      | APPROPRIATIONS    |                  | APPROPRIATIONS    |                  |                |                   |
| 90563 CONN. FOOD POLICY COUNCIL PA09 | -                 | 26,976           | 26,976            | 3,000            | -              | 23,976            |
| <b>AGENCY TOTAL</b>                  | <b>12,197,607</b> | <b>6,902,651</b> | <b>19,100,258</b> | <b>7,923,900</b> | -              | <b>11,176,358</b> |

**DEPARTMENT OF ENVIRONMENTAL PROTECTION**

|  |                   |                   |                   |                   |   |                   |
|--|-------------------|-------------------|-------------------|-------------------|---|-------------------|
| 30007 MISCELLANEOUS GRANTS                             | 17,793            | -                 | 17,793            | 10,577            | - | 7,216             |
| 30022 CONFERENCES & SEMINARS                           | 172,631           | 6,119             | 178,750           | 24,448            | - | 154,302           |
| 30024 DONATIONS TALCOTT PARK                           | 8,000             | -                 | 8,000             | -                 | - | 8,000             |
| 30037 SHAD STUDY - CONNECTICUT RIVER                   | 79,061            | -                 | 79,061            | 22,263            | - | 56,798            |
| 30109 NUCLEAR SAFETY PROGRAM                           | 367,577           | 890,379           | 1,257,956         | 620,090           | - | 637,866           |
| 30115 RECREATION & NATURAL HERITAGE PROGRAM            | 319,295           | 2,750             | 322,045           | 6,556             | - | 315,489           |
| 30133 TOPSMEAD OPERATIONS                              | 2,062             | 57,050            | 59,112            | 47,492            | - | 11,621            |
| 30147 JOINT ENFORCEMENT AGREEMENT                      | 320,101           | 260,000           | 580,101           | 337,938           | - | 242,163           |
| 30165 RESTORE GILLETTE CASTLE PAINTINGS                | 3,500             | -                 | 3,500             | -                 | - | 3,500             |
| 30177 KELLOGG CONSERVATION PROGRAM                     | 61,365            | 300,000           | 361,365           | 298,957           | - | 62,408            |
| 30203 OSBORNE CENTER DONATIONS                         | 84,039            | 16,804            | 100,843           | 1,928             | - | 98,915            |
| 30213 NATURAL DIVERSITY BASE INVENTORIES               | 16,222            | -                 | 16,222            | 3,750             | - | 12,472            |
| 30221 ENVIRONMENTAL EDUCATION ACTIVITIES               | 20,768            | 5,605             | 26,373            | 3,413             | - | 22,961            |
| 30227 WHITE SANCTUARY PROGRAM                          | 8,506             | 57,570            | 66,076            | 58,149            | - | 7,927             |
| 30249 ENVIRONMENTAL HEALTH ASSESSMENT                  | 53,756            | 24,999            | 78,755            | 44,674            | - | 34,081            |
| 30255 HARKNESS MEMORIAL STATE PARK                     | 23,379            | 25,565            | 48,944            | 13,923            | - | 35,021            |
| 30267 DEER PROGRAM                                     | 2                 | 73                | 75                | -                 | - | 75                |
| 30271 NON HARVESTED WILDLIFE                           | 11,250            | 23                | 11,273            | 433               | - | 10,840            |
| 30276 LARKIN BRIDLE TRAIL                              | 19,178            | -                 | 19,178            | 19,109            | - | 69                |
| 30283 MONITORING OF EMISSIONS                          | 724,819           | 24,396            | 749,215           | (40,321)          | - | 789,537           |
| 30304 PHARMACEUTICAL CO-EDUCATION GRANTS               | 100               | -                 | 100               | -                 | - | 100               |
| 30312 CONTRIBUTION OR DONATION - COMMISSIONERS OFFICE  | 66,085            | 213,505           | 279,590           | 211,905           | - | 67,685            |
| 30314 CONTRIBUTION/DONATION FINANCIAL SUPPORT          | 244,264           | 12,486            | 256,750           | 6,409             | - | 250,342           |
| 30319 CONTRIBUTION/DONATION BUR NATIONAL REST AREA     | 161,747           | 63,458            | 225,205           | 95,668            | - | 129,537           |
| 30320 CONTRIBUTION/DONATION OUTDOOR RECREATION         | 394,648           | 526,232           | 920,880           | 438,755           | - | 482,124           |
| 30323 CONTRIBUTION/DONATION WATER MANAGEMENT           | 359,513           | -                 | 359,513           | 131,819           | - | 227,694           |
| 30324 CONTRIBUTION/DONATION WASTE MANAGEMENT           | 14,947            | -                 | 14,947            | (24)              | - | 14,971            |
| 30331 BELDING WILDLIFE MANAGEMENT AREA                 | 127,348           | -                 | 127,348           | 88,778            | - | 38,571            |
| 30383 BIOMEDICAL RESEARCH PROJECTS                     | 2,138             | -                 | 2,138             | -                 | - | 2,138             |
| 30414 BIRD MITIGATION SURVEY PROJECT                   | (409)             | -                 | (409)             | (409)             | - | -                 |
| 30426 REMEDIATION CLEAN-UP ACCOUNT                     | 2,536,662         | -                 | 2,536,662         | 43,611            | - | 2,493,051         |
| 30443 WETLANDS CONSERVATION MANAGEMENT                 | 984,490           | 118,312           | 1,102,802         | 142,822           | - | 959,980           |
| 34907 DEP BOATING TEMP RECEIVABLE                      | -                 | 3,984,336         | 3,984,336         | 1,992,168         | - | 1,992,168         |
| 35128 ENVIRONMENTAL CONSERVATION EDUCATION PROGRAM     | 41,306            | 44,851            | 86,157            | 45,089            | - | 41,069            |
| 35145 WETLANDS RESTORATION, PROJECTION                 | 2,758             | -                 | 2,758             | 64                | - | 2,693             |
| 35169 ENVIRONMENTAL SETTLEMENTS                        | 13,761,030        | 893,219           | 14,654,249        | 1,756,241         | - | 12,898,008        |
| 35193 FOREST FIRE FIGHTING EQUIPMENT                   | 3,562             | -                 | 3,562             | (604)             | - | 4,166             |
| 35197 GEOLOGICAL/NATURAL HISTORY PUBLICATIONS          | 64,789            | 94,608            | 159,397           | 115,187           | - | 44,210            |
| 35202 RECREATION AND NATURAL HERITAGE STEWARDSHIP      | 342,186           | 8                 | 342,194           | 50,817            | - | 291,377           |
| 35209 CLEAN AIR ACT                                    | 2,117,036         | (1,748,338)       | 368,698           | 368,698           | - | -                 |
| 35211 LONG ISLAND SOUND DONATIONS                      | 35,950            | 6,552             | 42,502            | -                 | - | 42,502            |
| 35212 ENDANGERED SPECIES/NATURAL AREA PRESERVATION     | 250,450           | 48,573            | 299,023           | 60,471            | - | 238,552           |
| 35213 STATIONARY AIR EMISSIONS MONITORING              | 15,605,808        | 2,642,342         | 18,248,150        | 4,101,465         | - | 14,146,685        |
| 35214 CONSERVATION TRUSTS                              | 1,199             | 3,499             | 4,698             | -                 | - | 4,698             |
| 35328 LAND PROT/AFFORD HOUSING/HISTORICAL PRESERVATION | 10,932,472        | 3,133,750         | 14,066,222        | 1,647,105         | - | 12,419,117        |
| 35401 LONG ISLAND SOUND PLATES                         | -                 | 702,335           | 702,335           | 22,331            | - | 680,004           |
| 35402 REGIONAL GREENHOUSE GAS                          | -                 | 18,869,751        | 18,869,751        | 11,709,367        | - | 7,160,384         |
| 35403 BOATING ACCOUNT                                  | -                 | 4,139,397         | 4,139,397         | 1,706,917         | - | 2,432,480         |
| 35420 MIG. BIRD CONSERVATION ACCT                      | -                 | 3,848             | 3,848             | -                 | - | 3,848             |
| 35421 BURR POND MU-MRI                                 | -                 | 1,980             | 1,980             | -                 | - | 1,980             |
| 35422 CHATFIELD MU-MRI                                 | -                 | 1,100             | 1,100             | -                 | - | 1,100             |
| 35424 FORT TRUMBULL MU-MRI                             | -                 | 770               | 770               | -                 | - | 770               |
| 35425 GILLETTE MU-MRI                                  | -                 | 1,385             | 1,385             | -                 | - | 1,385             |
| 35426 MACEDONIA MU-MRI                                 | -                 | 1,320             | 1,320             | -                 | - | 1,320             |
| 35428 MASHAMOQUET MU-MRI                               | -                 | 440               | 440               | -                 | - | 440               |
| 35429 ROCKY NECK MU-MRI                                | -                 | 16,710            | 16,710            | -                 | - | 16,710            |
| 35430 HARKNESS MU-MRI                                  | -                 | 664,775           | 664,775           | -                 | - | 664,775           |
| 35431 TOPSMEAD MU-MRI                                  | -                 | 440               | 440               | -                 | - | 440               |
| 35433 OSBORNDALE MU-MRI                                | -                 | 2,860             | 2,860             | -                 | - | 2,860             |
| 35434 HAMMONASSET MU-MRI                               | -                 | 20,065            | 20,065            | -                 | - | 20,065            |
| 35435 SALMON RIVER MU-MRI                              | -                 | 1,100             | 1,100             | -                 | - | 1,100             |
| 35436 SLEEPING GIANT MU-MRI                            | -                 | 3,960             | 3,960             | -                 | - | 3,960             |
| 35437 PENWOOD MU-MRI                                   | -                 | 1,980             | 1,980             | -                 | - | 1,980             |
| 35439 PEOPLE MU-MRI                                    | -                 | 1,540             | 1,540             | -                 | - | 1,540             |
| 35440 DEP ADMIN. -MRI                                  | -                 | 500,000           | 500,000           | -                 | - | 500,000           |
| 90149 LOW LEVEL RADIOACTIVE WASTE MANAGEMENT           | 19                | -                 | 19                | -                 | - | 19                |
| 90524 REGION PERF INCENTIVE PROG-GIS                   | -                 | -                 | -                 | (2,574)           | - | 2,574             |
| <b>AGENCY TOTAL</b>                                    | <b>50,363,402</b> | <b>36,644,482</b> | <b>87,007,887</b> | <b>26,205,455</b> | - | <b>60,802,433</b> |

**COUNCIL ON ENVIRONMENTAL QUALITY**

|                               |            |   |            |   |   |            |
|-------------------------------|------------|---|------------|---|---|------------|
| 30006 MISCELLANEOUS DONATIONS | 832        | - | 832        | - | - | 832        |
| <b>AGENCY TOTAL</b>           | <b>832</b> | - | <b>832</b> | - | - | <b>832</b> |

**COMMISSION ON ARTS, TOURISM, CULTURE, HISTORY, AND FILM**

|  |         |       |         |   |   |         |
|--|---------|-------|---------|---|---|---------|
| 30007 MISCELLANEOUS GRANTS             | 199,484 | 2,920 | 202,404 | - | - | 202,404 |
| 30022 CONFERENCES & SEMINARS           | 14      | -     | 14      | - | - | 14      |
| 30025 NATIONAL REGISTER INVENTORY FUND | 800     | -     | 800     | - | - | 800     |
| 30051 PLAQUE SALES                     | 12,283  | 1,554 | 13,837  | - | - | 13,837  |
| 30078 SCULPTURE SURVEY                 | 920     | -     | 920     | - | - | 920     |

**SCHEDULE C-7**

|  | CONTINUED         |                  | TOTAL             | EXPENDITURES     | APPROPRIATIONS |                   |
|--|-------------------|------------------|-------------------|------------------|----------------|-------------------|
|  | AND INITIAL       | ADJUSTMENTS      |                   |                  | LAPSED         | CONTINUED         |
|  | APPROPRIATIONS    |                  | APPROPRIATIONS    |                  |                |                   |
| 30087 ROCHAMBEAU PROJECT                   | 2,651             | 23               | 2,674             | -                | -              | 2,674             |
| 30110 QUINEBAUG-SHETUCKET HERITAG GR       | 1,149             | -                | 1,149             | -                | -              | 1,149             |
| 30134 FREEDOM TRAIL                        | 2,607             | -                | 2,607             | -                | -              | 2,607             |
| 30151 HISTORICAL RESOURCE INVENTORY        | 250               | -                | 250               | -                | -              | 250               |
| 30207 TOURISM COUNCIL'S SCHOLARSHIP        | 53,510            | 232              | 53,742            | -                | -              | 53,742            |
| 30281 DONATIONS - OTHER                    | 209               | 40,000           | 40,209            | 25,206           | -              | 15,004            |
| 35129 MUSEUM ENHANCEMENT FUND              | 140,451           | 57,364           | 197,815           | 90,942           | -              | 106,872           |
| 35165 PUBLICIZE FREEDOM TRAIL              | 10,000            | -                | 10,000            | -                | -              | 10,000            |
| 35185 LILA WALLACE READER DIGEST           | 81,130            | -                | 81,130            | 35,189           | -              | 45,942            |
| 35219 CRT OPERATIONS IMPROVEMENT PROJECT-3 | 283               | -                | 283               | -                | -              | 283               |
| 35272 CATCH                                | 56                | -                | 56                | -                | -              | 56                |
| 35328 COMMUNITY INVESTMENT ACCOUNT         | -                 | 178,110          | 178,110           | -                | -              | 178,110           |
| 35352 HISTORICAL STRUCTURES LAW PA 06-186  | 67,570            | 6,466            | 74,036            | -                | -              | 74,036            |
| 35398 STATE CELEBRATION                    | -                 | 54,802           | 54,802            | 39,551           | -              | 15,251            |
| 90222 ART IN PUBLIC SPACES                 | 236,289           | -                | 236,289           | 12,731           | -              | 223,558           |
| 90226 CT COLLECTION                        | 194,759           | -                | 194,759           | -                | -              | 194,759           |
| 90454 CT TRUST FOR HISTORIC PRESERVATION   | 350,000           | 200,000          | 550,000           | 450,957          | -              | 99,043            |
| 90455 HISTORIC PRESERVATION ACTIVITIES     | 12,732,098        | 3,058,749        | 15,790,847        | 2,191,144        | -              | 13,599,703        |
| <b>AGENCY TOTAL</b>                        | <b>14,086,513</b> | <b>3,600,220</b> | <b>17,686,734</b> | <b>2,845,720</b> | -              | <b>14,841,014</b> |

**DEPARTMENT OF ECONOMIC AND COMMUNITY DEVELOPMENT**

|  |                  |                |                  |                |   |                  |
|--|------------------|----------------|------------------|----------------|---|------------------|
| 30026 EASTERN STATES EXPOSITION                      | 64,974           | 52,800         | 117,774          | 20,475         | - | 97,300           |
| 30098 NAUGATUCK VALLEY LOANS                         | 660,579          | 6,300          | 666,879          | 20,709         | - | 646,170          |
| 30336 SOUTHTON INDUSTRIAL PARK STUDY                 | -                | -              | 7,557            | 7,557          | - | -                |
| 30459 NVRLF SEQUESTERED ACCOUNT                      | 747,578          | 23,946         | 771,524          | 17,324         | - | 754,200          |
| 30504 TECH SUPPORT FOR TCAP                          | -                | 34,000         | 34,000           | 21,287         | - | 12,713           |
| 35130 DRY CLEANING ESTABLISHMENT REMEDIATION         | 1,435,259        | 672,524        | 2,107,783        | 908,239        | - | 1,199,545        |
| 35170 MRD ESCROW                                     | 46,180           | (46,180)       | -                | -              | - | -                |
| 35173 MRS ESCROW                                     | 9,061            | (9,061)        | -                | -              | - | -                |
| 35175 DRY CLEANING ESTABLISHMENT REMEDIATION - ADMIN | 121,600          | -              | 121,600          | (81,374)       | - | 202,974          |
| 35325 CT ECONOMIC IMPACT AND ANALYSIS ACCOUNT        | 35,928           | 28,000         | 63,928           | 56,400         | - | 7,528            |
| 35409 BROWNFIELD REMEDIATION/DEV ACCT                | -                | 110            | 110              | -              | - | 110              |
| 90144 NAUGATUCK VALLEY ADMINISTRATION                | 75,012           | -              | 75,012           | (23,068)       | - | 98,080           |
| 90192 HAZARDOUS WASTE SITE CLEAN UP                  | 196,152          | -              | 196,152          | -              | - | 196,152          |
| 90512 ECONOMIC RESEARCH & MODELING ASST              | 4,956            | 35,000         | 39,956           | 28,305         | - | 11,651           |
| <b>AGENCY TOTAL</b>                                  | <b>3,404,836</b> | <b>797,439</b> | <b>4,202,275</b> | <b>975,853</b> | - | <b>3,226,423</b> |

**CONNECTICUT DEVELOPMENT AUTHORITY**

|                             |                |                  |                  |                  |   |                |
|-----------------------------|----------------|------------------|------------------|------------------|---|----------------|
| 30009 INDUSTRIAL ASSISTANCE | 595,234        | 3,654,800        | 4,250,034        | 3,751,588        | - | 498,446        |
| <b>AGENCY TOTAL</b>         | <b>595,234</b> | <b>3,654,800</b> | <b>4,250,034</b> | <b>3,751,588</b> | - | <b>498,446</b> |

**CONNECTICUT AGRICULTURAL EXPERIMENT STATION**

|   |                  |                |                  |                |   |                  |
|---|------------------|----------------|------------------|----------------|---|------------------|
| 30052 LYME DISEASE RESEARCH             | 4,430            | -              | 4,430            | 945            | - | 3,485            |
| 30099 RESEARCH IN PLANT SCIENCE         | 504,580          | 179,080        | 683,660          | 154,200        | - | 529,460          |
| 30116 ADMINISTRATION OF GRANTS          | 101,441          | 542            | 101,983          | (237,846)      | - | 339,829          |
| 30381 L2 WEST NILE RESEARCH             | 86,558           | -              | 86,558           | 24,005         | - | 62,553           |
| 30388 WEST NILE VIRUS RESEARCH          | 406,681          | 92,314         | 498,995          | 58,105         | - | 440,890          |
| 30421 GENOMIC TOOL DEV FOR THE FAGAC    | 7,947            | 14,197         | 22,144           | 11,090         | - | 11,054           |
| 30424 NATIONAL PLANT DIAGNOSTIC NETWORK | 14,366           | 18,999         | 33,365           | 15,515         | - | 17,850           |
| 30441 TRAINING AG SERVICE PROVIDERS     | 23,186           | -              | 23,186           | 5,781          | - | 17,405           |
| 30449 IR-4 MINOR CROP PEST MANAGEMENT   | 10,838           | 5,000          | 15,838           | 3,120          | - | 12,718           |
| 30469 TICK CONTROL TORCH BARBERRY       | 10,351           | 11,500         | 21,851           | 14,046         | - | 7,805            |
| 30470 SEA GRANT PROGRAM                 | 78,539           | -              | 78,539           | 37,781         | - | 40,758           |
| 30475 HEALTH OF MANAGED BEES            | 27,118           | 39,315         | 66,433           | 9,770          | - | 56,664           |
| 30478 CONTROL OF JAPANESE STILTGRASS    | 22,373           | -              | 22,373           | 11,690         | - | 10,683           |
| 30481 IRRADIATION FOR SAFE FRUIT & VEG  | 17,000           | -              | 17,000           | -              | - | 17,000           |
| 30488 SYNTHETIC TURF                    | 82,867           | -              | 82,867           | 64,834         | - | 18,033           |
| 90499 ENERGY CONSERVATION               | 1,180            | -              | 1,180            | 1,180          | - | -                |
| 90501 SUDDEN WETLAND DIEBACK            | 5,190            | -              | 5,190            | 126            | - | 5,064            |
| 90532 INVASIVE PLANT INSPECTIONS        | 42,361           | -              | 42,361           | 22,317         | - | 20,043           |
| 90551 AG VIABILITY GRANT                | 12,179           | -              | 12,179           | 803            | - | 11,376           |
| <b>AGENCY TOTAL</b>                     | <b>1,459,185</b> | <b>360,947</b> | <b>1,820,132</b> | <b>197,462</b> | - | <b>1,622,670</b> |

**DEPARTMENT OF PUBLIC HEALTH**

|   |           |          |           |          |   |           |
|---|-----------|----------|-----------|----------|---|-----------|
| 30038 INFANT NUTRITION INITIATIVE                     | 4         | -        | 4         | -        | - | 4         |
| 30088 MULTICULTURAL SUMMIT                            | 169       | -        | 169       | 169      | - | -         |
| 30100 SMOKING CESSATION 2                             | -         | -        | 0         | -        | - | -         |
| 30111 NUCLEAR EMERGENCY PREPAREDNESS FOUNDATION       | (484)     | -        | (484)     | (2,549)  | - | 2,065     |
| 30216 EMERGENCY MEDICAL TECHNICIAN PROGRAM            | 13,720    | (13,720) | -         | -        | - | -         |
| 30309 PREVENTION RESEARCH COLLABORATION               | 7,469     | 53,891   | 61,360    | 60,412   | - | 948       |
| 30310 ANNUAL EMERGING INFECTIONS MEETING              | 3,181     | 4,288    | 7,469     | -        | - | 7,469     |
| 30330 AETNA FOUNDATION - COMMUNITY DIABETES EDUCATION | -         | 3,181    | 3,181     | 1,200    | - | 1,981     |
| 30348 DENTAL LOAN REPAYMENT PROGRAM                   | 750       | -        | 750       | (31,500) | - | 32,250    |
| 30366 CARE GIVER CONFERENCE                           | 1,782     | -        | 1,782     | (16,224) | - | 18,006    |
| 30403 CANCER VICTIMS SETTLEMENT                       | 56,290    | -        | 56,290    | 50,518   | - | 5,772     |
| 30410 ELIMINATING HEALTH DISPARITIES                  | 69,732    | -        | 69,732    | -        | - | 69,732    |
| 30411 EVERY SMILE COUNTS PROJECT                      | 37,162    | -        | 37,162    | -        | - | 37,162    |
| 30415 VISION IMPAIRMENT AND ACCESS                    | 10,000    | -        | 10,000    | -        | - | 10,000    |
| 30416 CT CANCER PARTNERSHIP                           | 4,966,649 | -        | 4,966,649 | 910,573  | - | 4,056,076 |
| 30423 CONTRACT FOR HEALTHY STATE GRANT                | 30,182    | -        | 30,182    | -        | - | 30,182    |
| 30445 HEALTHY HEART PROGRAM                           | 122,512   | -        | 122,512   | 7,242    | - | 115,270   |
| 30458 CARDINAL HEALTH REFUND FUNDS                    | 7,579     | -        | 7,579     | -        | - | 7,579     |
| 30471 HEALTHY AGING OPPORTUNITY GRANT                 | 13,714    | -        | 13,714    | 13,471   | - | 243       |
| 30472 CSTE INFLUENZA SUPER SENTINEL                   | 29,498    | -        | 29,498    | 29,498   | - | -         |

**SCHEDULE C-7**

|   | CONTINUED         |                   | TOTAL             | EXPENDITURES      | APPROPRIATIONS |                   |
|---|-------------------|-------------------|-------------------|-------------------|----------------|-------------------|
|   | AND INITIAL       | ADJUSTMENTS       |                   |                   | LAPSED         | CONTINUED         |
|   | APPROPRIATIONS    |                   | APPROPRIATIONS    |                   |                |                   |
| 30474 HERITABLE DISORDERS                         | 2,259             | 38,107            | 40,366            | 5,940             | -              | 34,426            |
| 30499 OPEN WIDE FOR OLDER ADULTS GRANT            | -                 | 3,000             | 3,000             | -                 | -              | 3,000             |
| 30502 PREPARING YOUTH FOR CAREERS                 | -                 | 5,000             | 5,000             | 3,334             | -              | 1,666             |
| 35131 RAPE CRISIS SERVICES                        | 51,212            | 197,758           | 248,970           | 150,001           | -              | 98,969            |
| 35147 BREAST CANCER - INCOME TAX CONTRIBUTION     | 333,841           | 65,155            | 398,996           | 193,378           | -              | 205,618           |
| 35177 BREAST & CERVICAL CANCER TREATMENT          | -                 | 4,874             | 4,874             | -                 | -              | 4,874             |
| 35226 AIDS RESEARCH EDUCATION FUND                | 226,870           | 31,031            | 257,901           | -                 | -              | 257,901           |
| 35231 ADULT BLOOD LEAD EPIDEMIOLOGY/ SURVEILLANCE | 37,897            | 25,486            | 63,383            | 31,482            | -              | 31,901            |
| 35249 EARLY CHILDHOOD ORAL HEALTH TRAINING        | 3,268             | 800,000           | 803,268           | 796,001           | -              | 7,266             |
| 35305 MEDCO SETTLEMENT                            | 9,391             | -                 | 9,391             | -                 | -              | 9,391             |
| 35307 SEXUAL ASSAULT VICTIMS ACCOUNT              | 8,986             | 5,134             | 14,120            | 2,493             | -              | 11,627            |
| 35324 STEM CELL RESEARCH                          | 22,718,819        | 10,000,000        | 32,718,819        | 10,971,156        | -              | 21,747,663        |
| 35368 BACKGROUND CHECK REFUNDS                    | 15,331            | 134,716           | 150,047           | 134,764           | -              | 15,283            |
| 35386 COMPREHENSIVE CANCER PUBLIC AC              | 2,933,404         | 5,120,186         | 8,053,590         | 2,221,217         | -              | 5,832,373         |
| 90175 COMPUTER TRAINING FOR P1 UNION MEMBERS      | 1,652             | -                 | 1,652             | -                 | -              | 1,652             |
| 90221 DAY CARE LICENSING                          | -                 | (2,498)           | (2,498)           | -                 | -              | (2,498)           |
| 90295 ENHANCED 911 TELECOMMUNICATIONS FUND        | 176,132           | 250,001           | 426,133           | 158,257           | -              | 267,876           |
| 90299 OCCUPATIONAL HEALTH CLINICS                 | 31,977            | 65,021            | 96,998            | 58,073            | -              | 38,925            |
| 90479 QUALITY OF LIFE ENHANCEMENT FUND            | 494,763           | 78,147            | 572,910           | 54,286            | -              | 518,624           |
| 90521 ORAL HEALTH STUDY FOR THE ELDERLY           | 50,000            | -                 | 50,000            | -                 | -              | 50,000            |
| 90564 THTF-REGIONAL EMS COUNCILS                  | -                 | 541,982           | 541,982           | 540,982           | -              | 1,000             |
| <b>AGENCY TOTAL</b>                               | <b>32,470,585</b> | <b>17,405,866</b> | <b>49,876,450</b> | <b>16,344,174</b> | -              | <b>33,532,276</b> |

**DEPARTMENT OF DEVELOPMENTAL SERVICES**

|   |                |                |                |                |   |                |
|---|----------------|----------------|----------------|----------------|---|----------------|
| 30006 DONATIONS                                   | 240,830        | -              | 240,830        | 240,830        | - | -              |
| 30089 PCMR TEAM CT                                | 377            | -              | 377            | 377            | - | -              |
| 30101 DEVELOPMENTAL DISABILITIES CONFERENCES      | 7,505          | 236            | 7,741          | -              | - | 7,741          |
| 30112 SELF-DETERMINATIONS CONFERENCE              | 2,982          | 4,493          | 7,475          | 5,703          | - | 1,771          |
| 30118 CAMP QUINEBAUG DONATION                     | 40,180         | 43,120         | 83,300         | 40,180         | - | 43,120         |
| 30454 WEST PARENTS' AUXILIARY FUND                | 2,508          | -              | 2,508          | 2,508          | - | -              |
| 35159 FAMILY DEVELOPMENT TRAINING & CREDENTIALING | 3,616          | -              | 3,616          | 3,616          | - | -              |
| 90137 1199 EDUCATION & TRAINING TECHNOLOGY GRANT  | 10,951         | -              | 10,951         | -              | - | 10,951         |
| 90212 SPECIAL TRAINING FOR THE DEAF & BLIND       | 67,200         | 32,460         | 99,660         | 41,775         | - | 57,885         |
| 90537 ENERGY UNIT LOAD MANAGEMENT DD              | 98,427         | 85,501         | 183,928        | 183,928        | - | -              |
| <b>AGENCY TOTAL</b>                               | <b>474,576</b> | <b>165,810</b> | <b>640,385</b> | <b>518,917</b> | - | <b>121,468</b> |

**DEPARTMENT OF MENTAL HEALTH AND ADDICTION SERVICES**

|  |                   |                   |                   |                   |   |                   |
|--|-------------------|-------------------|-------------------|-------------------|---|-------------------|
| 30012 MISCELLANEOUS PRIVATE DONATION                 | 1,363             | -                 | 1,363             | 75                | - | 1,288             |
| 30068 CONTINUING MEDICAL EDUCATION                   | 104               | -                 | 104               | -                 | - | 104               |
| 30090 CHAPLAINCY EDUCATION                           | 3,517             | -                 | 3,517             | -                 | - | 3,517             |
| 30140 DRUG RESEARCH FOR SCHIZOPHRENIA                | 6,765             | -                 | 6,765             | -                 | - | 6,765             |
| 30153 ZIPRAZIDONE & HALOPERIDOL INPATIENT RESEARCH   | 12,380            | -                 | 12,380            | -                 | - | 12,380            |
| 30157 ZIPRAZIDONE OUTPATIENT RESEARCH                | 4,296             | -                 | 4,296             | -                 | - | 4,296             |
| 30179 HAMDEN BASED OUTPATIENT MENTAL HEALTH SERVICES | -                 | 126,000           | 126,000           | 126,000           | - | -                 |
| 30199 ATYPICAL ANTI-PSYCHOTIC MEDICATIONS OUTCOME    | 11,323            | -                 | 11,323            | -                 | - | 11,323            |
| 30262 OLMSTEAD FINANCIAL SUPPORT AWARD               | 20,000            | 20,000            | 40,000            | 20,000            | - | 20,000            |
| 30419 M.H. TREATMENT STUDY WESTAT                    | (49,947)          | 207,791           | 157,844           | 211,580           | - | (53,736)          |
| 30483 JONES TRUST FUNDS                              | 1,823,876         | 439,309           | 2,263,185         | 481,722           | - | 1,781,463         |
| 35148 DRUG ASSETS FORFEITURE REVOLVING ACCOUNT       | 208,039           | 366,652           | 574,691           | 384,399           | - | 190,292           |
| 35160 COMMUNITY MENTAL HEALTH STRATEGIC INVESTMENT   | 30,203            | 1,042             | 31,245            | 31,245            | - | -                 |
| 35166 PRE-TRIAL ACCOUNT                              | 5,245,356         | 3,626,921         | 8,872,277         | 5,129,822         | - | 3,742,455         |
| 35198 COMPULSIVE GAMBLERS PROGRAM                    | 262,011           | 2,079,283         | 2,341,294         | 1,786,094         | - | 555,200           |
| 35319 PROCEEDS FAIRFIELD HILLS SALE                  | -                 | 405,825           | 405,825           | 23,324            | - | 382,501           |
| 90123 QUALITY OF WORK LIFE                           | 37,465            | -                 | 37,465            | -                 | - | 37,465            |
| 90153 FITNESS CENTER                                 | 1,281             | -                 | 1,281             | -                 | - | 1,281             |
| 90170 SDE FUNDING                                    | 770               | 723,910           | 724,680           | 723,823           | - | 857               |
| 90213 HEALTH EDUCATION FOR RECOVERY                  | 766               | -                 | 766               | -                 | - | 766               |
| 90231 SUPPORT PROGRAMS FOR SHARED POPULATIONS        | 6,145,470         | 16,291            | 6,161,761         | 1,512,429         | - | 4,649,332         |
| 90239 TOBACCO SETTLEMENT FUNDS                       | 1,732             | -                 | 1,732             | -                 | - | 1,732             |
| 90245 RESIDENTIAL SUBSTANCE ABUSE TREATMENT SERVICES | 12,850            | 7,887,706         | 7,900,556         | 7,878,731         | - | 21,825            |
| 90393 DOC-NIC SETTLEMENT AGREEMENT                   | 2,165             | -                 | 2,165             | -                 | - | 2,165             |
| 90416 RESID SA TREATMENT SERVICE DOC CLIENTS         | -                 | 1,410,036         | 1,410,036         | 1,410,036         | - | -                 |
| 90425 MH ALTERNATIVE TO INCARCERATION                | 215,203           | 680,001           | 895,204           | 352,719           | - | 542,485           |
| 90504 NEXT STEPS HOUSING                             | 287,750           | 262,000           | 549,750           | 80,167            | - | 469,583           |
| 90511 SERIOUS MENTALLY ILL CHILDREN                  | 75,011            | 934,434           | 1,009,445         | 925,206           | - | 84,239            |
| 90522 DISASTER PREPAREDNESS                          | -                 | 40,000            | 40,000            | 40,000            | - | -                 |
| 90531 DRF-HAVILAND HALL PROJECT                      | 101,686           | -                 | 101,686           | 99,434            | - | 2,252             |
| <b>AGENCY TOTAL</b>                                  | <b>14,867,260</b> | <b>18,821,376</b> | <b>33,688,636</b> | <b>21,216,806</b> | - | <b>12,471,830</b> |

**DEPARTMENT OF SOCIAL SERVICES**

|  |         |           |           |           |   |         |
|--|---------|-----------|-----------|-----------|---|---------|
| 21912 BENEFIT OFFSET PILOT DEMO                      | 307,109 | 10,409    | 317,518   | 179,572   | - | 137,946 |
| 30022 CONFERENCE FEES                                | 10,568  | -         | 10,568    | 10,096    | - | 472     |
| 30091 OUT-STATIONED ELIGIBILITY WORKERS              | 174,580 | 1,201,363 | 1,375,943 | 1,266,092 | - | 109,851 |
| 30103 FATHERHOOD INITIATIVE DONATIONS                | 13,298  | -         | 13,298    | -         | - | 13,298  |
| 30148 DARTMOUTH SUPPORTED EMPLOYMENT                 | 22,191  | -         | 22,191    | -         | - | 22,191  |
| 30211 TRAVELERS GROUP                                | -       | -         | -         | -         | - | -       |
| 30214 CONTINUED ACCESS FOR CONNECTICUT FAMILIES      | 2,723   | -         | 2,723     | -         | - | 2,723   |
| 30217 CHILDREN'S BEHAVIORAL HEALTH REFORM INITIATIVE | 15,000  | -         | 15,000    | -         | - | 15,000  |
| 30228 SUPPORT SYSTEM FOR EARLY CARE PROJECT          | 7,363   | 507,578   | 514,941   | 34,848    | - | 480,093 |
| 30237 FAMILY DEVELOPMENT CREDENTIAL PROGRAM          | -       | 9,363     | 9,363     | 2,844     | - | 6,519   |
| 30253 WESTAT PERFORMANCE OUTCOME MEASURES            | 4       | 3,754     | 3,758     | (50)      | - | 3,808   |
| 30274 MANAGED CARE ORGANIZATION REINVESTMENT         | 507,213 | (507,209) | 4         | -         | - | 4       |
| 30291 DMHAS REHABILITATION EMPLOYMENT PROJECT        | -       | 507,213   | 507,213   | 130,599   | - | 376,614 |

**SCHEDULE C-7**

|  | CONTINUED         |                  | TOTAL             | EXPENDITURES      | APPROPRIATIONS |                  |
|--|-------------------|------------------|-------------------|-------------------|----------------|------------------|
|  | AND INITIAL       | ADJUSTMENTS      |                   |                   | LAPSED         | CONTINUED        |
|  | APPROPRIATIONS    | ADJUSTMENTS      | APPROPRIATIONS    |                   |                |                  |
| 30428 BRS NGA BEST PRACTICES                             | 4,730             | 83,209           | 87,939            | 80,127            | -              | 7,812            |
| 30434 FINANCIAL LITERACY                                 | 782,978           | (778,248)        | 4,730             | -                 | -              | 4,730            |
| 30437 MATHEMATICA POLICY RESEARCH                        | 11,776            | 1,146,202        | 1,157,978         | 392,022           | -              | 765,956          |
| 30446 PARENT LEADERSHIP TRAINING                         | -                 | 13,261           | 13,261            | -                 | -              | 13,261           |
| 30480 SHAKEN BABY PREVENTION                             | -                 | 84               | 84                | -                 | -              | 84               |
| 30482 WALGREEN'S INITIATIVE                              | 33,684            | (25,607)         | 8,077             | 2,778             | -              | 5,299            |
| 35132 SHELTER SERVICES FOR VICTIMS OF HOUSEHOLD ABUSE    | 1,008,081         | (914,502)        | 93,579            | -                 | -              | 93,579           |
| 35167 SAFETY NET SERVICES ACCOUNT                        | 60,525            | 1,141,265        | 1,201,790         | 863,977           | -              | 337,813          |
| 35225 ORGAN TRANSPLANT                                   | 6,701             | 82,182           | 88,883            | -                 | -              | 88,883           |
| 35308 BRAIN INJURY PREVENTION AND SVC ACCOUNT            | 35,724            | (1,318)          | 34,406            | 31,864            | -              | 2,542            |
| 35364 CHARTER OAK HEALTH PLAN                            | -                 | 306,974          | 306,974           | 224,990           | -              | 81,984           |
| 35365 CHOICES  | 12,000            | (213,527)        | (201,527)         | (201,527)         | -              | -                |
| 90163 MISCELLANEOUS PRIVATE FUNDING                      | 4,181             | 8,000            | 12,181            | 12,181            | -              | -                |
| 90248 EMPLOYMENT SERVICES SPECIAL BENEFITS               | -                 | 750,000          | 750,000           | 750,000           | -              | -                |
| 90294 ABI WAIVER   | 20,000            | -                | 20,000            | -                 | -              | 20,000           |
| 90472 DOL EMPLOYMENT SUCCESS                             | -                 | 320,000          | 320,000           | 320,000           | -              | -                |
| 90494 LEAD ABATEMENT                                     | 489,077           | -                | 489,077           | 489,077           | -              | -                |
| 90500 DMHAS - NURSING                                    | 3,433             | 66,609           | 70,042            | 52,983            | -              | 17,059           |
| 90505 DPH - CT QUIT LINE PROGRAM                         | 100,000           | -                | 100,000           | -                 | -              | 100,000          |
| 90519 DOC - FAMILIES IN CRISIS                           | 35,000            | 35,000           | 70,000            | 70,000            | -              | -                |
| 90569 CT HOME CARE PROGRAM DMHAS                         | -                 | 208,333          | 208,333           | 165,810           | -              | 42,523           |
| <b>AGENCY TOTAL</b>                                      | <b>3,667,939</b>  | <b>3,960,388</b> | <b>7,628,327</b>  | <b>4,878,283</b>  | -              | <b>2,750,044</b> |
| <b>DEPARTMENT OF EDUCATION</b>                           |                   |                  |                   |                   |                |                  |
| 30007 MISCELLANEOUS GRANTS                               | 3,173             | 4,916            | 8,089             | 7,985             | -              | 104              |
| 30141 NEW OPPORTUNITIES FOR WATERBURY (NOW) - BVTP - CNA | 21,873            | 57,759           | 79,632            | 56,244            | -              | 23,388           |
| 30256 STATE ACTION FOR EDUCATION LEADERSHIP PROJECT      | 52,543            | 182              | 52,725            | 52,069            | -              | 656              |
| 30287 CONNECTICUT TEACHER OF THE YEAR PROGRAM            | 7,261             | -                | 7,261             | 7,261             | -              | -                |
| 30387 EMILY HALL TREMAINE FOUNDATION                     | 2,324             | -                | 2,324             | 2,324             | -              | -                |
| 30430 SOFTWARE FOR JOB OPPORTUNITIES                     | 109               | 10,000           | 10,109            | 3,132             | -              | 6,977            |
| 30435 2007 YANKEE INGENUITY CHALLENGE                    | 582               | -                | 582               | 582               | -              | -                |
| 30444 CT VANGUARD SCHOOL INITIATIVE                      | 12,725            | -                | 12,725            | 5,789             | -              | 6,936            |
| 30460 BRIDGEPORT V-NOTCH PROJECT                         | -                 | -                | 2,828             | 2,828             | -              | -                |
| 30466 TEACHERS FOR A NEW ERA                             | 250,000           | -                | 250,000           | -                 | -              | 250,000          |
| 30467 VALIDITY ARGUMENTS/ALT. ASSESS                     | 206,631           | 250,378          | 457,009           | 238,582           | -              | 218,427          |
| 30479 SOLAR GROWTH PROGRAM                               | 171               | -                | 171               | 171               | -              | -                |
| 30490 RACE TO THE TOP APPLICATION                        | -                 | 50,000           | 50,000            | 50,000            | -              | -                |
| 30491 LEAD STUDY   | -                 | 30,000           | 30,000            | 30,000            | -              | -                |
| 30495 RACE TO THE TOP - GE                               | -                 | 100,000          | 100,000           | 40,000            | -              | 60,000           |
| 30505 NASBE HIV POLICY                                   | -                 | 16,500           | 16,500            | -                 | -              | 16,500           |
| 35184 TECHNICAL SCHOOL LUNCHES                           | 182,419           | 2,115,801        | 2,298,220         | 1,951,016         | -              | 347,204          |
| 35327 GAMBLING AWARENESS PROGRAM                         | 70                | -                | 70                | 70                | -              | -                |
| 35351 FINANCIAL LITERACY - M. LYNCH                      | 342,141           | 1,259            | 343,400           | 135,000           | -              | 208,400          |
| 35358 FINANCIAL LITERACY - UBS                           | 367,120           | 313,746          | 680,866           | 39,092            | -              | 641,774          |
| 35380 FINANCIAL LITERACY - MDI                           | 200,000           | 101,424          | 301,424           | -                 | -              | 301,424          |
| 90218 INTERDISTRICT COOPERATION INTRA-AGENCY TRANSFER    | 979               | 138,349          | 139,328           | 139,328           | -              | -                |
| 90242 DSS SCHOOL READINESS                               | -                 | 1,158,608        | 1,158,608         | 1,158,608         | -              | -                |
| 90447 SCHOOL CONSTRUCTION PROJECTS                       | 9,377,196         | 1,701,780        | 11,078,976        | 7,595,469         | -              | 3,483,507        |
| 90484 DEVELOP TOMORROW'S PROFESSIONALS                   | -                 | 362,875          | 362,875           | 362,854           | -              | 21               |
| <b>AGENCY TOTAL</b>                                      | <b>11,030,145</b> | <b>6,413,577</b> | <b>17,443,722</b> | <b>11,878,402</b> | -              | <b>5,565,318</b> |
| <b>BOARD OF EDUCATION AND SERVICES FOR THE BLIND</b>     |                   |                  |                   |                   |                |                  |
| 30030 FEUCHTWANGER FUND                                  | 8,487             | 37               | 8,524             | -                 | -              | 8,524            |
| 30042 FRAUENHOFER FUND                                   | 20,465            | 88               | 20,553            | -                 | -              | 20,553           |
| 30056 NEW HAVEN COUNTY COTTON FUND                       | 2,908             | 90,360           | 93,268            | 87,760            | -              | 5,508            |
| 30070 GRANTS   | 18,824            | 1,371            | 20,195            | 4,771             | -              | 15,424           |
| 30092 SARA BROWN FUND                                    | 241,992           | 1,051            | 243,043           | -                 | -              | 243,043          |
| 30104 CHARLES PRECOURT MEMORIAL FUND                     | 4,052             | 18               | 4,070             | -                 | -              | 4,070            |
| 30113 ANN CROTEAU MEMORIAL FUND                          | 5,371             | 23               | 5,394             | -                 | -              | 5,394            |
| 30142 SUMMER INDEPENDENT LIVING PROGRAM FOR CHILDREN     | 7,872             | -                | 7,872             | 725               | -              | 7,147            |
| 35149 SALES AND SERVICES - BUSINESS ENTERPRISE PROGRAM   | 607,389           | 2,721,449        | 3,328,838         | 2,352,936         | -              | 975,902          |
| 90171 DMR BIRTH TO 3 SERVICE COORDINATION                | 5,290             | -                | 5,290             | 702               | -              | 4,587            |
| 90312 MARY C COLLINS FUND                                | 108,501           | -                | 108,501           | 11,759            | -              | 96,742           |
| <b>AGENCY TOTAL</b>                                      | <b>1,031,151</b>  | <b>2,814,397</b> | <b>3,845,547</b>  | <b>2,458,653</b>  | -              | <b>1,386,894</b> |
| <b>COMMISSION ON THE DEAF AND HEARING IMPAIRED</b>       |                   |                  |                   |                   |                |                  |
| 30006 MISCELLANEOUS DONATIONS                            | 430               | -                | 430               | -                 | -              | 430              |
| 30031 EDUCATIONAL & CULTURAL EVENTS                      | 1,375             | -                | 1,375             | -                 | -              | 1,375            |
| 30043 TELECOMMUNICATIONS EQUIPMENT                       | 8,151             | -                | 8,151             | 2,099             | -              | 6,052            |
| 30057 TELEPHONE-TELETYPE MESSAGE RELAY SERVICE           | 701               | -                | 701               | -                 | -              | 701              |
| <b>AGENCY TOTAL</b>                                      | <b>10,657</b>     | -                | <b>10,657</b>     | <b>2,099</b>      | -              | <b>8,558</b>     |
| <b>STATE LIBRARY</b>                                     |                   |                  |                   |                   |                |                  |
| 30007 MISCELLANEOUS GRANTS                               | 5,143             | 17,250           | 22,393            | 21,817            | -              | 576              |
| 30082 CONNECTICUT STATE LIBRARY ACCOUNT                  | 52,589            | 1,473            | 54,062            | 52,176            | -              | 1,886            |
| 30093 STATE LIBRARY INSTITUTIONAL ACCOUNT                | 2,155,268         | 13,597           | 2,168,865         | 154,325           | -              | 2,014,540        |
| 30175 CHILDREN'S INFORMATION WEBSITE                     | 20,341            | -                | 20,341            | -                 | -              | 20,341           |
| 30406 SPANISH LANGUAGE OUTREACH                          | 1,763             | -                | 1,763             | 1,763             | -              | -                |
| 30456 MATH OFF THE SHELF                                 | 2,383             | -                | 2,383             | 2,000             | -              | 383              |
| 30485 DISCOVERY EDUCATION                                | -                 | 93,750           | 93,750            | 93,750            | -              | -                |
| 35150 HISTORIC DOCUMENTS PRESERVATION ACCOUNT            | 470,992           | 1,219,783        | 1,690,775         | 900,308           | -              | 790,467          |
| <b>AGENCY TOTAL</b>                                      | <b>2,708,479</b>  | <b>1,345,853</b> | <b>4,054,333</b>  | <b>1,226,139</b>  | -              | <b>2,828,193</b> |
| <b>DEPARTMENT OF HIGHER EDUCATION</b>                    |                   |                  |                   |                   |                |                  |
| 30014 MISCELLANEOUS GRANTS                               | 9,617             | -                | 9,617             | -                 | -              | 9,617            |



**SCHEDULE C-7**

|   | CONTINUED         |                   | TOTAL             | EXPENDITURES      | APPROPRIATIONS |                   |
|---|-------------------|-------------------|-------------------|-------------------|----------------|-------------------|
|   | AND INITIAL       | ADJUSTMENTS       |                   |                   | LAPSED         | CONTINUED         |
|   | APPROPRIATIONS    |                   | APPROPRIATIONS    |                   |                |                   |
| 30032 GERMANY SISTER STATE EXCHANGE PROGRAM               | 99,968            | 47,820            | 147,788           | 41,836            | -              | 105,952           |
| 30058 REPAYMENT OF DOUGLAS TEACHER LOANS                  | 4,557             | 2,956             | 7,513             | 4,557             | -              | 2,956             |
| 30072 ALTERNATE ROUTE TO CERTIFICATION                    | 382,625           | 922,402           | 1,305,027         | 613,701           | -              | 691,326           |
| 30402 VOLUNTEER CENTER ASSOCIATION NETWORK                | 5,000             | (5,000)           | -                 | -                 | -              | -                 |
| 30405 WEISMAN TEACHER SCHOLARS FUND                       | 66,641            | 15,289            | 81,930            | 32,500            | -              | 49,430            |
| 30418 CHESLA SCHOLARSHIPS                                 | 21,250            | -                 | 21,250            | (10,000)          | -              | 31,250            |
| 30432 FINANCIAL LITERACY INITIATIVE                       | 418,955           | 1,270             | 420,225           | (167,122)         | -              | 587,347           |
| 30455 LEWIS ARC SCHOLARSHIP FUND                          | 2,154             | -                 | 2,154             | -                 | -              | 2,154             |
| 35135 PRIVATE OCCUPATIONAL SCHOOL STUDENT PROTECTION      | 3,441,217         | 692,392           | 4,133,609         | 67,787            | -              | 4,065,822         |
| 35151 CONNECTICUT FUTURES                                 | 2,533,815         | 10,812            | 2,544,627         | 204,069           | -              | 2,340,558         |
| 90557 IES DATA SYSTEM GRANT                               | -                 | 465,939           | 465,939           | 51,148            | -              | 414,791           |
| <b>AGENCY TOTAL</b>                                       | <b>6,985,799</b>  | <b>2,153,880</b>  | <b>9,139,679</b>  | <b>838,476</b>    | -              | <b>8,301,203</b>  |
| <b>CHARTER OAK COLLEGE</b>                                |                   |                   |                   |                   |                |                   |
| 30119 DAVIS GRANT   | 81,250            | (103)             | 81,147            | 81,250            | -              | (103)             |
| 35186 BOARD FOR STATE ACADEMIC AWARDS OPERATING FUND      | 2,252,588         | 9,191,613         | 11,444,201        | 8,659,502         | -              | 2,784,699         |
| 35289 CTDLC OPERATIONS                                    | 802,120           | 2,180,063         | 2,982,183         | 2,317,631         | -              | 664,552           |
| 90140 DHE-CONNCAS GRANT                                   | -                 | 16,628            | 16,628            | 16,614            | -              | 14                |
| <b>AGENCY TOTAL</b>                                       | <b>3,135,958</b>  | <b>11,388,201</b> | <b>14,524,159</b> | <b>11,074,996</b> | -              | <b>3,449,162</b>  |
| <b>DEPARTMENT OF CORRECTION</b>                           |                   |                   |                   |                   |                |                   |
| 30015 CORRECTION MEMORIAL FUND                            | 27,233            | 6,062             | 33,295            | 944               | -              | 32,351            |
| 30022 SEMINARS & CONFERENCES                              | 25                | -                 | 25                | -                 | -              | 25                |
| 30315 ADULT BASIC EDUCATION TO COLLEGE TRANSITION GRANT   | 76                | -                 | 76                | 76                | -              | -                 |
| 30453 YALE UNIVERSITY SUB AWARD                           | 3,041             | 108,906           | 111,947           | 97,383            | -              | 14,564            |
| 30461 K9 CORRECTION MEMORIAL FUND                         | 1,302             | 204               | 1,506             | -                 | -              | 1,506             |
| 35137 CORRECTIONAL GENERAL WELFARE FUND                   | 266,696           | 400,019           | 666,715           | 211,046           | -              | 455,669           |
| 35187 CULINARY ARTS PROGRAM                               | 20,072            | 5,386             | 25,458            | (4,159)           | -              | 29,617            |
| 90540 RSAT 12 GRANT-STATE                                 | 12,281            | 15,885            | 28,166            | 28,166            | -              | -                 |
| 90546 CASE REDUCTION & BACKLOG REDUCTION                  | 10,533            | -                 | 10,533            | 10,533            | -              | -                 |
| 90576 RSAT 14 GRANT - STATE                               | -                 | 6,250             | 6,250             | 480               | -              | 5,770             |
| <b>AGENCY TOTAL</b>                                       | <b>341,259</b>    | <b>542,712</b>    | <b>883,971</b>    | <b>344,469</b>    | -              | <b>539,502</b>    |
| <b>DEPARTMENT OF CHILDREN AND FAMILIES</b>                |                   |                   |                   |                   |                |                   |
| 30016 WILDERNESS SCHOOL PROGRAM                           | 6,044             | 76,100            | 82,144            | 25,937            | -              | 56,207            |
| 30059 SCHOLARSHIP FUND                                    | 981               | -                 | 981               | -                 | -              | 981               |
| 30074 CHARLES F. BROWNING FUND                            | 902               | -                 | 902               | -                 | -              | 902               |
| 30084 RICHARD A. FORESTER MEMORIAL FUND                   | 12,997            | 56                | 13,053            | -                 | -              | 13,053            |
| 30452 JIM CASEY CT YOUTH OPPORTUNITY                      | -                 | 202,851           | 202,851           | 202,851           | -              | -                 |
| 30487 DIFF RESPONSE SYS_CASEY PR                          | -                 | 186,500           | 186,500           | 100,000           | -              | 86,500            |
| 35396 ADULT ORDERED COURT PLACEMENT                       | 150,000           | -                 | 150,000           | -                 | -              | 150,000           |
| 90410 MST QUALITY ASSURANCE                               | -                 | 503,606           | 503,606           | 495,876           | -              | 7,730             |
| 90421 MULTI DIMENSIONAL FAMILY THERAPY CSSD GRANT         | -                 | 465,560           | 465,560           | 465,560           | -              | -                 |
| 90496 NEW HAVEN WORK/LEARN PROGRAM                        | 2                 | 280,000           | 280,002           | 280,002           | -              | -                 |
| 90497 CSSD FLEXIBLE FUNDING                               | 216,977           | 150,000           | 366,977           | 152,477           | -              | 214,500           |
| <b>AGENCY TOTAL</b>                                       | <b>387,903</b>    | <b>1,864,673</b>  | <b>2,252,576</b>  | <b>1,722,703</b>  | -              | <b>529,873</b>    |
| <b>COUNCIL TO ADMINISTER THE CHILDREN'S TRUST FUND</b>    |                   |                   |                   |                   |                |                   |
| 30219 CHILDREN'S TRUST FUND                               | 499,432           | (499,432)         | -                 | -                 | -              | -                 |
| 30237 FAMILY DEVELOPMENT CREDENTIAL PROGRAM               | 1,108             | (1,108)           | -                 | -                 | -              | -                 |
| 30446 PARENT LEADERSHIP TRAINING                          | 84                | (84)              | -                 | -                 | -              | -                 |
| 30480 SHAKEN BABY PREVENTION                              | 7,977             | (7,977)           | -                 | -                 | -              | -                 |
| <b>AGENCY TOTAL</b>                                       | <b>508,601</b>    | <b>(508,601)</b>  | -                 | -                 | -              | -                 |
| <b>JUDICIAL DEPARTMENT</b>                                |                   |                   |                   |                   |                |                   |
| 30238 LAW LIBRARY - DONATED COPIER RECEIPTS               | 1,570             | 5,117             | 6,687             | 1,669             | -              | 5,018             |
| 30463 MACARTHUR FOUNDATION (NCMHJJ)                       | 304,127           | 160,000           | 464,127           | 138,240           | -              | 325,887           |
| 35188 DERBY COURTHOUSE MAINTENANCE RESERVE                | 933,609           | 4,608             | 938,217           | 49,645            | -              | 888,572           |
| 35195 MERIDEN COURTHOUSE MAINTENANCE RESERVE              | 979,196           | 21,008            | 1,000,204         | 164,657           | -              | 835,547           |
| 35199 JUDICIAL DATA PROCESSING OPERATIONS REVOLVING       | 420,004           | 253,892           | 673,896           | 432,650           | -              | 241,246           |
| 35203 CRIMINAL VIOLENCE VICTIM ESCROW ACCT                | 265               | -                 | 265               | -                 | -              | 265               |
| 35205 CLIENT SECURITY FUND                                | 9,835,717         | 3,107,114         | 12,942,831        | 1,885,099         | -              | 11,057,732        |
| 35302 COMMUNITY SERVICE LABOR PROGRAM                     | 31,365            | 78,070            | 109,435           | -                 | -              | 109,435           |
| 35359 PROBATION TRANS-TECH VIOLENCE UNIT                  | 355,590           | 2,377,072         | 2,732,662         | 2,709,143         | -              | 23,519            |
| 35371 MILFORD COURTHOUSE RESERVE                          | 1,044,666         | 4,374             | 1,049,040         | 81,614            | -              | 967,426           |
| 35397 FORECLOSURE MEDIATION FY 2010                       | -                 | 4,000,000         | 4,000,000         | 3,541,485         | -              | 458,515           |
| 90281 BOARD OF PAROLE RESIDENTIAL/NON-RESIDENTIAL SERVICE | -                 | 929,471           | 929,471           | 929,471           | -              | -                 |
| 90507 MISDEMEANOR DOMESTIC VIOLENCE CONVICTION            | 3,245             | 2,326             | 5,571             | 5,571             | -              | -                 |
| 90548 DOMESTIC VIOLENCE SANC 07VW751JUD1                  | 69                | -                 | 69                | 69                | -              | -                 |
| 90549 JUVENILE RISK REDUCTION CENTER-TORR.                | 8,125             | 16,250            | 24,375            | 24,375            | -              | -                 |
| 90550 JUVENILE RISK REDUCTION CENTER-NEW HAVEN            | 8,125             | 16,250            | 24,375            | 24,375            | -              | -                 |
| 90552 WARRANT INFO NICS & CT FIREARMS                     | 7,500             | 19,360            | 26,860            | 21,812            | -              | 5,048             |
| 90553 AUTOMATION PROTECTION ORDER BAIL                    | 4,746             | 13,750            | 18,496            | 8,116             | -              | 10,380            |
| 90554 PROTECTION ORDER WARRANT TRANSMISSION               | 8,000             | 7,000             | 15,000            | 5,583             | -              | 9,417             |
| 90566 DOMESTIC VIOLENCE SANC 08VW751JUD2                  | -                 | 22,948            | 22,948            | 22,948            | -              | -                 |
| 90573 AUTO REPORTING MENTAL HEALTH NICS                   | -                 | 20,000            | 20,000            | -                 | -              | 20,000            |
| 90574 DISPROPORTION MINORITY CONTACT                      | -                 | 2,448             | 2,448             | 1,657             | -              | 791               |
| 90575 SAFE CT - PILOT PROJECT                             | -                 | 51,165            | 51,165            | 337               | -              | 50,828            |
| <b>AGENCY TOTAL</b>                                       | <b>13,945,919</b> | <b>11,112,223</b> | <b>25,058,143</b> | <b>10,048,516</b> | -              | <b>15,009,626</b> |
| <b>PUBLIC DEFENDER SERVICES COMMISSION</b>                |                   |                   |                   |                   |                |                   |
| 90204 JUVENILE PUBLIC DEFENDER EXPANSION                  | 2,654             | 8,700             | 11,354            | 9,723             | -              | 1,631             |
| <b>AGENCY TOTAL</b>                                       | <b>2,654</b>      | <b>8,700</b>      | <b>11,354</b>     | <b>9,723</b>      | -              | <b>1,631</b>      |
| <b>EMERGENCY AND HOMELAND SECURITY</b>                    |                   |                   |                   |                   |                |                   |
| 30464 NUCLEAR SAFETY FUND CT YANKEE                       | 80,534            | 228,848           | 309,382           | 138,820           | -              | 170,562           |

**SCHEDULE C-7**

|   | CONTINUED          |                    |                      |                    | APPROPRIATIONS |                    |
|---|--------------------|--------------------|----------------------|--------------------|----------------|--------------------|
|   | AND INITIAL        | APPROPRIATION      | TOTAL                |                    | LAPSED         | CONTINUED          |
|   | APPROPRIATIONS     | ADJUSTMENTS        | APPROPRIATIONS       | EXPENDITURES       |                |                    |
| 30465 NUCLEAR SAFETY FUND DOMINION                              | 925,972            | 2,631,756          | 3,557,728            | 1,596,782          | -              | 1,960,946          |
| 90428 NUCLEAR EMERGENCY SAFETY FUND                             | -                  | -                  | -                    | (423)              | -              | 423                |
| 90516 SCHOOL SECURITY COMPETITIVE GRANT                         | 438,680            | -                  | 438,680              | (15,434)           | -              | 454,114            |
| 90541 E-9-1-1 Fund  | 71,406             | 183,484            | 254,890              | 127,411            | -              | 127,479            |
| <b>AGENCY TOTAL</b>   | <b>1,516,592</b>   | <b>3,044,088</b>   | <b>4,560,680</b>     | <b>1,847,156</b>   | <b>-</b>       | <b>2,713,524</b>   |
| <b>TOTALS</b>   | <b>479,986,421</b> | <b>522,892,067</b> | <b>1,002,878,489</b> | <b>470,138,132</b> | <b>-</b>       | <b>532,740,357</b> |
| LESS INTERAGENCY TRANSFERS                                      | -                  | (17,277,602)       | (17,277,602)         | (17,277,602)       | -              | -                  |
| <b>TOTAL OTHER GRANTS</b>                                       | <b>479,986,421</b> | <b>505,614,465</b> | <b>985,600,887</b>   | <b>452,860,530</b> | <b>-</b>       | <b>532,740,357</b> |
| <b>FEDERAL GRANTS</b>   |                    |                    |                      |                    |                |                    |
| <b>LEGISLATIVE MANAGEMENT</b>                                   |                    |                    |                      |                    |                |                    |
| 97067 HOMELAND SECURITY GRANT PROGRAM                           | -                  | 7,734              | 7,734                | 7,011              | -              | 723                |
| <b>AGENCY TOTAL</b>   | <b>-</b>           | <b>7,734</b>       | <b>7,734</b>         | <b>7,011</b>       | <b>-</b>       | <b>723</b>         |
| <b>COMMISSION ON CHILDREN</b>                                   |                    |                    |                      |                    |                |                    |
| 93268 IMMUNIZATION GRANTS                                       | 28,254             | 22,334             | 50,588               | 46,611             | -              | 3,978              |
| <b>AGENCY TOTAL</b>   | <b>28,254</b>      | <b>22,334</b>      | <b>50,588</b>        | <b>46,611</b>      | <b>-</b>       | <b>3,978</b>       |
| <b>STATE CAPITOL PRESERVATION AND RESTORATION COMMISSION</b>    |                    |                    |                      |                    |                |                    |
| 15904 HISTORIC PRESERVATION FUND GRANTS-IN-AID                  | 2,412              | -                  | 2,412                | -                  | -              | 2,412              |
| <b>AGENCY TOTAL</b>   | <b>2,412</b>       | <b>-</b>           | <b>2,412</b>         | <b>-</b>           | <b>-</b>       | <b>2,412</b>       |
| <b>SECRETARY OF STATE</b>                                       |                    |                    |                      |                    |                |                    |
| 90401 HELP AMERICA VOTE ACT REQUIREMENTS PAYMENT                | 5,456,685          | 21,486             | 5,478,171            | 2,515,190          | -              | 2,962,981          |
| <b>AGENCY TOTAL</b>   | <b>5,456,685</b>   | <b>21,486</b>      | <b>5,478,171</b>     | <b>2,515,190</b>   | <b>-</b>       | <b>2,962,981</b>   |
| <b>STATE TREASURER</b>  |                    |                    |                      |                    |                |                    |
| 66468 DRINKING WATER STATE REVOLVING LOAN FUND                  | 2,042              | -                  | 2,042                | -                  | -              | 2,042              |
| <b>AGENCY TOTAL</b>   | <b>2,042</b>       | <b>-</b>           | <b>2,042</b>         | <b>-</b>           | <b>-</b>       | <b>2,042</b>       |
| <b>DEPARTMENT OF REVENUE SERVICES</b>                           |                    |                    |                      |                    |                |                    |
| 20205 HIGHWAY PLANNING AND CONSTRUCTION                         | 7,572              | 35,000             | 42,572               | 18,075             | -              | 24,497             |
| 20240 FUEL TAX EVASION-INTERGOVERNMENTAL ENFORCEMENT            | 66,593             | 162,195            | 228,788              | 188,964            | -              | 39,823             |
| <b>AGENCY TOTAL</b>   | <b>74,165</b>      | <b>197,195</b>     | <b>271,360</b>       | <b>207,039</b>     | <b>-</b>       | <b>64,320</b>      |
| <b>OFFICE OF POLICY AND MANAGEMENT</b>                          |                    |                    |                      |                    |                |                    |
| 16017 SEXUAL ASSAULT SERVICES PROGRAM                           | -                  | 249,300            | 249,300              | 120,923            | -              | 128,377            |
| 16523 JUVENILE ACCOUNTABILITY INCENTIVE                         | 1,387,390          | 631,379            | 2,018,769            | 407,822            | -              | 1,610,948          |
| 16540 JUVENILE JUSTICE AND DELINQUENCY PREVENTION               | 1,080,918          | 636,001            | 1,716,919            | 614,992            | -              | 1,101,927          |
| 16548 TITLE V - DELINQUENCY PREVENTION PROGRAM                  | 117,481            | 33,486             | 150,967              | 117,481            | -              | 33,486             |
| 16550 CT STATISTICAL ANALYSIS CENTER                            | 19,563             | 65,001             | 84,564               | 84,564             | -              | -                  |
| 16554 NATIONAL CRIMINAL HISTORY IMPROVEMENT PROGRAM             | 371,873            | 311,085            | 682,958              | 303,739            | -              | 379,219            |
| 16560 JUSTICE RESEARCH, EVALUATION AND DEVELOPMENT              | 4,037              | (4,037)            | -                    | -                  | -              | -                  |
| 16588 VIOLENCE AGAINST WOMEN FORMULA GRANTS                     | 3,952,966          | 1,628,891          | 5,581,857            | 2,074,618          | -              | 3,507,239          |
| 16590 GRANT - ENCOURAGE ARREST POLICIES/PROTECTION ORDERS       | 205,076            | (205,076)          | -                    | -                  | -              | -                  |
| 16593 RESIDENTIAL SUBSTANCE ABUSE TREATMENT - PRISONERS         | 36,877             | 116,375            | 153,252              | 55,627             | -              | 97,625             |
| 16727 COMBATING UNDERAGE DRINKING                               | 398,984            | 360,000            | 758,984              | 297,586            | -              | 461,398            |
| 16738 EDWARD BYRNE MEMORIAL JUSTICE ASSISTANCE GRANT            | 6,788,586          | 3,287,150          | 10,075,736           | 2,702,771          | -              | 7,372,965          |
| 16803 JUSTICE ASSISTANCE GRANT                                  | 12,479,843         | 32,252             | 12,512,095           | 6,853,962          | -              | 5,658,133          |
| 20600 STATE AND COMMUNITY HIGHWAY SAFETY                        | 1,409,690          | 148,290            | 1,557,980            | 1,055,930          | -              | 502,050            |
| 81039 NATIONAL ENERGY INFORMATION CENTER                        | 9,410              | 14,200             | 23,610               | 9,136              | -              | 14,474             |
| 81041 STATE ENERGY PROGRAM                                      | 3,951,489          | 35,076,800         | 39,028,289           | 13,017,635         | -              | 26,010,654         |
| 81117 ENERGY EFFICIENCY/RENEWABLE INFO TRAINING/TECH ASST       | 900                | -                  | 900                  | 900                | -              | -                  |
| 81122 ELECTRICITY DELIVERY AND ENERGY RELIABILITY               | -                  | 521,250            | 521,250              | 45,773             | -              | 475,477            |
| 81127 ENERGY EFFICIENT APPLIANCE REBATE PROGRAM                 | -                  | 3,359,000          | 3,359,000            | 2,920,635          | -              | 438,365            |
| 81128 ENERGY EFFICIENCY AND CONSERVATION ARRA                   | -                  | 9,593,500          | 9,593,500            | 49,604             | -              | 9,543,896          |
| 84186 SAFE AND DRUG-FREE SCHOOLS - STATE GRANTS                 | 954,838            | 580,544            | 1,535,382            | 575,988            | -              | 959,394            |
| 97036 HOMELAND SECURITY   | 222,412            | (222,412)          | -                    | -                  | -              | -                  |
| 99136 OIL COMPANY OVERCHARGE RECOVERIES                         | 1,552,040          | 6,429              | 1,558,469            | 619,899            | -              | 938,571            |
| <b>AGENCY TOTAL</b>   | <b>34,944,373</b>  | <b>56,219,408</b>  | <b>91,163,781</b>    | <b>31,929,584</b>  | <b>-</b>       | <b>59,234,198</b>  |
| <b>DEPARTMENT OF VETERANS AFFAIRS</b>                           |                    |                    |                      |                    |                |                    |
| 64005 GRANTS TO STATES FOR CONSTRUCTION OF STATE HOME FACILITIE | 1,442,328          | 5,959,863          | 7,402,191            | 1,021,086          | -              | 6,381,105          |
| <b>AGENCY TOTAL</b>   | <b>1,442,328</b>   | <b>5,959,863</b>   | <b>7,402,191</b>     | <b>1,021,086</b>   | <b>-</b>       | <b>6,381,105</b>   |
| <b>OFFICE OF WORKFORCE COMPETITIVENESS</b>                      |                    |                    |                      |                    |                |                    |
| 17260 WIA DISLOCATED WORKERS                                    | -                  | 1,000,000          | 1,000,000            | -                  | -              | 1,000,000          |
| 17275 PROGRAM OF COMPETITIVE GRANTS FOR WORKER                  | -                  | 3,360,000          | 3,360,000            | 18,895             | -              | 3,341,105          |
| 81042 WEATHERIZATION ASSISTANCE FOR LOW-INCOME                  | -                  | 875,000            | 875,000              | 690,075            | -              | 184,925            |
| <b>AGENCY TOTAL</b>   | <b>-</b>           | <b>5,235,000</b>   | <b>5,235,000</b>     | <b>708,970</b>     | <b>-</b>       | <b>4,526,030</b>   |
| <b>DEPARTMENT OF ADMINISTRATIVE SERVICES</b>                    |                    |                    |                      |                    |                |                    |
| 10560 STATE ADMINISTRATIVE EXPENSES FOR CHILD                   | -                  | 242,997            | 242,997              | 242,997            | -              | -                  |
| 93069 PUBLIC HEALTH EMERGENCY PREPAREDNESS                      | -                  | 20,500             | 20,500               | 20,000             | -              | 500                |
| <b>AGENCY TOTAL</b>   | <b>-</b>           | <b>263,497</b>     | <b>263,497</b>       | <b>262,997</b>     | <b>-</b>       | <b>500</b>         |
| <b>DEPARTMENT OF INFORMATION TECHNOLOGY</b>                     |                    |                    |                      |                    |                |                    |
| 15809 NATIONAL SPATIAL DATA INFRASTRUCTURE                      | 50,953             | -                  | 50,953               | 27,015             | -              | 23,938             |
| 93778 MEDICAL ASSISTANCE PROGRAM                                | 75,355             | -                  | 75,355               | 42,280             | -              | 33,075             |
| <b>AGENCY TOTAL</b>   | <b>126,308</b>     | <b>-</b>           | <b>126,308</b>       | <b>69,295</b>      | <b>-</b>       | <b>57,013</b>      |

**SCHEDULE C-7**

|   | CONTINUED         |                   | TOTAL             | EXPENDITURES      | APPROPRIATIONS |                   |
|---|-------------------|-------------------|-------------------|-------------------|----------------|-------------------|
|   | AND INITIAL       | ADJUSTMENTS       |                   |                   | LAPSED         | CONTINUED         |
|   | APPROPRIATIONS    |                   | APPROPRIATIONS    |                   |                |                   |
| <b>DEPARTMENT OF PUBLIC WORKS</b>                               |                   |                   |                   |                   |                |                   |
| 12400 MILITARY CONSTRUCTION, NATIONAL GUARD                     | 2,201,237         | 10,457,881        | 12,659,118        | 10,597,024        | -              | 2,062,094         |
| 12401 NATIONAL GUARD MILITARY OPERATIONS & MAINTENANCE          | 71,011            | -                 | 71,011            | 44,206            | -              | 26,805            |
| 64005 GRANTS TO STATES FOR CONSTRUCTION OF STATE HOME FACILITIE | 101,996           | 1,254,514         | 1,356,510         | 938,138           | -              | 418,372           |
| 81041 STATE ENERGY PROGRAM                                      | -                 | 4,775,000         | 4,775,000         | 3,231,643         | -              | 1,543,357         |
| 83552 EMERGENCY MANAGEMENT PERFORMANCE GRANTS                   | 80,590            | -                 | 80,590            | -                 | -              | 80,590            |
| 83563 EMERGENCY OPERATIONS CENTERS                              | 36,213            | -                 | 36,213            | 17,858            | -              | 18,355            |
| 99101 ARMY NATIONAL GUARD                                       | 612               | -                 | 612               | -                 | -              | 612               |
| 99136 OIL COMPANY OVERCHARGE RECOVERIES                         | 113               | -                 | 113               | -                 | -              | 113               |
| <b>AGENCY TOTAL</b>   | <b>2,491,772</b>  | <b>16,487,395</b> | <b>18,979,167</b> | <b>14,828,869</b> | -              | <b>4,150,298</b>  |
| <b>ATTORNEY GENERAL</b>   |                   |                   |                   |                   |                |                   |
| 66468 DRINKING WATER STATE REVOLVING LOAN FUND                  | -                 | 79,344            | 79,344            | 79,344            | -              | -                 |
| 66802 SUPERFUND STATE SITE-SPECIFIC COOPERATIVE AGREEMENTS      | 219,035           | 4,320             | 223,355           | -                 | -              | 223,355           |
| <b>AGENCY TOTAL</b>   | <b>219,035</b>    | <b>83,664</b>     | <b>302,699</b>    | <b>79,344</b>     | -              | <b>223,355</b>    |
| <b>DIVISION OF CRIMINAL JUSTICE</b>                             |                   |                   |                   |                   |                |                   |
| 16554 NATIONAL CRIMINAL HISTORY IMPROVEMENT PROGRAM             | -                 | 19,700            | 19,700            | 3,132             | -              | 16,568            |
| 16560 JUSTICE RESEARCH, EVALUATION & DEVELOPMENT PROJECT        | 72,966            | -                 | 72,966            | -                 | -              | 72,966            |
| 16586 VIOLENT OFFENDER INCARCERATION/TRUTH-IN SENTENCING        | 111,186           | -                 | 111,186           | 111,186           | -              | -                 |
| 16588 VIOLENCE AGAINST WOMEN FORMULA GRANTS                     | -                 | 601,551           | 601,551           | 525,546           | -              | 76,005            |
| 16738 EDWARD BYRNE MEMORIAL JUSTICE ASSISTANCE GRANT PROGRAM    | -                 | 594,427           | 594,427           | 3,990             | -              | 590,437           |
| 16741 FORENSIC DNA BACKLOG REDUCTION PROGRAM                    | -                 | 528,641           | 528,641           | 172,478           | -              | 356,163           |
| 20600 STATE AND COMMUNITY HIGHWAY SAFETY                        | (46,694)          | 211,218           | 164,524           | 205,720           | -              | (41,196)          |
| <b>AGENCY TOTAL</b>   | <b>137,458</b>    | <b>1,955,537</b>  | <b>2,092,995</b>  | <b>1,022,052</b>  | -              | <b>1,070,943</b>  |
| <b>DEPARTMENT OF PUBLIC SAFETY</b>                              |                   |                   |                   |                   |                |                   |
| 11555 PUBLIC SAFETY AND INTEROPERABLE COMMUNICATIONS            | -                 | 6,732,773         | 6,732,773         | 4,421,935         | -              | 2,310,838         |
| 16000 VARIOUS PROGRAMS (LAW ENFORCEMENT)                        | 880,059           | 114,494           | 994,553           | 151,151           | -              | 843,402           |
| 16007 STATE DOMESTIC PREPAREDNESS EQUIPMENT SUPPORT             | 24,721            | -                 | 24,721            | -                 | -              | 24,721            |
| 16017 SEXUAL ASSAULT SERVICES PROGRAM                           | 479,628           | -                 | 479,628           | 83,609            | -              | 396,019           |
| 16301 FBI CRIME LABORATORY                                      | 50,869            | 322,770           | 373,639           | 316,810           | -              | 56,829            |
| 16302 LAW ENFORCEMENT ASSISTANCE                                | 5,137             | -                 | 5,137             | -                 | -              | 5,137             |
| 16320 SERVICES FOR TRAFFICKING VICTIMS                          | 256,532           | -                 | 256,532           | 10,794            | -              | 245,738           |
| 16542 NATIONAL INSTITUTE FOR JUVENILE JUSTICE                   | 168,128           | 283,346           | 451,474           | 132,889           | -              | 318,585           |
| 16550 STATE JUSTICE FOR STATISTICAL ANALYSIS                    | 4,307             | -                 | 4,307             | -                 | -              | 4,307             |
| 16554 NATIONAL CRIMINAL HISTORY IMPROVEMENT                     | 36,049            | 56,000            | 92,049            | 60,892            | -              | 31,157            |
| 16560 JUSTICE RESEARCH, EVALUATION & DEVELOPMENT PROJECT        | 1,364,582         | 581,869           | 1,946,451         | 548,017           | -              | 1,398,434         |
| 16579 BYRNE FORMULA GRANT PROGRAM                               | 20,047            | 25,000            | 45,047            | 25,000            | -              | 20,047            |
| 16580 EDWARD BYRNE MEMORIAL STATE & LOCAL DISC GRANTS           | 532,366           | -                 | 532,366           | 66,766            | -              | 465,600           |
| 16588 VIOLENCE AGAINST WOMEN FORMULA GRANTS                     | -                 | 79,640            | 79,640            | -                 | -              | 79,640            |
| 16592 LAW ENFORCEMENT BLOCK GRANT                               | 895               | 265               | 1,160             | -                 | -              | 1,160             |
| 16598 STATE IDENTIFICATION SYSTEMS GRANT                        | 487               | -                 | 487               | -                 | -              | 487               |
| 16609 COMMUNITY PROSECUTION PROGRAMS                            | 3,127             | -                 | 3,127             | -                 | -              | 3,127             |
| 16710 PUBLIC SAFETY PARTNERSHIP & COMMUNITY POLICING            | 1,674,284         | 799,999           | 2,474,283         | 345,991           | -              | 2,128,292         |
| 16738 EDWARD BYRNE MEMORIAL JUSTICE ASSISTANCE                  | -                 | 275,363           | 275,363           | 275,363           | -              | -                 |
| 16741 FORENSIC DNA BACKLOG REDUCTION PROGRAM                    | -                 | 317,191           | 317,191           | 25,055            | -              | 292,136           |
| 16800 INTERNET CRIMES AGAINST CHILDREN                          | -                 | 584,975           | 584,975           | 206,539           | -              | 378,436           |
| 16803 JUSTICE ASSISTANCE GRANT                                  | -                 | 1,768,700         | 1,768,700         | 1,097,603         | -              | 671,097           |
| 20600 STATE AND COMMUNITY HIGHWAY SAFETY                        | 1,964,742         | 1,272,821         | 3,237,563         | 1,874,952         | -              | 1,362,611         |
| 20605 DUI ENFORCEMENT SUPPORT PROJECT                           | 12,140            | -                 | 12,140            | -                 | -              | 12,140            |
| 81041 STATE ENERGY PROGRAM                                      | -                 | 2,491             | 2,491             | -                 | -              | 2,491             |
| 83565 COMMUNITY EMERGENCY RESPONSE TEAMS                        | 3,714             | -                 | 3,714             | -                 | -              | 3,714             |
| 93069 PUBLIC HEALTH EMERGENCY PREPAREDNESS                      | -                 | 20,000            | 20,000            | 19,418            | -              | 582               |
| 97004 STATE DOMESTIC PREPAREDNESS EQUIP. SUPPORT                | 426,614           | -                 | 426,614           | 29,083            | -              | 397,531           |
| 97067 HOMELAND SECURITY GRANT PROGRAM                           | 91,146            | 349,753           | 440,899           | 314,684           | -              | 126,215           |
| 97072 NATIONAL EXPLOSIVES DETECTION CANINE TEAM                 | 669,773           | -                 | 669,773           | 187,406           | -              | 482,367           |
| 97116 PORT SECURITY GRANT PROGRAM (ARRA)                        | -                 | 420,000           | 420,000           | -                 | -              | 420,000           |
| <b>AGENCY TOTAL</b>   | <b>8,669,347</b>  | <b>14,007,450</b> | <b>22,676,797</b> | <b>10,193,957</b> | -              | <b>12,482,840</b> |
| <b>POLICE OFFICER STANDARDS AND TRAINING COUNCIL</b>            |                   |                   |                   |                   |                |                   |
| 16579 BYRNE FORMULA GRANT PROGRAM                               | 2                 | 17,084            | 17,086            | 17,084            | -              | 2                 |
| 16712 POLICE CORPS  | 124,067           | -                 | 124,067           | -                 | -              | 124,067           |
| 97004 STATE DOMESTIC PREPAREDNESS EQUIPMENT SUPPORT             | 2,042             | -                 | 2,042             | 1,865             | -              | 177               |
| <b>AGENCY TOTAL</b>   | <b>126,111</b>    | <b>17,084</b>     | <b>143,195</b>    | <b>18,949</b>     | -              | <b>124,246</b>    |
| <b>DEPARTMENT OF MOTOR VEHICLES</b>                             |                   |                   |                   |                   |                |                   |
| 16001 LAW ENFORCEMENT ASSISTANCE NARCOTICS                      | -                 | 7,155             | 7,155             | 7,155             | -              | -                 |
| 16580 EDWARD BYRNE MEMORIAL STATE & LOCAL                       | -                 | 99,982            | 99,982            | 4,427             | -              | 95,555            |
| 20218 NATIONAL MOTOR CARRIER SAFETY                             | 855,530           | 2,055,157         | 2,910,687         | 1,691,885         | -              | 1,218,802         |
| 20232 COMMERCIAL DRIVER LICENSE STATE PROGRAM                   | -                 | 725,234           | 725,234           | 33,560            | -              | 691,674           |
| 20237 COMMERCIAL VEHICLE INFORMATION SYSTEMS                    | 575,000           | 425,000           | 1,000,000         | 38,191            | -              | 961,809           |
| 20240 FUEL TAX EVASION-INTERGOVERNMENTAL ENFORCEMENT            | -                 | 185,000           | 185,000           | 77,209            | -              | 107,791           |
| 97089 REAL ID PROGRAM   | 1,845,224         | 833,717           | 2,678,941         | 240,221           | -              | 2,438,720         |
| <b>AGENCY TOTAL</b>   | <b>3,275,754</b>  | <b>4,331,245</b>  | <b>7,606,999</b>  | <b>2,092,648</b>  | -              | <b>5,514,351</b>  |
| <b>MILITARY DEPARTMENT</b>                                      |                   |                   |                   |                   |                |                   |
| 12400 MILITARY CONSTRUCTION, NATIONAL GUARD                     | 39,721,433        | (1,339,139)       | 38,382,294        | 13,963,205        | -              | 24,419,089        |
| 12401 NATIONAL GUARD MILITARY OPERATIONS & MAINTENANCE          | 6,997,968         | 17,926,639        | 24,924,607        | 15,948,602        | -              | 8,976,005         |
| 12404 NATIONAL GUARD CIVILIAN YOUTH OPPORTUNITIES               | 126,315           | 250,000           | 376,315           | 217,488           | -              | 158,827           |
| 17720 EMPLOYMENT PROGRAMS FOR PEOPLE WITH DISABILITIES          | -                 | 35,063            | 35,063            | -                 | -              | 35,063            |
| 99101 ARMY NATIONAL GUARD                                       | 9,680             | -                 | 9,680             | -                 | -              | 9,680             |
| <b>AGENCY TOTAL</b>   | <b>46,855,396</b> | <b>16,872,563</b> | <b>63,727,959</b> | <b>30,129,295</b> | -              | <b>33,598,664</b> |

**SCHEDULE C-7**

|  | CONTINUED      |                  | TOTAL            | EXPENDITURES     | APPROPRIATIONS |                |
|--|----------------|------------------|------------------|------------------|----------------|----------------|
|  | AND INITIAL    | ADJUSTMENTS      |                  |                  | LAPSED         | CONTINUED      |
|  | APPROPRIATIONS |                  | APPROPRIATIONS   |                  |                |                |
| <b>COMMISSION ON FIRE PREVENTION AND CONTROL</b>               |                |                  |                  |                  |                |                |
| 83547 FIRST RESPONDER COUNTER TERRORISM TRAINING ASSIST.       | 153,002        | -                | 153,002          | -                | -              | 153,002        |
| 93667 SOCIAL SERVICES BLOCK GRANT                              | 42,714         | -                | 42,714           | -                | -              | 42,714         |
| 97004 STATE DOMESTIC PREPAREDNESS EQUIP SUPPORT                | -              | -                | -                | (2,695)          | -              | 2,695          |
| <b>AGENCY TOTAL</b>  | <b>195,716</b> | <b>-</b>         | <b>195,716</b>   | <b>(2,695)</b>   | <b>-</b>       | <b>198,411</b> |
| <b>DEPARTMENT OF PUBLIC UTILITY CONTROL</b>                    |                |                  |                  |                  |                |                |
| 11558 STATE BROADBAND DATA AND DEVELOPMENT                     | -              | 400,000          | 400,000          | 325,967          | -              | 74,033         |
| 20700 PIPELINE SAFETY  | 55,678         | 651,222          | 706,900          | 45,000           | -              | 661,900        |
| <b>AGENCY TOTAL</b>  | <b>55,678</b>  | <b>1,051,222</b> | <b>1,106,900</b> | <b>370,967</b>   | <b>-</b>       | <b>735,933</b> |
| <b>DEPARTMENT OF CONSUMER PROTECTION</b>                       |                |                  |                  |                  |                |                |
| 10163 MARKET PROTECTION & PROMOTION                            | -              | 31,998           | 31,998           | 46,739           | -              | (14,741)       |
| 16002 LAW ENFORCEMENT ASSIST- NARCOTICS/DANGEROUS DRUGS        | 60,630         | (400)            | 60,230           | 63               | -              | 60,167         |
| 16727 COMBATING UNDERAGE DRINKING                              | 1,636          | 90,000           | 91,636           | 91,524           | -              | 112            |
| 16754 HAROLD ROGERS PRESCRIPTION DRUG MONITORING               | -              | 476,907          | 476,907          | 476,432          | -              | 475            |
| 93975 NATIONAL ALL SCHEDULES PRESCRIPTION                      | -              | 49,000           | 49,000           | 49,000           | -              | -              |
| <b>AGENCY TOTAL</b>  | <b>62,266</b>  | <b>647,505</b>   | <b>709,771</b>   | <b>663,758</b>   | <b>-</b>       | <b>46,013</b>  |
| <b>DEPARTMENT OF LABOR</b>                                     |                |                  |                  |                  |                |                |
| 17504 CONSULTATION AGREEMENTS                                  | -              | 4,328            | 4,328            | 4,328            | -              | -              |
| <b>AGENCY TOTAL</b>  | <b>-</b>       | <b>4,328</b>     | <b>4,328</b>     | <b>4,328</b>     | <b>-</b>       | <b>-</b>       |
| <b>COMMISSION ON HUMAN RIGHTS AND OPPORTUNITIES</b>            |                |                  |                  |                  |                |                |
| 14401 FAIR HOUSING ASSISTANCE - STATE & LOCAL                  | 114,556        | 21,500           | 136,056          | 37,954           | -              | 98,102         |
| 30002 EMPLOYMENT DISCRIMINATION-STATE/LOCAL FAIR EMPLOY        | 11,155         | 1,300            | 12,455           | 8,594            | -              | 3,861          |
| <b>AGENCY TOTAL</b>  | <b>125,711</b> | <b>22,800</b>    | <b>148,511</b>   | <b>46,548</b>    | <b>-</b>       | <b>101,963</b> |
| <b>PROTECTION &amp; ADVOCACY FOR PERSONS WITH DISABILITIES</b> |                |                  |                  |                  |                |                |
| 84161 REHABILITATION SERVICES - CLIENT ASSISTANCE              | 746            | 125,360          | 126,106          | 120,069          | -              | 6,037          |
| 84240 PROTECTION & ADVOCACY OF INDIVIDUAL RIGHTS               | 87             | 111,424          | 111,511          | 111,352          | -              | 159            |
| 84343 ASSISTIVE TECHNOLOGY STATE GRANTS FOR PR                 | 1,127          | 53,319           | 54,446           | 54,344           | -              | 102            |
| 93138 PROTECTION AND ADVOCACY FOR INDIVIDUALS                  | 1,726          | 366,850          | 368,576          | 368,158          | -              | 418            |
| 93267 STATE GRANTS FOR PROTECTION AND ADVOCACY SERVICES        | 944            | 66,361           | 67,305           | 67,305           | -              | -              |
| 93618 HELP AMERICA VOTE ACT GRANT                              | (636)          | 49,374           | 48,738           | 48,736           | -              | 2              |
| 93630 DEVELOPMENTAL DISABILITIES - BASIC SUPPORT/ADVOCACY      | (232)          | 263,640          | 263,408          | 260,363          | -              | 3,045          |
| 93667 SOCIAL SERVICES BLOCK GRANT                              | 28,430         | 132,313          | 160,743          | 121,184          | -              | 39,559         |
| 96008 SSA - BENEFITS PLANNING, ASSISTANCE & OUTREACH           | 14,903         | 118,000          | 132,903          | 122,518          | -              | 10,385         |
| 96009 SOCIAL SECURITY STATE GRANTS                             | -              | 15,200           | 15,200           | 7,011            | -              | 8,189          |
| <b>AGENCY TOTAL</b>  | <b>47,095</b>  | <b>1,301,841</b> | <b>1,348,936</b> | <b>1,281,040</b> | <b>-</b>       | <b>67,896</b>  |
| <b>DEPARTMENT OF AGRICULTURE</b>                               |                |                  |                  |                  |                |                |
| 10025 PLANT & ANIMAL DISEASE, PEST CONTROL & ANIMAL CARE       | (18,037)       | 781,300          | 763,263          | 735,215          | -              | 28,048         |
| 10162 INSPECTION GRADING & STANDARDIZATION                     | 8,511          | -                | 8,511            | -                | -              | 8,511          |
| 10163 MARKET PROTECTION & PROMOTION                            | 2,427          | 28,500           | 30,927           | 26,699           | -              | 4,228          |
| 10169 SPECIALTY CROP BLOCK GRANT PROGRAM                       | 57,847         | 116,865          | 174,712          | 67,447           | -              | 107,265        |
| 10170 SPECIALTY CROP BLOCK GRANT PROGRAM -FAR                  | -              | 96,008           | 96,008           | 95,987           | -              | 21             |
| 10450 RISK MANAGEMENT (CROP INSURANCE)                         | -              | 7,500            | 7,500            | 5,000            | -              | 2,500          |
| 10500 COOPERATIVE EXTENSION SERVICE                            | 1,045          | -                | 1,045            | -                | -              | 1,045          |
| 10557 SPECIAL SUPPLEMENT NUTRITION PROGRAM - WIC               | 319,618        | 330,690          | 650,308          | 309,111          | -              | 341,197        |
| 10572 WIC FARMERS' MARKET NUTRITION PROGRAM                    | 87,338         | 90,029           | 177,367          | 88,481           | -              | 88,886         |
| 10769 RURAL BUSINESS ENTERPRISE GRANTS                         | 12,045         | -                | 12,045           | 10,802           | -              | 1,243          |
| <b>AGENCY TOTAL</b>  | <b>470,794</b> | <b>1,450,892</b> | <b>1,921,686</b> | <b>1,338,742</b> | <b>-</b>       | <b>582,944</b> |
| <b>DEPARTMENT OF ENVIRONMENTAL PROTECTION</b>                  |                |                  |                  |                  |                |                |
| 10025 PLANT & ANIMAL DISEASE, PEST CONTROL & ANIMAL CARE       | 138,159        | 37,500           | 175,659          | 138,250          | -              | 37,409         |
| 10664 COOPERATIVE FORESTRY ASSISTANCE                          | 610,289        | 552,881          | 1,163,170        | 587,434          | -              | 575,736        |
| 10675 URBAN AND COMMUNITY FORESTRY PROGRAM                     | 112,814        | -                | 112,814          | 3,764            | -              | 109,050        |
| 10676 FOREST LEGACY PROGRAM                                    | 628,094        | -                | 628,094          | 408,092          | -              | 220,002        |
| 10678 FOREST STEWARDSHIP PROGRAM                               | 34,833         | -                | 34,833           | 3,025            | -              | 31,808         |
| 10680 FOREST HEALTH PROTECTION                                 | 15,000         | -                | 15,000           | -                | -              | 15,000         |
| 10914 WILDLIFE HABITAT INCENTIVE PROGRAM                       | 298,543        | 236,250          | 534,793          | 134,889          | -              | 399,904        |
| 11405 ANADROMOUS FISH CONSERVATION ACT PROGRAM                 | 47,259         | -                | 47,259           | 31,486           | -              | 15,773         |
| 11407 INTERJURISDICTIONAL FISHERIES ACT OF 1986                | 5,906          | 24,458           | 30,364           | 19,220           | -              | 11,144         |
| 11419 COASTAL ZONE MANAGEMENT ADMINISTRATION AWARDS            | 5,428,061      | -                | 5,428,061        | 5,216,015        | -              | 212,046        |
| 11463 HABITAT CONSERVATION                                     | 3,219          | 2,500,000        | 2,503,219        | -                | -              | 2,503,219      |
| 11474 ATLANTIC COASTAL FISHERIES COOPERATIVE MGMT ACT          | 122,879        | 170,437          | 293,316          | 174,808          | -              | 118,508        |
| 11477 FISHERIES DISASTER RELIEF                                | (1,004)        | -                | (1,004)          | -                | -              | -              |
| 12113 MOA FOR REIMBURSEMENT OF TECHNICAL SERVICES              | 47,334         | -                | 47,334           | 33,153           | -              | 14,181         |
| 15000 VARIOUS PROGRAMS   | 5,748          | -                | 5,748            | -                | -              | 5,748          |
| 15605 SPORT FISH RESTORATION                                   | 4,441,165      | 1,270,810        | 5,711,975        | 2,828,684        | -              | 2,883,291      |
| 15608 FISH AND WILDLIFE MANAGEMENT ASSISTANCE                  | -              | 77,677           | 77,677           | -                | -              | 77,677         |
| 15611 WILDLIFE RESTORATION                                     | 685,900        | 1,559,636        | 2,245,536        | 1,661,548        | -              | 583,988        |
| 15614 COASTAL WETLANDS CONSERVATION                            | 39,200         | 261,250          | 300,450          | 261,250          | -              | 39,200         |
| 15615 COOPERATIVE ENDANGERED SPECIES CONSERVATION              | 19,909         | 37,000           | 56,909           | 29,313           | -              | 27,596         |
| 15616 CLEAN VESSEL ACT   | 1,370,229      | 1,168,520        | 2,538,749        | 867,536          | -              | 1,671,213      |
| 15617 WILDLIFE CONSERVATION & APPRECIATION                     | 1,185          | -                | 1,185            | -                | -              | 1,185          |
| 15622 SPORT FISHING AND BOATING SAFETY ACT                     | 271,613        | -                | 271,613          | -                | -              | 271,613        |
| 15625 FISH & WILDLIFE SERVICE, DEPT OF THE INTERIOR            | 37,309         | -                | 37,309           | 1,034            | -              | 36,275         |
| 15633 LANDOWNER INCENTIVE                                      | 826,242        | -                | 826,242          | 181,351          | -              | 644,891        |
| 15634 STATE WILDLIFE GRANTS                                    | 844,970        | 290,371          | 1,135,341        | 569,137          | -              | 566,204        |
| 15808 GEOLOGICAL SURVEY - RESEARCH & DATA ACQUISITION          | 17,556         | -                | 17,556           | -                | -              | 17,556         |

**SCHEDULE C-7**

|  | CONTINUED         |                   | TOTAL              | EXPENDITURES      | APPROPRIATIONS |                   |
|--|-------------------|-------------------|--------------------|-------------------|----------------|-------------------|
|  | AND INITIAL       | ADJUSTMENTS       |                    |                   | LAPSED         | CONTINUED         |
|  | APPROPRIATIONS    |                   | APPROPRIATIONS     |                   |                |                   |
| 15810 NATIONAL COOPERATIVE GEOLOGIC MAPPING PROGRAM            | 54,556            | -                 | 54,556             | -                 | -              | 54,556            |
| 15814 NATIONAL GEOLOGICAL AND GEOPHYSICAL DATA                 | -                 | 13,326            | 13,326             | 6,663             | -              | 6,663             |
| 15916 OUTDOOR RECREATION - ACQUIS, PLANNING, DEVELOPMENT       | 4,457,703         | 1,492,750         | 5,950,453          | 1,673,536         | -              | 4,276,917         |
| 20205 HIGHWAY PLANNING AND CONSTRUCTION                        | 20,549            | -                 | 20,549             | -                 | -              | 20,549            |
| 20219 RECREATIONAL TRAILS PROGRAM                              | 2,591,817         | 2,015,386         | 4,607,203          | 1,038,848         | -              | 3,568,355         |
| 20703 INTERAGENCY HAZARDOUS MATERIALS PUBLIC TRAINING          | 355,643           | 247,214           | 602,857            | 218,892           | -              | 383,965           |
| 66034 SURVEYS, STUDIES, INVESTIGATIONS CLEAN AIR ACT           | 181,530           | 454,362           | 635,892            | 258,907           | -              | 376,985           |
| 66039 NATIONAL CLEAN DIESEL FUNDING                            | 50,000            | -                 | 50,000             | 36,937            | -              | 13,063            |
| 66040 STATE CLEAN DIESEL FUNDING                               | 1,774,823         | (396,000)         | 1,378,823          | 61,219            | -              | 1,317,604         |
| 66202 CONGRESSIONALLY MANDATED PROJECTS                        | 317,260           | -                 | 317,260            | -                 | -              | 317,260           |
| 66436 SURVEYS, STUDIES, INVEST, DEMONSTRATIONS & TRAININGS     | 171,380           | -                 | 171,380            | 91,290            | -              | 80,090            |
| 66437 LONG ISLAND SOUND PROGRAM                                | 1,987,627         | -                 | 1,987,627          | 1,480,681         | -              | 506,946           |
| 66438 CONSTRUCTION MANAGEMENT ASSISTANCE                       | 35,411            | -                 | 35,411             | -                 | -              | 35,411            |
| 66454 WATER QUALITY MANAGEMENT PLANNING                        | 289,946           | 585,000           | 874,946            | 364,745           | -              | 510,201           |
| 66458 CAPITALIZATION GRANTS FOR CLEAN WATER                    | -                 | 25,925,562        | 25,925,562         | 7,484,041         | -              | 18,441,521        |
| 66460 NONPOINT SOURCE IMPLEMENTATION GRANTS                    | 2,491,470         | 1,080,101         | 3,571,571          | 1,313,093         | -              | 2,258,478         |
| 66461 WETLANDS GRANTS  | 55,775            | 259,208           | 314,983            | 87,744            | -              | 227,239           |
| 66463 WATER QUALITY COOPERATIVE AGREEMENTS                     | 222,491           | -                 | 222,491            | -                 | -              | 222,491           |
| 66467 WASTEWATER OPERATOR TRAINING GRANT                       | 24,038            | -                 | 24,038             | -                 | -              | 24,038            |
| 66472 BEACH MONITORING AND NOTIFICATION PROGRAM                | 54,579            | -                 | 54,579             | (5,029)           | -              | 59,608            |
| 66500 ENVIRONMENTAL PROTECTION-CONSOLIDATED RESEARCH           | 40,951            | -                 | 40,951             | 526               | -              | 40,425            |
| 66511 OFFICE OF RESEARCH & DEVELOP CONSOLIDATED RESEARCH       | 75,842            | -                 | 75,842             | -                 | -              | 75,842            |
| 66605 PERFORMANCE PARTNERSHIP GRANTS                           | 2,691,555         | 5,596,794         | 8,288,349          | 8,071,682         | -              | 216,667           |
| 66606 SURVEYS, STUDIES, INVESTIGATIONS & SPECIAL PURPOSE       | 137,347           | -                 | 137,347            | 71,128            | -              | 66,219            |
| 66608 STATE INFORMATION GRANTS                                 | 76,653            | 120,000           | 196,653            | -                 | -              | 196,653           |
| 66708 POLLUTION PREVENTION GRANTS                              | 322               | 80,000            | 80,322             | 19,174            | -              | 61,148            |
| 66713 STATE AND TRIBAL ENVIRONMENTAL JUSTICE                   | 8                 | -                 | 8                  | -                 | -              | 8                 |
| 66802 SUPERFUND STATE SITE-SPECIFIC COOPERATIVE AGREEMENTS     | 489,305           | 200,656           | 689,961            | 211,293           | -              | 478,668           |
| 66804 STATE & TRIBAL UNDERGROUND STORAGE TANKS                 | 287,597           | 535,000           | 822,597            | 284,872           | -              | 537,725           |
| 66805 LEAKING UNDERGROUND STORAGE TANK TRUST FUND              | 892,873           | 2,000,000         | 2,892,873          | 863,388           | -              | 2,029,485         |
| 66809 SUPERFUND STATE CORE                                     | 453,527           | -                 | 453,527            | 72,779            | -              | 380,748           |
| 66810 CEPP TECHNICAL ASSISTANCE GRANTS                         | 10,167            | -                 | 10,167             | -                 | -              | 10,167            |
| 66817 STATE AND TRIBAL RESPONSE GRANTS                         | 666,049           | 940,001           | 1,606,050          | 832,415           | -              | 773,635           |
| 77001 RADIATION CONTROL - TRAINING AND COUNSELING              | 15,352            | -                 | 15,352             | (455)             | -              | 15,807            |
| 81079 REGIONAL BIOMASS ENERGY                                  | 19,980            | -                 | 19,980             | -                 | -              | 19,980            |
| 81105 NATIONAL INDUSTRIAL COMPETITIVENESS                      | 132,689           | -                 | 132,689            | -                 | -              | 132,689           |
| 81119 DEPARTMENT OF ENERGY SPECIAL PROJECTS CLEAN CITIES       | 5,660             | -                 | 5,660              | -                 | -              | 5,660             |
| 83551 PROJECT IMPACT-BUILD DISASTER RESISTANT COMMUNITIES      | 7,263             | -                 | 7,263              | -                 | -              | 7,263             |
| 84168 EISENHOWER PROFESSIONAL DEVELOPMENT-FED. ACTIVITIES      | 10,905            | -                 | 10,905             | -                 | -              | 10,905            |
| 93000 VARIOUS PROGRAMS   | 118,463           | -                 | 118,463            | 118,463           | -              | -                 |
| 93283 CDC - INVESTIGATIONS AND TECHNICAL ASSISTANCE            | 53,821            | -                 | 53,821             | 337               | -              | 53,484            |
| 97004 STATE DOMESTIC PREPAREDNESS EQUIP SUPPORT                | -                 | 300,615           | 300,615            | -                 | -              | 300,615           |
| 97012 BOATING SAFETY FINANCIAL ASSISTANCE                      | 698,576           | 994,712           | 1,693,288          | 944,557           | -              | 748,731           |
| 97017 PRE-DISASTER MITIGATION (PDM) COMPETITIVE GRANTS         | 847,398           | -                 | 847,398            | 98,444            | -              | 748,954           |
| 97021 HAZARDOUS MATERIALS ASSISTANCE PROGRAM                   | 9,935             | -                 | 9,935              | -                 | -              | 9,935             |
| 97023 COMMUNITY ASSISTANCE - STATE SUPPORT SERVICES            | 284,263           | 193,000           | 477,263            | 276,863           | -              | 200,400           |
| 97029 FLOOD MITIGATION ASSISTANCE                              | 820,654           | -                 | 820,654            | 69,563            | -              | 751,091           |
| 97036 DEPARTMENT OF HOMELAND SECURITY                          | 328,215           | -                 | 328,215            | 116,474           | -              | 211,741           |
| 97039 HAZARD MITIGATION GRANT                                  | 159,242           | -                 | 159,242            | -                 | -              | 159,242           |
| 97041 NATIONAL DAM SAFETY PROGRAM                              | 63,049            | 102,301           | 165,350            | 3,887             | -              | 161,463           |
| 97047 PRE-DISASTER MITIGATION                                  | 11,722            | -                 | 11,722             | -                 | -              | 11,722            |
| 99125 OTHER FEDERAL ASSISTANCE                                 | 52,453            | -                 | 52,453             | -                 | -              | 52,453            |
| <b>AGENCY TOTAL</b>  | <b>40,951,461</b> | <b>50,626,163</b> | <b>91,577,624</b>  | <b>39,315,942</b> | -              | <b>52,261,682</b> |
| <b>COMMISSION ON ARTS, TOURISM, CULTURE, HISTORY, AND FILM</b> |                   |                   |                    |                   |                |                   |
| 15904 HISTORIC PRESERVATION FUND GRANTS-IN-AID                 | 668,242           | 729,271           | 1,397,513          | 606,838           | -              | 790,675           |
| 15909 HISTORIC AMERICAN BUILDINGS SURVEY                       | 466               | -                 | 466                | -                 | -              | 466               |
| 45025 PROMOTION OF THE ARTS - PARTNERSHIP AGREEMENTS           | 164,004           | 786,901           | 950,905            | 646,525           | -              | 304,380           |
| 84401 IMPACT AID SCHOOL CONSTRUCTION, RECOVERY                 | -                 | 306,100           | 306,100            | 306,100           | -              | -                 |
| 93667 SOCIAL SERVICES BLOCK GRANT                              | 1,385             | (93)              | 1,292              | -                 | -              | 1,292             |
| <b>AGENCY TOTAL</b>  | <b>834,097</b>    | <b>1,822,179</b>  | <b>2,656,276</b>   | <b>1,559,463</b>  | -              | <b>1,096,813</b>  |
| <b>DEPARTMENT OF ECONOMIC AND COMMUNITY DEVELOPMENT</b>        |                   |                   |                    |                   |                |                   |
| 14195 SECTION 8 HOUSING ASSISTANCE PAYMENT PR                  | 2,737,835         | 3,541,668         | 6,279,503          | 5,555,394         | -              | 724,109           |
| 14228 COMMUNITY DEVELOPMENT BLOCK GRANTS                       | 44,292,217        | 14,308,935        | 58,601,152         | 27,551,201        | -              | 31,049,951        |
| 14239 HOME INVESTMENT PARTNERSHIPS PROGRAM                     | 32,973,004        | 14,694,639        | 47,667,643         | 16,823,318        | -              | 30,844,325        |
| 14255 CDBG STATE'S PROGRAM                                     | -                 | 3,833,654         | 3,833,654          | 669,265           | -              | 3,164,389         |
| 66818 BROWNFIELD ASSESS./CLEANUP COOPERATIVE AGREEMENTS        | 1,178,483         | 1,168,000         | 2,346,483          | 74,996            | -              | 2,271,487         |
| 81042 WEATHERIZATION ASSISTANCE FOR LOW-INCOME                 | -                 | 20,000            | 20,000             | 1,890             | -              | 18,110            |
| <b>AGENCY TOTAL</b>  | <b>81,181,539</b> | <b>37,566,896</b> | <b>118,748,435</b> | <b>50,676,064</b> | -              | <b>68,072,371</b> |
| <b>CONNECTICUT AGRICULTURAL EXPERIMENT STATION</b>             |                   |                   |                    |                   |                |                   |
| 10001 AGRICULTURAL RESEARCH - BASIC & APPLIED RESEARCH         | 331,641           | 1,352,868         | 1,684,509          | 747,634           | -              | 936,875           |
| 10025 PLANT & ANIMAL DISEASE, PEST CONTROL & ANIMAL CARE       | 146,392           | 299,111           | 445,503            | 232,060           | -              | 213,443           |
| 10170 SPECIALTY CROP BLOCK GRANT PROGRAM - FAR                 | 23,891            | 50,000            | 73,891             | 36,465            | -              | 37,426            |
| 10200 GRANTS FOR AGRICULTURAL RESEARCH - SPECIAL               | 63,878            | 34,592            | 98,470             | 35,781            | -              | 62,689            |
| 10202 COOPERATIVE FORESTRY RESEARCH                            | 17,517            | 245,739           | 263,256            | 140,517           | -              | 122,739           |
| 10203 AGRICULTURAL EXPERIMENT STATION - HATCH ACT              | 715,373           | 1,155,283         | 1,870,656          | 703,266           | -              | 1,167,390         |
| 10206 GRANTS FOR AGRICULTURAL RESEARCH - COMPETITIVE           | 226,544           | (50,000)          | 176,544            | 54,461            | -              | 122,083           |
| 10215 SUSTAINABLE AGRICULTURE RESEARCH AND EDUCATION           | -                 | 195,498           | 195,498            | 28,151            | -              | 167,347           |
| 10303 INTEGRATED PROGRAMS                                      | 7,070             | -                 | 7,070              | 7,070             | -              | -                 |
| 10310 AGRICULTURE AND FOOD RESEARCH INITIATIVE                 | -                 | 125,753           | 125,753            | 21,773            | -              | 103,980           |
| 10500 COOPERATIVE EXTENSION SERVICE                            | 35,459            | -                 | 35,459             | 12,186            | -              | 23,273            |
| 10680 FOREST HEALTH PROTECTION                                 | 124,099           | 499,320           | 623,419            | 386,604           | -              | 236,815           |

**SCHEDULE C-7**

|  | CONTINUED                     |                    | TOTAL              |                    | APPROPRIATIONS |                    |
|--|-------------------------------|--------------------|--------------------|--------------------|----------------|--------------------|
|  | AND INITIAL<br>APPROPRIATIONS | ADJUSTMENTS        | APPROPRIATIONS     | EXPENDITURES       | LAPSED         | CONTINUED          |
| 47082 TRANS-NSF RECOVERY ACT RESEARCH SUPPORT                  | -                             | 224,986            | 224,986            | 72,041             | -              | 152,945            |
| 66605 PERFORMANCE PARTNERSHIP GRANTS                           | 12,570                        | 38,000             | 50,570             | 30,761             | -              | 19,809             |
| 66700 CONSOLIDATED PESTICIDE ENFORCEMENT MONITOR               | 40,950                        | -                  | 40,950             | 40,950             | -              | -                  |
| 66714 PESTICIDE ENVIRONMENTAL STEWARDSHIP                      | 34                            | -                  | 34                 | 34                 | -              | -                  |
| 93069 PUBLIC HEALTH EMERGENCY PREPAREDNESS                     | -                             | 98,518             | 98,518             | 94,469             | -              | 4,049              |
| 93283 CDC - INVESTIGATIONS AND TECHNICAL ASSISTANCE            | 294,760                       | 24,267             | 319,027            | 239,055            | -              | 79,972             |
| 93448 FOOD SAFETY AND SECURITY MONITORING PROJECT              | 149,115                       | 350,000            | 499,115            | 422,115            | -              | 77,000             |
| 93942 LYME DISEASE RESEARCH AND TREATMENT                      | 269,638                       | 250,000            | 519,638            | 257,903            | -              | 261,735            |
| <b>AGENCY TOTAL</b>  | <b>2,446,957</b>              | <b>4,893,935</b>   | <b>7,352,866</b>   | <b>3,563,296</b>   | -              | <b>3,789,570</b>   |
| <b>DEPARTMENT OF PUBLIC HEALTH</b>                             |                               |                    |                    |                    |                |                    |
| 10557 SPECIAL SUPPLEMENT NUTRITION PROGRAM - WIC               | 5,805,092                     | 51,607,591         | 57,412,683         | 48,197,833         | -              | 9,214,850          |
| 10559 SUMMER FOOD SERVICE PROGRAM FOR CHILDREN                 | 17,162                        | 8,000              | 25,162             | 14,415             | -              | 10,747             |
| 10561 STATE MATCHING GRANT FOR FOOD STAMPS                     | 137,831                       | 647,079            | 784,910            | 487,002            | -              | 297,908            |
| 10578 WIC GRANTS TO STATES (WGS)                               | -                             | 391,270            | 391,270            | 156,275            | -              | 234,995            |
| 16579 BYRNE FORMULA GRANT PROGRAM                              | 2,600                         | -                  | 2,600              | -                  | -              | 2,600              |
| 20600 STATE AND COMMUNITY HIGHWAY SAFETY                       | 175,901                       | 43,001             | 218,902            | 51,323             | -              | 167,579            |
| 66032 STATE INDOOR RADON GRANTS                                | 131,331                       | 170,001            | 301,332            | 141,298            | -              | 160,034            |
| 66034 SURVEYS, STUDIES INVESTIGATIONS, CLEAN AIR ACT           | 359,426                       | -                  | 359,426            | 98,771             | -              | 260,655            |
| 66110 HEALTHY COMMUNITIES GRANT PROGRAM                        | -                             | 35,000             | 35,000             | 17,502             | -              | 17,498             |
| 66432 PUBLIC WATER SYSTEM SUPERVISION                          | 436,194                       | 1,855,300          | 2,291,494          | 1,305,025          | -              | 986,469            |
| 66468 DRINKING WATER STATE REVOLVING LOAN FUND                 | 25,341,284                    | (5,307,833)        | 20,033,451         | 7,062,721          | -              | 12,970,730         |
| 66471 SMALL WATER SYSTEM OPERATOR CERTIFICATION COSTS          | 813,880                       | (4,187)            | 809,693            | 147,441            | -              | 662,252            |
| 66472 BEACH MONITORING AND NOTIFICATION PROGRAM                | 219,100                       | 223,000            | 442,100            | 232,169            | -              | 209,931            |
| 66474 WATER PROTECTION GRANTS TO THE STATES                    | 202,924                       | 50,000             | 252,924            | 11,512             | -              | 241,412            |
| 66500 ENVIRONMENTAL PROTECTION-CONSOLIDATED RESEARCH           | 12,263                        | -                  | 12,263             | -                  | -              | 12,263             |
| 66605 PERFORMANCE PARTNERSHIP GRANTS                           | 28,502                        | -                  | 28,502             | -                  | -              | 28,502             |
| 66606 SURVEYS, STUDIES, INVESTIGATIONS & SPECIAL PURPOSE       | 12,404                        | -                  | 12,404             | 3,686              | -              | 8,718              |
| 66701 TOXIC SUBSTANCES COMPLIANCE MONITORING                   | 122,803                       | 186,000            | 308,803            | 121,009            | -              | 187,794            |
| 66707 TSCA TITLE IV - CERTIFY LEAD-BASED PAINT PROFESSIONALS   | 265,022                       | 294,812            | 559,834            | 315,889            | -              | 243,945            |
| 93000 VARIOUS PROGRAMS   | 2,204,094                     | 2,100,697          | 4,304,791          | 2,308,449          | -              | 1,996,342          |
| 93048 AGING PROGRAMS - TITLE IV - TRAIN/RESEARCH/DISCRETIONARY | 945                           | 4,000              | 4,945              | 4,892              | -              | 53                 |
| 93064 LABORATORY TRAINING, EVALUATION, AND QUALITY ASSURANCE   | -                             | 342,879            | 342,879            | 284,723            | -              | 58,156             |
| 93066 VITAL STATISTICS RE-ENGINEERING PROGRAM                  | -                             | 158,591            | 158,591            | 99,547             | -              | 59,044             |
| 93069 PUBLIC HEALTH EMERGENCY AWARENESS                        | 247,261                       | 29,811,161         | 30,058,422         | 15,842,108         | -              | 14,216,314         |
| 93070 ENVIRONMENTAL PUBLIC HEALTH AND EMERGENCY                | -                             | 400,000            | 400,000            | 249,336            | -              | 150,664            |
| 93089 EMERGENCY SYSTEM FOR ADVANCE REGISTRATION                | -                             | 60,000             | 60,000             | 60,000             | -              | -                  |
| 93110 MATERNAL AND CHILD HEALTH                                | 863,866                       | 1,625,219          | 2,489,085          | 1,498,359          | -              | 990,726            |
| 93116 TUBERCULOSIS CONTROL PROGRAM                             | 326,026                       | 627,401            | 953,427            | 576,488            | -              | 376,939            |
| 93127 EMERGENCY MEDICAL SERVICES FOR CHILDREN                  | 213,474                       | 130,000            | 343,474            | 110,161            | -              | 233,313            |
| 93130 PRIMARY CARE SERVICES PLANNING                           | 154,955                       | 86,540             | 241,495            | 117,162            | -              | 124,333            |
| 93136 INJURY PREVENTION/CONTROL RESEARCH - STATE & COMM        | 388,684                       | 586,199            | 974,883            | 659,950            | -              | 314,933            |
| 93165 GRANTS FOR STATE LOAN REPAYMENT                          | 1,035,745                     | 240,000            | 1,275,745          | 180,104            | -              | 1,095,641          |
| 93197 CHILDHOOD LEAD POISONING PREVENTION                      | 544,588                       | 834,934            | 1,379,522          | 910,691            | -              | 468,831            |
| 93226 RESEARCH ON HEALTHCARE COST, QUALITY & OUTCOMES          | 34,351                        | -                  | 34,351             | -                  | -              | 34,351             |
| 93235 ABSTINENCE EDUCATION                                     | 126,566                       | -                  | 126,566            | -                  | -              | 126,566            |
| 93240 STATE CAPACITY BUILDING                                  | 413,614                       | 595,720            | 1,009,334          | 543,688            | -              | 465,646            |
| 93251 UNIVERSAL NEWBORN HEARING SCREENING                      | 230,062                       | 299,936            | 529,998            | 212,107            | -              | 317,891            |
| 93259 RURAL ACCESS TO EMERGENCY DEVICES                        | 7,598                         | -                  | 7,598              | -                  | -              | 7,598              |
| 93262 OCCUPATIONAL SAFETY AND HEALTH RESEARCH GRANTS           | 127,975                       | 118,125            | 246,100            | 92,615             | -              | 153,485            |
| 93268 IMMUNIZATION GRANTS                                      | 1,640,950                     | 5,287,417          | 6,928,367          | 4,150,465          | -              | 2,777,902          |
| 93283 CDC - INVESTIGATIONS AND TECHNICAL ASSISTANCE            | 12,287,173                    | 8,016,170          | 20,303,343         | 8,109,146          | -              | 12,194,197         |
| 93296 STATE PARTNERSHIP GRANT PROG TO IMPROVE MINORITY HEALTH  | 31,926                        | 125,000            | 156,926            | 135,636            | -              | 21,290             |
| 93414 ARPA - STATE PRIMARY CARE OFFICES                        | -                             | 36,775             | 36,775             | 17,321             | -              | 19,454             |
| 93566 REFUGEE AND ENTRANT ASSISTANCE - STATE                   | -                             | -                  | -                  | 2,469              | -              | (2,469)            |
| 93576 REFUGEE & ENTRANT ASSISTANCE - DISCRETIONARY             | 177,410                       | -                  | 177,410            | -                  | -              | 177,410            |
| 93667 SOCIAL SERVICES BLOCK GRANT                              | 522,599                       | 666,790            | 1,189,389          | 666,789            | -              | 522,600            |
| 93671 FAMILY VIOLENCE PREVENTION AND SERVICES                  | 11,567                        | -                  | 11,567             | -                  | -              | 11,567             |
| 93712 ARRA IMMUNIZATION  | -                             | 955,672            | 955,672            | 58,423             | -              | 897,249            |
| 93717 ARRA ELC TO PREVENT HAIS                                 | -                             | 878,049            | 878,049            | 32,303             | -              | 845,746            |
| 93719 ARRA - STATE GRANTS TO PROMOTE HEALTH                    | -                             | 7,297,930          | 7,297,930          | 223,861            | -              | 7,074,069          |
| 93720 ARRA - SURVEY AND CERTIFICATION AMBULATORY               | -                             | 105,959            | 105,959            | 30,960             | -              | 74,999             |
| 93723 ARRA - PREVENTION AND WELLNESS                           | -                             | 1,285,893          | 1,285,893          | 85,780             | -              | 1,200,113          |
| 93777 CERTIFICATION OF HEALTH CARE PROVIDERS & SUPPLIERS       | 3,178,815                     | 5,658,215          | 8,837,030          | 4,840,269          | -              | 3,996,761          |
| 93889 NATIONAL BIOTERRORISM HOSPITAL PREPAREDNESS              | 5,020,679                     | 5,367,770          | 10,388,449         | 5,435,266          | -              | 4,953,183          |
| 93914 HIV EMERGENCY RELIEF PROJECT GRANTS                      | 20,997                        | -                  | 20,997             | -                  | -              | 20,997             |
| 93917 HIV CARE FORMULA GRANTS                                  | 31,749,557                    | 26,045,283         | 57,794,840         | 23,863,317         | -              | 33,931,523         |
| 93919 STATE-BASED BREAST/CERVICAL CANCER EARLY DETECTION       | 246,895                       | -                  | 246,895            | -                  | -              | 246,895            |
| 93926 HEALTHY START INITIATIVES                                | 99,159                        | 1,500,000          | 1,599,159          | 451,343            | -              | 1,147,816          |
| 93938 SUPPORT SCHOOL HEALTH EDUCATION TO PREVENT AIDS          | 131,141                       | 178,000            | 309,141            | 103,470            | -              | 205,671            |
| 93940 HIV PREVENTION ACTIVITIES - HEALTH DEPARTMENT            | 4,374,609                     | 7,145,353          | 11,519,962         | 6,300,229          | -              | 5,219,733          |
| 93942 LYME DISEASE RESEARCH AND TREATMENT                      | 87,724                        | -                  | 87,724             | -                  | -              | 87,724             |
| 93944 HIV/AIDS SURVEILLANCE                                    | 1,034,978                     | 912,236            | 1,947,214          | 703,967            | -              | 1,243,247          |
| 93945 CHRONIC DISEASE PREVENTION AND HEALTH PROMOTION          | 177,544                       | -                  | 177,544            | 40,871             | -              | 136,673            |
| 93952 IMPROVING EMS/TRAUMA CARE IN RURAL AREAS                 | 62,165                        | -                  | 62,165             | -                  | -              | 62,165             |
| 93977 PREVENTIVE HEALTH SERVICES - STD                         | 392,250                       | 912,645            | 1,304,895          | 752,751            | -              | 552,144            |
| 93988 STATE-BASED DIABETES CONTROL PROGRAMS                    | 33,350                        | -                  | 33,350             | (10,157)           | -              | 43,507             |
| 93991 PREVENTIVE HEALTH & HEALTH SERVICES BLOCK GRANT          | 1,553,042                     | 1,518,001          | 3,071,043          | 1,530,474          | -              | 1,540,569          |
| 93994 MATERNAL AND CHILD HEALTH SERVICES BLOCK GRANT           | 2,687,572                     | 4,747,647          | 7,435,219          | 5,145,014          | -              | 2,290,205          |
| 96000 SOCIAL SECURITY ADMINISTRATION                           | 93,594                        | 28,596             | 122,190            | 16,861             | -              | 105,329            |
| 97067 HOMELAND SECURITY GRANT PROGRAM                          | 93,464                        | 170,000            | 263,464            | 103,401            | -              | 160,063            |
| 99125 OTHER FEDERAL ASSISTANCE                                 | 175,348                       | (175,348)          | -                  | -                  | -              | -                  |
| <b>AGENCY TOTAL</b>  | <b>106,888,031</b>            | <b>166,884,489</b> | <b>273,772,520</b> | <b>144,904,480</b> | -              | <b>128,868,040</b> |

**SCHEDULE C-7**

|  | CONTINUED         |                   | TOTAL             |                   | APPROPRIATIONS |                   |
|--|-------------------|-------------------|-------------------|-------------------|----------------|-------------------|
|  | AND INITIAL       | ADJUSTMENTS       | APPROPRIATIONS    | EXPENDITURES      | LAPSED         | CONTINUED         |
| <b>DEPARTMENT OF DEVELOPMENTAL SERVICES</b>                  |                   |                   |                   |                   |                |                   |
| 84027 SPECIAL EDUCATION - STATE GRANTS                       | 92,686            | 1,000,000         | 1,092,686         | 996,353           | -              | 96,333            |
| 84169 INDEPENDENT LIVING - STATE GRANTS                      | -                 | 10,000            | 10,000            | -                 | -              | 10,000            |
| 84181 GRANTS FOR INFANTS AND FAMILIES WITH DISABILITIES      | 479,933           | 4,115,034         | 4,594,967         | 3,207,521         | -              | 1,387,446         |
| 84393 SPECIAL GRANTS - GRANTS FOR INFANTS                    | -                 | 4,559,747         | 4,559,747         | 4,559,747         | -              | -                 |
| 93110 MATERNAL AND CHILD HEALTH                              | -                 | 5,000             | 5,000             | 5,000             | -              | -                 |
| 93630 DEVELOPMENTAL DISABILITIES - BASIC SUPPORT/ADVOCACY    | 633,924           | 725,688           | 1,359,612         | 611,769           | -              | 747,843           |
| 93667 SOCIAL SERVICES BLOCK GRANT                            | 2,246,282         | 2,814,710         | 5,060,992         | 2,898,187         | -              | 2,162,805         |
| 93768 COMPETITIVE EMPLOYMENT OF PEOPLE WITH DISABILITIES     | 24,200            | 250,000           | 274,200           | 24,375            | -              | 249,825           |
| 93994 MATERNAL AND CHILD HEALTH SERVICES BLOCK               | -                 | 5,000             | 5,000             | 5,000             | -              | -                 |
| 97044 ASSISTANCE TO FIREFIGHTERS GRANT                       | 64,028            | 18,040            | 82,068            | 47,120            | -              | 34,948            |
| <b>AGENCY TOTAL</b>  | <b>3,541,053</b>  | <b>13,503,219</b> | <b>17,044,272</b> | <b>12,355,072</b> | <b>-</b>       | <b>4,689,200</b>  |
| <b>DEPARTMENT OF MENTAL HEALTH</b>                           |                   |                   |                   |                   |                |                   |
| 14235 SUPPORTIVE HOUSING PROGRAM                             | 335,258           | 2,140,315         | 2,475,573         | 1,371,937         | -              | 1,103,636         |
| 14238 SHELTER PLUS CARE                                      | 15,033,185        | 11,726,492        | 26,759,677        | 8,499,303         | -              | 18,260,374        |
| 16579 BYRNE FORMULA GRANT PROGRAM                            | 9,450             | -                 | 9,450             | 9,450             | -              | -                 |
| 93003 PUBLIC HEALTH AND SOCIAL SERVICES EMERGENCY FUND       | 40,000            | 155,200           | 195,200           | 140,000           | -              | 55,200            |
| 93148 COOPERATIVE AGREEMENTS - HOMELESS INDIVIDUALS          | 1,094             | -                 | 1,094             | -                 | -              | 1,094             |
| 93150 ASSISTANCE IN TRANSITION FROM HOMELESSNESS (PATH)      | 115,334           | 786,000           | 901,334           | 744,136           | -              | 157,198           |
| 93230 CONSOLIDATED KNOWLEDGE DEVELOPMENT & APPLICATION       | 3,316             | -                 | 3,316             | (55)              | -              | 3,371             |
| 93242 MENTAL HEALTH RESEARCH GRANTS                          | 4,595             | -                 | 4,595             | -                 | -              | 4,595             |
| 93243 SUBSTANCE ABUSE/MENTAL HEALTH SERVICES                 | 7,551,393         | 5,898,700         | 13,450,093        | 8,255,955         | -              | 5,194,138         |
| 93275 SUBSTANCE ABUSE & MENTAL HEALTH SERVICES-RECOVERY      | 2,025,586         | 5,248,836         | 7,274,422         | 4,815,245         | -              | 2,459,177         |
| 93279 DRUG ABUSE RESEARCH PROGRAMS                           | -                 | 206,054           | (194,054)         | 12,000            | -              | 12,000            |
| 93630 DEVELOPMENTAL DISABILITIES - BASIC SUPPORT/ADVOCACY    | 888               | -                 | 888               | -                 | -              | 888               |
| 93667 SOCIAL SERVICES BLOCK GRANT                            | 252,679           | 2,023,520         | 2,276,199         | 2,242,033         | -              | 34,166            |
| 93768 COMPETITIVE EMPLOYMENT OF PEOPLE WITH DISABILITIES     | 162,748           | 162,747           | 325,495           | 162,747           | -              | 162,748           |
| 93779 HEALTH CARE FINANCE RESEARCH/DEMONSTRATION/EVALUATION  | 261,753           | -                 | 261,753           | 164,242           | -              | 97,511            |
| 93891 ALCOHOL RESEARCH CENTER GRANTS                         | 538,788           | 178,311           | 717,099           | 179,963           | -              | 537,136           |
| 93958 COMMUNITY MENTAL HEALTH SERVICES BLOCK GRANT           | 1,586,942         | 4,171,794         | 5,758,736         | 4,233,863         | -              | 1,524,873         |
| 93959 SUBSTANCE ABUSE PREVENTION & TREATMENT BLOCK           | 7,908,543         | 17,071,088        | 24,979,631        | 18,310,487        | -              | 6,669,144         |
| <b>AGENCY TOTAL</b>  | <b>36,037,606</b> | <b>49,368,949</b> | <b>85,406,555</b> | <b>49,129,306</b> | <b>-</b>       | <b>36,277,249</b> |
| <b>DEPARTMENT OF SOCIAL SERVICES</b>                         |                   |                   |                   |                   |                |                   |
| 10551 FOOD STAMPS  | 1,404,985         | 2,007,292         | 3,412,277         | 1,047,499         | -              | 2,364,778         |
| 10561 STATE MATCHING GRANT FOR FOOD STAMPS                   | 3,823,224         | 9,466,843         | 13,290,067        | 6,738,711         | -              | 6,551,356         |
| 10568 EMERGENCY FOOD ASSISTANCE PROGRAM                      | 322,838           | 696,851           | 1,019,689         | 767,763           | -              | 251,926           |
| 14181 SUPPORTIVE HOUSING FOR PERSONS WITH DISABILITIES       | -                 | 1,686,270         | 1,686,270         | 1,441,500         | -              | 244,770           |
| 14191 MULTIFAMILY HOUSING SERVICE COORDINATORS               | 223,065           | 331,912           | 554,977           | 352,252           | -              | 202,725           |
| 14231 EMERGENCY SHELTER GRANTS PROGRAM                       | -                 | 1,159,765         | 1,159,765         | 1,117,032         | -              | 42,733            |
| 14241 HOUSING OPPORTUNITIES FOR PERSONS WITH AIDS            | 1,460             | 268,902           | 270,362           | 267,540           | -              | 2,822             |
| 14257 HOMELESS PREVENTION                                    | -                 | 10,818,309        | 10,818,309        | 3,287,361         | -              | 7,530,948         |
| 14856 LOW INCOME HOUSING - SECTION 8 MODERATE REHAB          | 59,919            | 76,858            | 136,777           | 100,660           | -              | 36,117            |
| 14871 SECTION 8 HOUSING CHOICE VOUCHERS                      | 27,839,121        | 69,888,789        | 97,727,910        | 62,467,794        | -              | 35,260,116        |
| 14900 LEAD-BASED PAINT HAZARD CONTROL PROGRAM                | 1,037,519         | 6,000,000         | 7,037,519         | 2,061,875         | -              | 4,975,644         |
| 17235 SENIOR COMMUNITY SERVICE EMPLOYMENT                    | 259,543           | 1,783,092         | 2,042,635         | 1,610,088         | -              | 432,547           |
| 81042 WEATHERIZATION ASSISTANCE FOR LOW-INCOME PERSONS       | 10,969,846        | 57,879,452        | 68,849,298        | 13,044,963        | -              | 55,804,335        |
| 84126 REHABILITATION SERVICES - VOCATIONAL REHAB GRANTS      | 7,892,806         | 21,627,052        | 29,519,858        | 16,832,839        | -              | 12,687,019        |
| 84169 INDEPENDENT LIVING - STATE GRANTS                      | 354,251           | 266,036           | 620,287           | 255,817           | -              | 364,470           |
| 84187 SUPPORTED EMPLOYMENT SERVICES - SEVERE HANDICAPS       | 302,584           | 255,000           | 557,584           | 112,181           | -              | 445,403           |
| 84224 ASSISTIVE TECHNOLOGY                                   | 575,429           | 393,909           | 969,338           | 438,604           | -              | 530,734           |
| 84265 STATE VOCATIONAL REHABILITATION IN-SERVICE TRAINING    | 78,315            | 98,163            | 176,478           | 47,577            | -              | 128,901           |
| 84390 BASIC SUPPORT  | 1,417,177         | 1,417,176         | 2,834,353         | 587,218           | -              | 2,247,135         |
| 84398 STATE INDEPENDENT LIVING SERVICES                      | 206,476           | 36,437            | 242,913           | -                 | -              | 242,913           |
| 93041 AGING PROGRAMS - TITLE VII CHAPTER 3-ABUSE PREVENTION  | 31,331            | 57,802            | 89,133            | 53,609            | -              | 35,524            |
| 93043 AGING PROGRAMS - TITLE III PART F - PREVENT DISEASE    | 114,120           | 263,786           | 377,906           | 246,139           | -              | 131,767           |
| 93044 AGING PROGRAMS - TITLE III PART B - SUPPORT SERVICES   | 1,773,188         | 4,630,158         | 6,403,346         | 4,172,028         | -              | 2,231,318         |
| 93045 AGING PROGRAMS - TITLE III PART C - NUTRITION SERVICES | 3,461,328         | 7,790,055         | 11,251,383        | 7,148,534         | -              | 4,102,849         |
| 93048 AGING PROGRAMS - TITLE IV - TRAIN/RESEARCH/DISCRETION  | 812,936           | 689,161           | 1,502,097         | 950,247           | -              | 551,850           |
| 93052 FAMILY CAREGIVER SUPPORT                               | 758,237           | 1,827,587         | 2,585,824         | 1,682,915         | -              | 902,909           |
| 93053 NUTRITION SERVICES INCENTIVE PROGRAM                   | 602,986           | 1,442,201         | 2,045,187         | 1,382,741         | -              | 662,446           |
| 93071 MEDICARE ENROLLMENT ASSISTANCE PROGRAM                 | -                 | 56,816            | 56,816            | 28,407            | -              | 28,409            |
| 93072 LIFESPAN RESPITE CARE PROGRAM                          | -                 | 199,934           | 199,934           | -                 | -              | 199,934           |
| 93086 HEALTHY MARRIAGE & RESPONSIBLE FATHERHOOD GRANT        | 612,684           | 1,000,000         | 1,612,684         | 1,001,988         | -              | 610,696           |
| 93110 MATERNAL AND CHILD HEALTH                              | 3,000             | 10,000            | 13,000            | 3,000             | -              | 10,000            |
| 93234 TRAUMATIC BRAIN INJURY STATE DEMONSTRATION GRANT       | 50,583            | -                 | 50,583            | 49,332            | -              | 1,251             |
| 93563 CHILD SUPPORT ENFORCEMENT                              | 793,445           | 642,000           | 1,435,445         | 1,434,000         | -              | 1,445             |
| 93566 REFUGEE AND ENTRANT ASSISTANCE - STATE                 | 928,647           | 576,532           | 1,505,179         | 1,159,416         | -              | 345,763           |
| 93568 LOW-INCOME HOME ENERGY ASSISTANCE                      | 28,455,267        | 106,491,456       | 134,946,723       | 122,754,586       | -              | 12,192,137        |
| 93569 COMMUNITY SERVICES BLOCK GRANT                         | 13,178,939        | 8,393,382         | 21,572,321        | 15,268,332        | -              | 6,303,989         |
| 93576 REFUGEE & ENTRANT ASSISTANCE - DISCRETIONARY           | 110,999           | 478,900           | 589,899           | 442,575           | -              | 147,324           |
| 93590 COMMUNITY-BASED FAMILY RESOURCE                        | -                 | 1,738,202         | 1,738,202         | 448,801           | -              | 1,289,401         |
| 93597 GRANTS FOR ACCESS & VISITATION PROGRAMS                | 109,229           | 99,204            | 208,433           | 83,000            | -              | 125,433           |
| 93600 HEAD START   | 156,218           | 124,999           | 281,217           | 118,407           | -              | 162,810           |
| 93667 SOCIAL SERVICES BLOCK GRANT                            | 2,350,974         | 36,888,836        | 39,239,810        | 36,698,570        | -              | 2,541,240         |
| 93671 FAMILY VIOLENCE PREVENTION & SERVICES                  | 861,663           | 2,530,430         | 3,392,093         | 1,270,764         | -              | 2,121,329         |
| 93705 HOME DELIVERED MEALS A.R.R.A.                          | 381,912           | -                 | 381,912           | 237,005           | -              | 144,907           |
| 93707 CONGREGATE MEALS A.R.R.A.                              | 775,759           | -                 | 775,759           | 447,826           | -              | 327,933           |
| 93713 CHILD CARE BUREAU, OFFICE OF FAMILY ASSISTANCE         | 3,585,624         | -                 | 3,585,624         | 847,649           | -              | 2,737,975         |
| 93725 ARRA - COMMUNITIES PUTTING PREVENTION TO WORK          | -                 | 400,000           | 400,000           | 590               | -              | 399,410           |
| 93768 COMPETITIVE EMPLOYMENT OF PEOPLE WITH DISABILITIES     | 5,901,735         | 7,260,844         | 13,162,579        | 4,575,573         | -              | 8,587,006         |
| 93778 MEDICAL ASSISTANCE PROGRAM                             | 1,010,639         | 145,776,522       | 146,787,161       | 146,779,979       | -              | 7,182             |
| 93779 HEALTH CARE FINANCE -RESEARCH/DEMONSTRATION/EVAL       | 4,500,684         | 717,844           | 5,218,528         | 2,229,948         | -              | 2,988,580         |

**SCHEDULE C-7**

|   | CONTINUED          |                    | TOTAL              | EXPENDITURES       | APPROPRIATIONS |                    |
|---|--------------------|--------------------|--------------------|--------------------|----------------|--------------------|
|   | AND INITIAL        | ADJUSTMENTS        |                    |                    | LAPSED         | CONTINUED          |
|   | APPROPRIATIONS     |                    | APPROPRIATIONS     |                    |                |                    |
| 93917 HIV CARE FORMULA GRANTS                               | 347,998            | 19,500,000         | 19,847,998         | 18,004,065         | -              | 1,843,933          |
| 93994 MATERNAL AND CHILD HEALTH SERVICES BLOCK              | 100,000            | 200,000            | 300,000            | 280,000            | -              | 20,000             |
| 96001 SOCIAL SECURITY-DISABILITY INSURANCE                  | 1,370,311          | 26,560,642         | 27,930,953         | 20,206,878         | -              | 7,724,075          |
| 96008 SSA - BENEFITS PLANNING, ASSISTANCE & OUTREACH        | 154,183            | 186,208            | 340,391            | 181,202            | -              | 159,189            |
| 97109 DISASTER HOUSING ASSISTANCE GRANT                     | 53,321             | 1,500              | 54,821             | 54,821             | -              | -                  |
| <b>AGENCY TOTAL</b>   | <b>130,116,498</b> | <b>562,693,109</b> | <b>692,809,607</b> | <b>502,822,201</b> | -              | <b>189,987,406</b> |
| <b>DEPARTMENT OF EDUCATION</b>                              |                    |                    |                    |                    |                |                    |
| 10553 SCHOOL BREAKFAST PROGRAM                              | 5,314,331          | 18,988,050         | 24,302,381         | 18,819,691         | -              | 5,482,690          |
| 10555 NATIONAL SCHOOL LUNCH PROGRAM                         | 25,943,556         | 71,796,697         | 97,740,253         | 76,822,261         | -              | 20,917,992         |
| 10556 SPECIAL MILK PROGRAM FOR CHILDREN                     | 295,141            | 275,848            | 570,989            | 282,271            | -              | 288,718            |
| 10558 CHILD AND ADULT CARE FOOD PROGRAM                     | 5,457,534          | 13,384,367         | 18,841,901         | 14,162,270         | -              | 4,679,631          |
| 10559 SUMMER FOOD SERVICE PROGRAM FOR CHILDREN              | 752,812            | 2,304,670          | 3,057,482          | 1,643,128          | -              | 1,414,354          |
| 10560 STATE ADMINISTRATIVE EXPENSES FOR CHILD NUTRITION     | 799,394            | 1,246,580          | 2,045,974          | 1,046,952          | -              | 999,022            |
| 10574 TEAM NUTRITION GRANTS                                 | 110,258            | -                  | 110,258            | 54,932             | -              | 55,326             |
| 10579 CHILD NUTRITION DISCRETIONARY GRANT                   | 785,878            | 50,268             | 836,146            | 836,143            | -              | 3                  |
| 10582 FRESH FRUIT AND VEGETABLE PROGRAM                     | 2,726              | 1,099,313          | 1,102,039          | 1,062,389          | -              | 39,650             |
| 84002 ADULT EDUCATION - STATE GRANT PROGRAM                 | 2,987,331          | 5,547,237          | 8,534,568          | 7,347,065          | -              | 1,187,503          |
| 84010 TITLE I GRANTS TO LOCAL EDUCATIONAL AGENCIES          | 29,006,908         | 114,701,713        | 143,708,621        | 124,004,406        | -              | 19,704,215         |
| 84013 TITLE I PROGRAM-NEGLECTED AND DELINQUENT CHILDREN     | 452,986            | 1,249,012          | 1,701,998          | 966,147            | -              | 735,851            |
| 84027 SPECIAL EDUCATION - STATE GRANTS                      | 37,801,740         | 134,337,138        | 172,138,878        | 137,206,903        | -              | 34,931,975         |
| 84048 VOCATIONAL EDUCATION - BASIC GRANTS TO STATES         | 1,198,929          | 10,228,554         | 11,427,483         | 11,281,213         | -              | 146,270            |
| 84063 PELL GRANT PROGRAM                                    | 14,773             | 441,660            | 456,433            | 436,921            | -              | 19,512             |
| 84126 REHABILITATION SERVICES - VOCATIONAL REHAB GRANTS     | -                  | 25,607             | 25,607             | 25,607             | -              | -                  |
| 84173 SPECIAL EDUCATION - PRESCHOOL GRANTS                  | 870,880            | 4,815,907          | 5,686,787          | 4,708,192          | -              | 978,595            |
| 84181 GRANTS FOR INFANT AND FAMILIES WITH DISABILITIES      | -                  | 85,000             | 85,000             | 84,926             | -              | 74                 |
| 84185 BYRD HONORS SCHOLARSHIPS                              | -                  | 456,000            | 456,000            | 456,000            | -              | -                  |
| 84186 SAFE AND DRUG-FREE SCHOOLS - STATE GRANTS             | 841,211            | 2,332,125          | 3,173,336          | 2,242,021          | -              | 931,315            |
| 84196 EDUCATION OF HOMELESS CHILDREN AND YOUTH              | 153,507            | 307,345            | 460,852            | 294,004            | -              | 166,848            |
| 84213 EVEN START - STATE EDUCATIONAL AGENCIES               | -                  | 450,810            | 450,810            | 449,248            | -              | 1,562              |
| 84215 FUND FOR THE IMPROVEMENT OF EDUCATION                 | 2,023              | 330,977            | 333,000            | 207,387            | -              | 125,613            |
| 84224 ASSISTIVE TECHNOLOGY                                  | -                  | 42,000             | 42,000             | 21,000             | -              | 21,000             |
| 84243 TECH-PREP EDUCATION                                   | 350,103            | 868,931            | 1,219,034          | 465,012            | -              | 754,022            |
| 84282 CHARTER SCHOOLS                                       | 2,029,441          | -                  | 2,029,441          | 589,695            | -              | 1,439,746          |
| 84287 TITLE IV, PART B, 21ST CENTURY COMMUNITY LEARNING     | 2,459,357          | 8,503,616          | 10,962,973         | 9,275,487          | -              | 1,687,486          |
| 84293 FOREIGN LANGUAGE ASSISTANCE PROGRAM                   | 8,833              | (8,683)            | 150                | 150                | -              | -                  |
| 84298 INNOVATIVE EDUCATION PROGRAM STRATEGIES               | 10,633             | (20,935)           | (10,302)           | (10,302)           | -              | -                  |
| 84318 TECHNOLOGY LITERACY CHALLENGE                         | 837,320            | 1,870,895          | 2,708,215          | 2,344,736          | -              | 363,479            |
| 84323 SPECIAL EDUC. - GRANTS FOR CHILDREN WITH DISABILITIES | 204,450            | 1,000,001          | 1,204,451          | 1,069,259          | -              | 135,192            |
| 84330 ADVANCED PLACEMENT INCENTIVE PROGRAM                  | 629,198            | 960,132            | 1,589,330          | 1,117,651          | -              | 471,679            |
| 84357 TITLE I PART B READING FIRST                          | 4,022,220          | (420,301)          | 3,601,919          | 3,284,299          | -              | 317,620            |
| 84365 TITLE III, LANGUAGE BILINGUAL                         | 2,295,070          | 5,824,993          | 8,120,063          | 5,721,077          | -              | 2,398,986          |
| 84366 MATHEMATICS AND SCIENCE PARTNERSHIP                   | 540,825            | 1,094,417          | 1,635,242          | 707,141            | -              | 928,101            |
| 84367 TITLE II, PART A, TEACHER & PRINCIPAL RECRUITMENT     | 7,317,180          | 26,459,525         | 33,776,705         | 24,966,716         | -              | 8,809,989          |
| 84368 CRIME VICTIM ASSISTANCE                               | 130,159            | -                  | 130,159            | 119,952            | -              | 10,207             |
| 84369 STATE ASSESSMENTS AND RELATED ACTIVITIES              | 398,288            | 5,685,175          | 6,083,463          | 4,691,873          | -              | 1,391,590          |
| 84372 STATEWIDE DATA SYSTEMS                                | 548,988            | 730,874            | 1,279,862          | 893,522            | -              | 386,340            |
| 84377 SCHOOL IMPROVEMENT GRANTS                             | 2,316,544          | 3,923,841          | 6,240,385          | 1,559,480          | -              | 4,680,905          |
| 84386 EDUCATION TECHNOLOGY STATE GRANTS                     | -                  | 4,756,281          | 4,756,281          | 1,844,016          | -              | 2,912,265          |
| 84387 MCKINNEY-VENTO HOMELESS CHILDREN SHELTER              | 336,688            | 25,000             | 361,688            | 339,688            | -              | 22,000             |
| 84388 SCHOOL IMPROVEMENTS GRANTS, RECOVERY ACT              | -                  | 21,818,804         | 21,818,804         | -                  | -              | 21,818,804         |
| 84389 TITLE I GRANTS TO LOCAL EDUCATIONAL AGENCIES          | 35,357,087         | 36,812,969         | 72,170,056         | 45,376,765         | -              | 26,793,291         |
| 84391 SPECIAL EDUCATION GRANTS TO STATES                    | 66,385,734         | 68,966,477         | 135,352,211        | 75,034,980         | -              | 60,317,231         |
| 84392 SPECIAL EDUCATION - PRESCHOOL GRANTS                  | 2,544,507          | 2,544,506          | 5,089,013          | 3,165,585          | -              | 1,923,428          |
| 84394 STATE FISCAL STABILIZATION FUND STATE                 | -                  | 123,246,784        | 123,246,784        | -                  | -              | 123,246,784        |
| 84397 STATE FISCAL STABILIZATION FUND GOVERNMENT            | -                  | 2,832,893          | 2,832,893          | 2,830,768          | -              | 2,125              |
| 93069 PUBLIC HEALTH EMERGENCY PREPAREDNESS                  | -                  | 50,000             | 50,000             | 23,927             | -              | 26,073             |
| 93110 MATERNAL AND CHILD HEALTH                             | 10,000             | 10,000             | 20,000             | 20,000             | -              | -                  |
| 93576 REFUGEE & ENTRANT ASSISTANCE - DISCRETIONARY          | 31,250             | 140,625            | 171,875            | 171,875            | -              | -                  |
| 93768 COMPETITIVE EMPLOYMENT OF PEOPLE WITH DISABILITIES    | 3,000              | 28,410             | 31,410             | 31,410             | -              | -                  |
| 93938 SUPPORT SCHOOL HEALTH EDUCATION TO PREVENT AIDS       | 412,046            | 965,686            | 1,377,732          | 867,891            | -              | 509,841            |
| 94004 LEARN & SERVE AMERICA - SCHOOL/COMMUNITY              | 36,197             | 159,168            | 195,365            | 167,065            | -              | 28,300             |
| 99125 OTHER FEDERAL ASSISTANCE                              | 241,420            | 272,732            | 514,152            | 272,006            | -              | 242,146            |
| <b>AGENCY TOTAL</b>   | <b>242,248,456</b> | <b>703,599,694</b> | <b>945,848,150</b> | <b>591,402,801</b> | -              | <b>354,445,349</b> |
| <b>BOARD OF EDUCATION AND SERVICES FOR THE BLIND</b>        |                    |                    |                    |                    |                |                    |
| 45025 PROMOTION OF THE ARTS-PARTNERSHIP AGREEMENTS          | 2,130              | -                  | 2,130              | -                  | -              | 2,130              |
| 84126 REHABILITATION SERVICES - VOCATIONAL REHAB GRANTS     | 3,525,649          | 3,183,851          | 6,709,500          | 3,633,976          | -              | 3,075,524          |
| 84169 INDEPENDENT LIVING - STATE GRANTS                     | 48,698             | 45,252             | 93,950             | 45,183             | -              | 48,767             |
| 84177 REHAB-INDEPENDENT LIVING FOR OLDER, BLIND INDIVIDUALS | 248,790            | 382,899            | 631,689            | 473,021            | -              | 158,668            |
| 84187 SUPPORTED EMPLOYMENT SERVICES - SEVERE HANDICAPS      | 44,366             | 42,495             | 86,861             | 3,763              | -              | 83,098             |
| 84265 STATE VOCATIONAL REHABILITATION IN-SERVICE TRAINING   | 23,586             | 18,883             | 42,469             | 27,423             | -              | 15,046             |
| 84390 BASIC SUPPORT   | 250,090            | 250,090            | 500,180            | 196,331            | -              | 303,849            |
| 84398 STATE INDEPENDENT LIVING SERVICES                     | 36,437             | -                  | 36,437             | 36,437             | -              | -                  |
| 84399 INDEPENDENT LIVING SERVICES                           | 427,951            | -                  | 427,951            | 241,288            | -              | 186,663            |
| 93667 SOCIAL SERVICES BLOCK GRANT                           | 60,107             | (1,078)            | 59,029             | 9,284              | -              | 49,745             |
| <b>AGENCY TOTAL</b>   | <b>4,667,804</b>   | <b>3,922,392</b>   | <b>8,590,196</b>   | <b>4,666,706</b>   | -              | <b>3,923,490</b>   |
| <b>COMMISSION ON THE DEAF AND HEARING IMPAIRED</b>          |                    |                    |                    |                    |                |                    |
| 93667 SOCIAL SERVICES BLOCK GRANT                           | 16,807             | 200,497            | 217,304            | 118,419            | -              | 98,885             |
| <b>AGENCY TOTAL</b>   | <b>16,807</b>      | <b>200,497</b>     | <b>217,304</b>     | <b>118,419</b>     | -              | <b>98,885</b>      |
| <b>STATE LIBRARY</b>  |                    |                    |                    |                    |                |                    |
| 45310 STATE LIBRARY PROGRAM                                 | 1,407,614          | 2,264,908          | 3,672,522          | 1,848,465          | -              | 1,824,057          |



**SCHEDULE C-7**

|  | CONTINUED        |                   | TOTAL             | EXPENDITURES      | APPROPRIATIONS |                  |
|--|------------------|-------------------|-------------------|-------------------|----------------|------------------|
|  | AND INITIAL      | ADJUSTMENTS       |                   |                   | LAPSED         | CONTINUED        |
|  | APPROPRIATIONS   |                   | APPROPRIATIONS    |                   |                |                  |
| 45312 NATIONAL LEADERSHIP GRANTS                             | 32,188           | 238,605           | 270,793           | 23,376            | -              | 247,417          |
| 84154 PUBLIC LIBRARY CONSTRUCTION & TECHNOLOGY ENHANCE       | 57,483           | -                 | 57,483            | -                 | -              | 57,483           |
| 84167 LIBRARY LITERACY PROGRAM                               | 13,083           | -                 | 13,083            | -                 | -              | 13,083           |
| 89003 NATIONAL HISTORICAL PUBLICATIONS                       | -                | 62,638            | 62,638            | 15,331            | -              | 47,307           |
| 84167 LIBRARY LITERACY PROGRAM                               | 92               | -                 | 92                | -                 | -              | 92               |
| <b>AGENCY TOTAL</b>  | <b>1,510,460</b> | <b>2,566,151</b>  | <b>4,076,611</b>  | <b>1,887,172</b>  | -              | <b>2,189,439</b> |
| <b>DEPARTMENT OF HIGHER EDUCATION</b>                        |                  |                   |                   |                   |                |                  |
| 64124 ALL-VOLUNTEER FORCE EDUCATIONAL ASSISTANCE             | 273,695          | 194,980           | 468,675           | 143,842           | -              | 324,833          |
| 84069 LEVERAGING EDUCATIONAL ASSISTANCE PARTNERSHIP          | -                | 930,656           | 930,656           | 930,656           | -              | -                |
| 84116 IMPROVEMENT OF POSTSECONDARY EDUCATION                 | 66,561           | (68,266)          | (1,705)           | (1,705)           | -              | -                |
| 84185 BYRD HONORS SCHOLARSHIPS                               | 18,720           | 456,000           | 474,720           | 452,312           | -              | 22,408           |
| 84334 GAINING EARLY AWARENESS AND READINESS -UNDERGRAD       | 4,092,738        | 3,009,807         | 7,102,545         | 3,255,155         | -              | 3,847,390        |
| 84367 TITLE II, PART A, TEACHER & PRINCIPAL TRAINING/RECRUIT | 1,102,249        | 692,764           | 1,795,013         | 590,443           | -              | 1,204,570        |
| 84378 COLLEGE ACCESS CHALLENGE GRANT PROGRAM                 | 290,144          | 416,557           | 706,701           | 260,784           | -              | 445,917          |
| 94003 STATE COMMISSION                                       | 240,444          | 250,000           | 490,444           | 230,701           | -              | 259,743          |
| 94006 AMERICORPS   | 1,261,944        | 325,090           | 1,587,034         | 1,176,597         | -              | 410,437          |
| 94007 PLANNING & PROGRAM DEVELOPMENT GRANTS                  | 91,553           | 60,125            | 151,678           | 602               | -              | 151,076          |
| 94009 TRAINING AND TECHNICAL ASSISTANCE                      | 104,673          | 148,801           | 253,474           | 27,868            | -              | 225,606          |
| 94013 VOLUNTEERS IN SERVICE TO AMERICA                       | 20,000           | -                 | 20,000            | -                 | -              | 20,000           |
| <b>AGENCY TOTAL</b>  | <b>7,562,721</b> | <b>6,416,514</b>  | <b>13,979,235</b> | <b>7,067,255</b>  | -              | <b>6,911,980</b> |
| <b>UNIVERSITY OF CONNECTICUT</b>                             |                  |                   |                   |                   |                |                  |
| 99125 OTHER FEDERAL ASSISTANCE                               | 78,064           | -                 | 78,064            | -                 | -              | 78,064           |
| <b>AGENCY TOTAL</b>  | <b>78,064</b>    | -                 | <b>78,064</b>     | -                 | -              | <b>78,064</b>    |
| <b>CHARTER OAK STATE COLLEGE</b>                             |                  |                   |                   |                   |                |                  |
| 84002 ADULT EDUCATION - STATE GRANT PROGRAM                  | -                | 324,838           | 324,838           | 324,810           | -              | 28               |
| 84032 FEDERAL FAMILY EDUCATION LOANS                         | -                | 2,377,902         | 2,377,902         | 2,377,902         | -              | -                |
| 84063 PELL GRANT PROGRAM                                     | -                | 975,686           | 975,686           | 975,686           | -              | -                |
| 84116 FUND FOR THE IMPROVEMENT OF POSTSECONDARY              | -                | 79,608            | 79,608            | 77,769            | -              | 1,839            |
| <b>AGENCY TOTAL</b>  | -                | <b>3,758,034</b>  | <b>3,758,034</b>  | <b>3,756,167</b>  | -              | <b>1,867</b>     |
| <b>DEPARTMENT OF CORRECTION</b>                              |                  |                   |                   |                   |                |                  |
| 16000 LAW ENFORCEMENT  | -                | 110,294           | 110,294           | 67,586            | -              | 42,708           |
| 16202 OFFENDER REENTRY PROGRAM                               | 27,790           | 320,001           | 347,791           | 267,468           | -              | 80,323           |
| 16593 RESIDENTIAL SUBSTANCE ABUSE TREATMENT - PRISONERS      | 36,843           | 66,406            | 103,249           | 85,027            | -              | 18,222           |
| 16606 STATE CRIMINAL ALIEN ASSISTANCE PROGRAM                | 1,894,577        | 1,597,250         | 3,491,827         | 1,856,174         | -              | 1,635,653        |
| 16738 EDWARD BYRNE MEMORIAL JUSTICE ASSISTANCE               | 36,629           | 734,096           | 770,725           | 584,747           | -              | 185,978          |
| 16745 CRIMINAL AND JUVENILE JUSTICE AND MENTAL               | 25,000           | 75,000            | 100,000           | 12,264            | -              | 87,736           |
| 16803 JUSTICE ASSISTANCE GRANT                               | -                | 1,201,254         | 1,201,254         | 495,304           | -              | 705,950          |
| 84013 TITLE I PROGRAM- NEGLECTED AND DELINQUENT CHILDREN     | 230,760          | 872,314           | 1,103,074         | 944,810           | -              | 158,264          |
| 84027 SPECIAL EDUCATION - STATE GRANTS                       | 44,227           | 345,918           | 390,145           | 305,876           | -              | 84,269           |
| 84048 VOCATIONAL EDUCATION - BASIC GRANTS TO STATES          | 74,648           | 75,000            | 149,648           | 84,417            | -              | 65,231           |
| 84186 SAFE AND DRUG-FREE SCHOOLS - STATE GRANT               | -                | 300               | 300               | -                 | -              | 300              |
| 84331 GRANTS - INCARCERATED YOUTHFUL OFFENDERS               | 3,663            | 335,555           | 339,218           | 319,431           | -              | 19,787           |
| 84365 TITLE III, LANGUAGE BILINGUAL                          | 1,558            | -                 | 1,558             | 1,558             | -              | -                |
| 84367 TITLE II, PART A, TEACHER/PRINCIPAL TRAINING/RECRUIT   | 40,420           | 46,636            | 87,056            | 61,911            | -              | 25,145           |
| 84391 SPECIAL EDUCATION GRANTS TO STATES                     | -                | 170,000           | 170,000           | 120,439           | -              | 49,561           |
| 93069 PUBLIC HEALTH EMERGENCY PREPAREDNESS                   | -                | 40,000            | 40,000            | 40,000            | -              | -                |
| 93242 MENTAL HEALTH RESEARCH GRANTS                          | 166              | 7,360             | 7,526             | 4,686             | -              | 2,840            |
| 99125 OTHER FEDERAL ASSISTANCE                               | 106,530          | (106,530)         | -                 | -                 | -              | -                |
| <b>AGENCY TOTAL</b>  | <b>2,522,811</b> | <b>5,890,854</b>  | <b>8,413,665</b>  | <b>5,251,698</b>  | -              | <b>3,161,967</b> |
| <b>DEPARTMENT OF CHILDREN AND FAMILIES</b>                   |                  |                   |                   |                   |                |                  |
| 84013 TITLE I PROGRAM -NEGLECTED AND DELINQUENT CHILDREN     | 3,899            | 105,830           | 109,729           | 109,729           | -              | -                |
| 84027 SPECIAL EDUCATION - STATE GRANTS                       | 24,746           | 332,075           | 356,821           | 320,827           | -              | 35,994           |
| 84048 VOCATIONAL EDUCATION - BASIC GRANTS TO STATES          | 6,234            | 10,000            | 16,234            | 16,227            | -              | 7                |
| 84186 SAFE AND DRUG-FREE SCHOOLS - STATE GRANTS              | 304              | 287               | 591               | 591               | -              | -                |
| 84367 TITLE II, PART A, TEACHER & PRINCIPAL TRAINING/RECRUIT | 17,689           | 13,235            | 30,924            | 17,214            | -              | 13,710           |
| 84391 SPECIAL EDUCATION GRANTS TO STATES                     | -                | 45,757            | 45,757            | 3,836             | -              | 41,921           |
| 93104 CMHS CHILD MENTAL HEALTH SERVICE INITIATIVE            | 730,425          | 1,492,000         | 2,222,425         | 1,842,534         | -              | 379,891          |
| 93110 MATERNAL AND CHILD HEALTH                              | -                | 10,000            | 10,000            | -                 | -              | 10,000           |
| 93243 SUBSTANCE ABUSE/MENTAL HEALTH SERVICES REGIONAL        | 61,218           | 625,417           | 686,635           | 538,735           | -              | 147,900          |
| 93556 PROMOTING SAFE AND STABLE FAMILIES                     | 1,782,659        | 1,991,486         | 3,774,145         | 2,470,948         | -              | 1,303,197        |
| 93599 CHAFEE EDUCATION & TRAINING VOUCHERS PROGRAM           | 825,433          | 520,873           | 1,346,306         | 572,904           | -              | 773,402          |
| 93603 ADOPTIVE INCENTIVE PAYMENTS                            | -                | 511,354           | 511,354           | 183,980           | -              | 327,374          |
| 93643 CHILDREN'S JUSTICE GRANTS TO STATE                     | 218,036          | 211,772           | 429,808           | 238,738           | -              | 191,070          |
| 93645 CHILD WELFARE SERVICES - STATE GRANTS                  | 1,212,930        | 2,204,403         | 3,417,333         | 2,191,751         | -              | 1,225,582        |
| 93667 SOCIAL SERVICES BLOCK GRANT                            | 2,407,211        | 3,209,615         | 5,616,826         | 5,616,826         | -              | -                |
| 93669 CHILD ABUSE AND NEGLECT STATE GRANTS                   | 458,075          | 306,845           | 764,920           | 407,612           | -              | 357,308          |
| 93674 INDEPENDENT LIVING                                     | 1,600,833        | 1,524,006         | 3,124,839         | 1,272,621         | -              | 1,852,218        |
| 93958 COMMUNITY MENTAL HEALTH SERVICES BLOCK GRANT           | 353,519          | 1,285,029         | 1,638,548         | 1,440,590         | -              | 197,958          |
| <b>AGENCY TOTAL</b>  | <b>9,703,211</b> | <b>14,399,984</b> | <b>24,103,195</b> | <b>17,245,663</b> | -              | <b>6,857,532</b> |
| <b>COUNCIL TO ADMINISTER THE CHILDREN'S TRUST FUND</b>       |                  |                   |                   |                   |                |                  |
| 93590 COMMUNITY-BASED FAMILY RESOURCE AND SUPPORT            | 1,242,192        | (978,787)         | 263,405           | 263,405           | -              | -                |
| <b>AGENCY TOTAL</b>  | <b>1,242,192</b> | <b>(978,787)</b>  | <b>263,405</b>    | <b>263,405</b>    | -              | -                |
| <b>JUDICIAL DEPARTMENT</b>                                   |                  |                   |                   |                   |                |                  |
| 16523 JUVENILE ACCOUNTABILITY INCENTIVE                      | -                | 22,029            | 22,029            | 14,909            | -              | 7,120            |
| 16544 GANG FREE SCHOOLS AND COMMUNITIES                      | -                | 80,000            | 80,000            | -                 | -              | 80,000           |
| 16554 NATIONAL CRIMINAL HISTORY IMPROVEMENT PROGRAM          | 86,644           | 155,993           | 242,637           | 163,030           | -              | 79,607           |

**SCHEDULE C-7**

|   | CONTINUED                     |                         |                         | EXPENDITURES            | APPROPRIATIONS |                         |
|---|-------------------------------|-------------------------|-------------------------|-------------------------|----------------|-------------------------|
|   | AND INITIAL<br>APPROPRIATIONS | ADJUSTMENTS             | TOTAL<br>APPROPRIATIONS |                         | LAPSED         | CONTINUED               |
| 16575 CRIME VICTIM ASSISTANCE                       | 8,050,112                     | 4,321,874               | 12,371,986              | 5,016,244               | -              | 7,355,742               |
| 16576 CRIME VICTIM COMPENSATION                     | 285,344                       | 1,095,000               | 1,380,344               | 1,004,807               | -              | 375,537                 |
| 16588 VIOLENCE AGAINST WOMEN FORMULA GRANTS         | 206                           | 222,338                 | 222,544                 | 70,062                  | -              | 152,482                 |
| 16738 EDWARD BYRNE MEMORIAL JUSTICE ASSISTANCE      | 48,750                        | 835,500                 | 884,250                 | 670,135                 | -              | 214,115                 |
| 16740 STATEWIDE AUTOMATED VICTIM INFORMATION        | -                             | 190,000                 | 190,000                 | 30,000                  | -              | 160,000                 |
| 16801 STATE VICTIM ASSISTANCE FORMULA GRANT         | 732,000                       | -                       | 732,000                 | 502,545                 | -              | 229,455                 |
| 16802 STATE VICTIM COMPENSATION FORMULA GRANT       | 285,841                       | -                       | 285,841                 | 285,841                 | -              | -                       |
| 16803 JUSTICE ASSISTANCE GRANT                      | -                             | 17,500                  | 17,500                  | -                       | -              | 17,500                  |
| 93586 STATE COURT IMPROVEMENT PROGRAM               | 617,218                       | 433,942                 | 1,051,160               | 435,010                 | -              | 616,150                 |
| 93597 GRANTS FOR ACCESS & VISITATION PROGRAMS       | 26,512                        | 83,000                  | 109,512                 | 76,569                  | -              | 32,943                  |
| 99125 OTHER FEDERAL ASSISTANCE                      | 585                           | 13,422                  | 14,007                  | 13,939                  | -              | 68                      |
| <b>AGENCY TOTAL</b>                                 | <b>10,133,212</b>             | <b>7,470,598</b>        | <b>17,603,810</b>       | <b>8,283,091</b>        | -              | <b>9,320,719</b>        |
| <b>PUBLIC DEFENDER SERVICES COMMISSION</b>          |                               |                         |                         |                         |                |                         |
| 16523 JUVENILE ACCOUNTABILITY INCENTIVE             | 17,564                        | 78,300                  | 95,864                  | 94,634                  | -              | 1,230                   |
| 16579 BYRNE FORMULA GRANT PROGRAM                   | 26                            | 55,000                  | 55,026                  | 55,000                  | -              | 26                      |
| 16741 FORENSIC DNA BACKLOG REDUCTION PROGRAM        | -                             | 1,486,134               | 1,486,134               | 1,050,406               | -              | 435,728                 |
| <b>AGENCY TOTAL</b>                                 | <b>17,590</b>                 | <b>1,619,434</b>        | <b>1,637,024</b>        | <b>1,200,040</b>        | -              | <b>436,984</b>          |
| <b>EMERGENCY AND HOMELAND SECURITY</b>              |                               |                         |                         |                         |                |                         |
| 11555 PUBLIC SAFETY AND INTEROPERABLE COMMUNICATION | 12,998,946                    | -                       | 12,998,946              | 6,913,873               | -              | 6,085,073               |
| 97001 INTEROPERABLE EMERGENCY COMMUNICATIONS        | -                             | 1,022,941               | 1,022,941               | 102,792                 | -              | 920,149                 |
| 97008 URBAN AREAS SECURITY INITIATIVE               | 75,001                        | 387,722                 | 462,723                 | 198,750                 | -              | 263,973                 |
| 97036 DEPARTMENT OF HOMELAND SECURITY               | 25,193,877                    | 15,000,000              | 40,193,877              | 186,262                 | -              | 40,007,615              |
| 97039 HAZARD MITIGATION GRANT                       | 276,987                       | 483,588                 | 760,575                 | 424,837                 | -              | 335,738                 |
| 97042 EMERGENCY MANAGEMENT PERFORMANCE GRANTS       | 6,549,076                     | -                       | 6,549,076               | 3,145,860               | -              | 3,403,216               |
| 97053 CITIZEN CORPS                                 | 295,521                       | (295,521)               | -                       | -                       | -              | -                       |
| 97056 PORT SECURITY GRANT AWARD                     | 4,330,018                     | 4,495,807               | 8,825,825               | 262,987                 | -              | 8,562,838               |
| 97071 METROPOLITAN MEDICAL RESPONSE SYSTEM          | 426,971                       | (426,971)               | -                       | -                       | -              | -                       |
| 97067 HOMELAND SECURITY GRANT PROGRAM               | -                             | 47,767,963              | 47,767,963              | 9,417,361               | -              | 38,350,602              |
| 97073 STATE HOMELAND SECURITY PROGRAM               | 12,114,250                    | (12,114,250)            | -                       | -                       | -              | -                       |
| 97074 LAW ENFORCEMENT TERRORISM PREVENTION PROGRAM  | 4,425,307                     | (4,425,307)             | -                       | -                       | -              | -                       |
| 97075 RAIL AND TRANSIT SECURITY GRANT PROGRAM       | 192,358                       | 750,000                 | 942,358                 | 942,315                 | -              | 43                      |
| 97078 BUFFER ZONE PROTECTION PLAN                   | 452,100                       | 400,000                 | 852,100                 | 91,718                  | -              | 760,382                 |
| 97110 SEVERE LOSS REPETITIVE PROGRAM                | 2,941,550                     | -                       | 2,941,550               | 5,668                   | -              | 2,935,882               |
| <b>AGENCY TOTAL</b>                                 | <b>70,271,962</b>             | <b>53,045,972</b>       | <b>123,317,934</b>      | <b>21,692,423</b>       | -              | <b>101,625,511</b>      |
| <b>TOTALS</b>                                       | <b>856,781,232</b>            | <b>1,815,430,319</b>    | <b>2,672,223,525</b>    | <b>1,565,996,249</b>    | -              | <b>1,106,227,277</b>    |
| LESS INTERAGENCY TRANSFERS                          | -                             | (77,399,976)            | (77,399,976)            | (77,399,976)            | -              | -                       |
| <b>TOTAL FEDERAL GRANTS</b>                         | <b>856,781,232</b>            | <b>1,738,042,317</b>    | <b>2,594,823,549</b>    | <b>1,488,596,273</b>    | -              | <b>1,106,227,277</b>    |
| <b>TOTAL FEDERAL AND OTHER GRANTS</b>               | <b>\$ 1,336,779,627</b>       | <b>\$ 2,243,656,782</b> | <b>\$ 3,580,424,436</b> | <b>\$ 1,941,456,803</b> | <b>\$ -</b>    | <b>\$ 1,638,967,634</b> |

**TRANSPORTATION GRANTS AND RESTRICTED ACCOUNTS FUND  
STATEMENT OF APPROPRIATIONS AND EXPENDITURES  
FISCAL YEAR ENDED JUNE 30, 2010**

|  | CONTINUED      |                      | APPROPRIATION |                      | TOTAL          |                      | APPROPRIATIONS |                    |    |   |    |                      |
|--|----------------|----------------------|---------------|----------------------|----------------|----------------------|----------------|--------------------|----|---|----|----------------------|
|  | APPROPRIATIONS |                      | ADJUSTMENTS   |                      | APPROPRIATIONS | EXPENDITURES         | LAPSED         | CONTINUED          |    |   |    |                      |
| <b>OTHER GRANTS AND RESTRICTED ACCOUNTS</b>        |                |                      |               |                      |                |                      |                |                    |    |   |    |                      |
| <b>OFFICE OF THE STATE TREASURER</b>               |                |                      |               |                      |                |                      |                |                    |    |   |    |                      |
| 35266 COST OF ISSUANCE STO BOND 2003A              | \$             | 286,538              | \$            | 450,133              | \$             | 736,671              | \$             | 619,503            | \$ | - | \$ | 117,168              |
| 90277 TRANSPORTATION D/S ADMINISTRATIVE COSTS      |                | 12,774               |               | 72,183               |                | 84,957               |                | 84,957             |    | - |    | -                    |
| AGENCY TOTAL                                       |                | <b>299,312</b>       |               | <b>522,316</b>       |                | <b>821,628</b>       |                | <b>704,460</b>     |    | - |    | <b>117,168</b>       |
| <b>DEPARTMENT OF MOTOR VEHICLES</b>                |                |                      |               |                      |                |                      |                |                    |    |   |    |                      |
| 30498 TEEN DRIVING GRANT                           |                | -                    |               | 9,000                |                | 9,000                |                | 6,236              |    | - |    | 2,764                |
| AGENCY TOTAL                                       |                | -                    |               | <b>9,000</b>         |                | <b>9,000</b>         |                | <b>6,236</b>       |    | - |    | <b>2,764</b>         |
| <b>DEPARTMENT OF TRANSPORTATION</b>                |                |                      |               |                      |                |                      |                |                    |    |   |    |                      |
| 30040 PIGGYBACK SERVICE DEVELOPMENT                |                | 6,782                |               | -                    |                | 6,782                |                | -                  |    | - |    | 6,782                |
| 30054 PUBLIC BUS TRANSPORTATION - LOCAL SUBSIDY    |                | 1,715                |               | -                    |                | 1,715                |                | -                  |    | - |    | 1,715                |
| 30069 EMPLOYEE HEALTH & FITNESS CENTER             |                | 18,441               |               | 15,720               |                | 34,161               |                | 6,128              |    | - |    | 28,033               |
| 30127 ENFORCEMENT GRANT                            |                | 53,246               |               | -                    |                | 53,246               |                | -                  |    | - |    | 53,246               |
| 30186 MOTORCYCLE RIDER EDUCATION PROGRAM           |                | 660,989              |               | 217,315              |                | 878,304              |                | 115,661            |    | - |    | 762,643              |
| 30233 BRADLEY IMPROVEMENT FUND GRANT               |                | (651,293)            |               | 1,998,943            |                | 1,347,650            |                | 1,381,369          |    | - |    | (33,719)             |
| 30236 BRADLEY AIR 2001 CONSTRUCTION PROJECT ACCT   |                | (854,293)            |               | 585,999              |                | (268,294)            |                | (212,851)          |    | - |    | (55,443)             |
| 30257 BRADLEY AIRPORT IMPROVEMENT FUND             |                | 71,479               |               | 94,583               |                | 166,062              |                | (2)                |    | - |    | 166,064              |
| 30263 NON-STATE FUNDS FOR SEMINARS BY AGENCY       |                | 10,800               |               | -                    |                | 10,800               |                | -                  |    | - |    | 10,800               |
| 30269 AMTRAK PASS-THRU FUNDS-NE CORRIDOR           |                | 36,142,180           |               | -                    |                | 36,142,180           |                | 191,380            |    | - |    | 35,950,800           |
| 30290 SECURITY FENCE - GATE KEYS                   |                | 8,820                |               | (40)                 |                | 8,780                |                | -                  |    | - |    | 8,780                |
| 30361 CITIES/TOWNS - DEMAND DEPOSITS (DD-MUNI)     |                | 22,947,079           |               | 7,366,896            |                | 30,313,975           |                | 6,098,067          |    | - |    | 24,215,908           |
| 30436 CLAIM SETTLEMENTS                            |                | 5,510,143            |               | -                    |                | 5,510,143            |                | 425,712            |    | - |    | 5,084,431            |
| 30497 HIGHWAY SERVICE PLAZAS                       |                | -                    |               | 368,248              |                | 368,248              |                | 368,248            |    | - |    | -                    |
| 34903 NYS HOMELAND SECURITY GRANTS                 |                | 3,725,000            |               | -                    |                | 3,725,000            |                | 73,362             |    | - |    | 3,651,638            |
| 35304 TSB PROJECTS ACCOUNT                         |                | 72,932,933           |               | 15,300,000           |                | 88,232,933           |                | (563,006)          |    | - |    | 88,795,939           |
| 35306 SITE ACQ, CAPITAL DEVELOPMENT, IMPROVEMENTS  |                | (28,533)             |               | -                    |                | (28,533)             |                | (28,533)           |    | - |    | -                    |
| 35309 TAX ADVANTAGED LEASE PROCEEDS                |                | 3,415,622            |               | -                    |                | 3,415,622            |                | 908,254            |    | - |    | 2,507,368            |
| 35326 OS/OW PERMIT TRANSMITTAL FEES                |                | 197,489              |               | 127,716              |                | 325,205              |                | 113,084            |    | - |    | 212,121              |
| 35345 MOTORIST ASSISTANCE SERVICES                 |                | 116,720              |               | -                    |                | 116,720              |                | 10,166             |    | - |    | 106,554              |
| 90138 CONSTRUCT DARIEN WELCOME CENTER              |                | 37,236               |               | -                    |                | 37,236               |                | -                  |    | - |    | 37,236               |
| 90176 ACCESS ROAD-UCONN TECHNICAL PARK             |                | 59,322               |               | -                    |                | 59,322               |                | -                  |    | - |    | 59,322               |
| 90179 PHASE II ACCESS ROAD UCONN TECH PARK         |                | 11,434               |               | -                    |                | 11,434               |                | -                  |    | - |    | 11,434               |
| 90488 S. HARTFORD STAR SHUTTLE EXT. DEMO           |                | 59,742               |               | -                    |                | 59,742               |                | 3,545              |    | - |    | 56,197               |
| AGENCY TOTAL                                       |                | <b>144,453,053</b>   |               | <b>26,075,380</b>    |                | <b>170,528,433</b>   |                | <b>8,890,584</b>   |    | - |    | <b>161,637,849</b>   |
| TOTAL OTHER GRANTS                                 |                | <b>144,752,365</b>   |               | <b>26,606,696</b>    |                | <b>171,359,061</b>   |                | <b>9,601,280</b>   |    | - |    | <b>161,757,781</b>   |
| <b>FEDERAL GRANTS</b>                              |                |                      |               |                      |                |                      |                |                    |    |   |    |                      |
| <b>DEPARTMENT OF TRANSPORTATION</b>                |                |                      |               |                      |                |                      |                |                    |    |   |    |                      |
| 16576 CRIME VICTIM COMPENSATION                    |                | 3,650,901            |               | (713,943)            |                | 2,936,958            |                | -                  |    | - |    | 2,936,958            |
| 20106 AIRPORT IMPROVEMENT PROGRAM                  |                | 17,375,034           |               | 9,717,480            |                | 27,092,514           |                | 12,811,330         |    | - |    | 14,281,184           |
| 20205 HIGHWAY PLANNING AND CONSTRUCTION            |                | 1,721,454,163        |               | 876,897,945          |                | 2,598,352,108        |                | 611,387,290        |    | - |    | 1,986,964,818        |
| 20215 HIGHWAY TRAINING AND EDUCATION               |                | 806,653              |               | (125,128)            |                | 681,525              |                | 362,023            |    | - |    | 319,502              |
| 20301 RAILROAD SAFETY                              |                | 56,473               |               | -                    |                | 56,473               |                | -                  |    | - |    | 56,473               |
| 20308 LOCAL RAIL FREIGHT ASSISTANCE                |                | 375,399              |               | -                    |                | 375,399              |                | -                  |    | - |    | 375,399              |
| 20500 FEDERAL TRANSIT CAPITAL INVESTMENT GRANTS    |                | 144,215,227          |               | 36,857,849           |                | 181,073,076          |                | 55,785,123         |    | - |    | 125,287,953          |
| 20505 FEDERAL TRANSIT - METROPOLITAN PLANNING      |                | 4,742                |               | -                    |                | 4,742                |                | 1,838              |    | - |    | 2,904                |
| 20507 FEDERAL TRANSIT - FORMULA GRANTS             |                | 140,901,188          |               | 112,427,665          |                | 253,328,853          |                | 88,563,924         |    | - |    | 164,764,929          |
| 20509 FORMULA GRANTS FOR NON URBANIZED AREAS       |                | 5,769,911            |               | 4,780,309            |                | 10,550,220           |                | 2,350,805          |    | - |    | 8,199,415            |
| 20513 CAPITAL ASSISTANCE PRG ELDERLY & DISABLED    |                | 1,669,083            |               | 1,669,623            |                | 3,338,706            |                | 1,406,180          |    | - |    | 1,932,526            |
| 20514 TRANSIT PLANNING AND RESEARCH                |                | 87,242               |               | -                    |                | 87,242               |                | 9,173              |    | - |    | 78,069               |
| 20516 JOB ACCESS - REVERSE COMMUTE                 |                | 1,028,803            |               | 1,092,487            |                | 2,121,290            |                | 1,469,156          |    | - |    | 652,134              |
| 20521 NEW FREEDOM PROGRAM                          |                | 996,296              |               | -                    |                | 996,296              |                | 76,298             |    | - |    | 919,998              |
| 20523 CAP ASSIST PROG FOR REDUCING ENERGY CONSUM   |                | -                    |               | 2,412,158            |                | 2,412,158            |                | -                  |    | - |    | 2,412,158            |
| 20600 STATE AND COMMUNITY HIGHWAY SAFETY           |                | 5,845,378            |               | 2,348,755            |                | 8,194,133            |                | 3,005,151          |    | - |    | 5,188,982            |
| 20601 ALCOHOL TRAFFIC SAFETY AND DRUNK DRIVING     |                | 1,425,728            |               | 1,235,587            |                | 2,661,315            |                | 1,032,062          |    | - |    | 1,629,253            |
| 20602 OCCUPANT PROTECTION                          |                | 262,623              |               | 298,792              |                | 561,415              |                | 231,216            |    | - |    | 330,199              |
| 20605 DUI ENFORCEMENT SUPPORT PROJECT              |                | 5,355,311            |               | -                    |                | 5,355,311            |                | -                  |    | - |    | 5,355,311            |
| 20607 ALCOHOL OPEN CONTAINER REQUIREMENTS          |                | 4,742,119            |               | 9,040,777            |                | 13,782,896           |                | 4,214,333          |    | - |    | 9,568,563            |
| 20608 MINIMUM PENALTIES FOR REPEAT OFFENDERS       |                | 11,686               |               | -                    |                | 11,686               |                | -                  |    | - |    | 11,686               |
| 20609 SAFETY BELT PERFORMANCE GRANTS               |                | 1,182,730            |               | 466,092              |                | 1,648,822            |                | 1,117,350          |    | - |    | 531,472              |
| 20610 STATE TRAFFIC SAFETY INFORMATION SYSTEM      |                | 549,005              |               | 500,000              |                | 1,049,005            |                | 382,657            |    | - |    | 666,348              |
| 20611 INCENTIVE GRANT TO PROHIBIT RACIAL PROFILING |                | 1,181,965            |               | -                    |                | 1,181,965            |                | -                  |    | - |    | 1,181,965            |
| 20612 INCENT GRANT TO INCREASE MOTORCYCLE SAFETY   |                | 164,970              |               | 100,000              |                | 264,970              |                | 89,507             |    | - |    | 175,463              |
| 20614 NATIONAL HIGHWAY TRANSPORTATION SAFETY A     |                | -                    |               | 200,000              |                | 200,000              |                | -                  |    | - |    | 200,000              |
| 66040 STATE CLEAN DIESEL GRANT PROGRAM             |                | -                    |               | 396,000              |                | 396,000              |                | 166,135            |    | - |    | 229,865              |
| 83516 DISASTER ASSISTANCE                          |                | 21,000               |               | -                    |                | 21,000               |                | -                  |    | - |    | 21,000               |
| 97056 PORT SECURITY GRANT AWARD                    |                | 913,327              |               | -                    |                | 913,327              |                | 98,858             |    | - |    | 814,469              |
| 99122 URBAN MASS TRANSPORTATION                    |                | 5,714                |               | -                    |                | 5,714                |                | -                  |    | - |    | 5,714                |
| TOTAL FEDERAL GRANTS                               |                | <b>2,060,052,671</b> |               | <b>1,059,602,448</b> |                | <b>3,119,655,119</b> |                | <b>784,560,409</b> |    | - |    | <b>2,335,094,710</b> |
| TOTAL FEDERAL AND OTHER GRANTS                     | \$             | <b>2,204,805,036</b> | \$            | <b>1,086,209,144</b> | \$             | <b>3,291,014,180</b> | \$             | <b>794,161,689</b> | \$ | - | \$ | <b>2,496,852,491</b> |

# DEBT SERVICE FUNDS

**Statements:**

EXHIBIT D                      Balance Sheet

SCHEDULE D-1                Statement of Cash Receipts and Disbursements

**Comments:**

Debt service funds are established by the General Assembly to accumulate resources to pay bond principal and interest. Examples are the self-liquidating projects of educational institutions, highways and bridges, and similar projects.

**DEBT SERVICE FUNDS  
BALANCE SHEET  
JUNE 30, 2010**

|  | <b>14001<br/>UNIVERSITY<br/>BOND<br/>LIQUIDATION</b> | <b>14002<br/>STATE<br/>UNIVERSITY<br/>DORMITORY</b> |
|--|--|---|
| <b>Assets</b>  |  |   |
| Cash and Short Term Investments                      | \$ 1,893,810   | \$ 52,019,065                                       |
| Cash and Investments with Trustee                    | -  | -   |
| <b>Total Assets</b>                                  | <b><u>\$ 1,893,810</u></b>                           | <b><u>\$ 52,019,065</u></b>                         |
| <b>Liabilities, Reserves, and Fund Balances</b>      |  |   |
| Fund Balances  | \$ (1,221,777)                                       | \$ 2,266,530  |
| <b>Total Liabilities, Reserves and Fund Balances</b> | <b><u>\$ (1,221,777)</u></b>                         | <b><u>\$ 2,266,530</u></b>                          |

**DEBT SERVICE FUNDS  
STATEMENT OF CASH RECEIPTS AND DISBURSEMENTS  
FISCAL YEAR ENDED JUNE 30, 2010**

|   | <b>14001<br/>UNIVERSITY<br/>BOND<br/>LIQUIDATION</b> | <b>14002<br/>STATE<br/>UNIVERSITY<br/>DORMITORY</b> |
|---|--|---|
| <b>Cash and Short Term Investments, July 1, 2009</b>  | <b>\$ 3,115,587</b>                                  | <b>\$ 49,752,535</b>                                |
| <b>Receipts and Transfers:</b>                        |  |   |
| Other Receipts  | 13,178   | 143,857   |
| Other Interfund Transfers                             | -  | 33,124,998  |
| <b>Totals</b>   | <b><u>3,128,765</u></b>                              | <b><u>83,021,390</u></b>                            |
| <b>Disbursements:</b>                                 |  |   |
| Current Expenses, Fixed Charges, and Capital Outlay   | <u>1,234,955</u>                                     | <u>31,002,325</u>                                   |
| <b>Cash and Short Term Investments, June 30, 2010</b> | <b><u>\$ 1,893,810</u></b>                           | <b><u>\$ 52,019,065</u></b>                         |

**EXHIBIT D**

| <b>14005<br/>TRANSPORTATION<br/>SPECIAL TAX<br/>OBLIGATION</b> | <b>TOTAL</b>                 |
|--|------------------------------|
| \$ -   | \$ 53,912,875                |
| <u>687,751,545</u>   | <u>687,751,545</u>           |
| <b><u>\$ 687,751,545</u></b>                                   | <b><u>\$ 741,664,420</u></b> |
| <br>   |                              |
| <u>\$ 8,367,155</u>  | <u>\$ 9,411,908</u>          |
| <b><u>\$ 8,367,155</u></b>                                     | <b><u>\$ 9,411,908</u></b>   |

---

**SCHEDULE D-1**

| <b>14005<br/>TRANSPORTATION<br/>SPECIAL TAX<br/>OBLIGATION</b> | <b>TOTAL</b>                |
|--|-----------------------------|
| \$ -   | \$ 52,868,122               |
| 430,914,872  | 431,071,907                 |
| <u>-</u>   | <u>33,124,998</u>           |
| <u>430,914,872</u>   | <u>517,065,027</u>          |
| <br>   |                             |
| <u>430,914,872</u>   | <u>463,152,152</u>          |
| <b><u>\$ -</u></b>   | <b><u>\$ 53,912,875</u></b> |

# CAPITAL PROJECTS FUNDS

## Statements:

|               |  |
|---------------|--|
| EXHIBIT E     | Balance Sheet  |
| EXHIBIT E-a   | Combining Balance Sheet                                |
| SCHEDULE E-1  | Statement of Cash Receipts and Disbursements           |
| SCHEDULE E-1a | Combining Statement of Cash Receipts and Disbursements |
| SCHEDULE E-2  | Bonds Outstanding                                      |
| SCHEDULE E-3  | Changes in Bonds Outstanding                           |
| SCHEDULE E-4  | Bonds Outstanding by Years of Maturity                 |
| SCHEDULE E-5  | Bond Commission Allocations Available                  |

## Comments:

Capital projects funds are established to account for grants and for bond issue proceeds in accordance with acts passed by the General Assembly which specify the purpose of the issues and limit the amount to be spent. Actual bond retirement is made through the General Fund or the various debt service funds. Bond proceeds which are not required immediately are invested for additional revenue. Funds required before bond issue date are obtained by sale of short term notes.

**CAPITAL PROJECTS FUNDS  
BALANCE SHEET  
JUNE 30, 2010**

**ASSETS**

|   | <b>CASH AND<br/>SHORT TERM<br/>INVESTMENTS</b> | <b>TOTAL<br/>ASSETS</b> |
|---|--|-------------------------|
| 13001 Rental Housing  | \$ -   | \$ -                    |
| 13007 Elimination of Water Pollution                            | 2,022,471                                      | 2,022,471               |
| 13008 Specific Highway Purposes                                 | 2,199,543                                      | 2,199,543               |
| 13009 School Construction                                       | 2,573,088                                      | 2,573,088               |
| 13010 School Construction                                       | 178,059,376                                    | 178,059,376             |
| 13011 Specific Highway Purposes                                 | (529,991)                                      | (529,991)               |
| 13012 Mass Transportation                                       | (188,399)                                      | (188,399)               |
| 13013 Transportation Facilities                                 | 56,868   | 56,868                  |
| 13015 Agricultural Land Preservation                            | 23,738,209                                     | 23,738,209              |
| 13019 Community Conservation and Development                    | 65,588,781                                     | 65,588,781              |
| 13021 University and State University Facilities                | 13,499   | 13,499                  |
| 13022 Transportation Improvement                                | 11,731   | 11,731                  |
| 13030 Transportation Improvement                                | 26,601   | 26,601                  |
| 13033 Infrastructure Improvement                                | 186,370,582                                    | 186,370,582             |
| 13036 University and State University Facilities                | 27,948   | 27,948                  |
| 13037 University and State University Facilities                | 139,914  | 139,914                 |
| 13042 University and State University Facilities                | 1,487,415                                      | 1,487,415               |
| 13044 Public Works Capital Projects Revolving                   | (5,577,886)                                    | (5,577,886)             |
| 13048 CSUS 2020   | 77,729,433                                     | 77,729,433              |
| Various Capital Improvements & Other Purposes (See Exhibit E-a) | 290,154,602                                    | 290,154,602             |
|   | <u>\$ 823,903,785</u>                          | <u>\$ 823,903,785</u>   |



**FUND BALANCES**

| <b>APPROPRIATIONS<br/>CONTINUED</b> | <b>FUND<br/>BALANCES</b>  | <b>TOTAL<br/>FUND BALANCES</b> |
|-------------------------------------|---------------------------|--------------------------------|
| \$ 11,342,122                       | \$ (11,342,122)           | \$ -                           |
| 3,032,695                           | (1,010,224)               | 2,022,471                      |
| 4,220,608                           | (2,021,065)               | 2,199,543                      |
| 1,673,089                           | 899,999                   | 2,573,088                      |
| 196,460,451                         | (18,401,075)              | 178,059,376                    |
| 912,745                             | (1,442,736)               | (529,991)                      |
| 2,044,249                           | (2,232,648)               | (188,399)                      |
| 59,823                              | (2,955)                   | 56,868                         |
| 29,490,607                          | (5,752,398)               | 23,738,209                     |
| 196,895,458                         | (131,306,677)             | 65,588,781                     |
| 13,499                              | -                         | 13,499                         |
| 12,740                              | (1,009)                   | 11,731                         |
| 171,327                             | (144,726)                 | 26,601                         |
| 3,485,804,184                       | (3,299,433,602)           | 186,370,582                    |
| 135,913                             | (107,965)                 | 27,948                         |
| 155,914                             | (16,000)                  | 139,914                        |
| 1,908,065                           | (420,650)                 | 1,487,415                      |
| (5,601,836)                         | 23,950                    | (5,577,886)                    |
| 80,449,433                          | (2,720,000)               | 77,729,433                     |
| 1,159,783,390                       | (869,628,788)             | 290,154,602                    |
| <u>\$ 5,168,964,476</u>             | <u>\$ (4,345,060,691)</u> | <u>\$ 823,903,785</u>          |

**CAPITAL PROJECT FUNDS - COMBINING BALANCE SHEET**  
**CAPITAL IMPROVEMENTS AND OTHER PURPOSES**  
**JUNE 30, 2010**

**ASSETS**

|                                 | <b>CASH AND<br/>SHORT TERM<br/>INVESTMENTS</b> | <b>TOTAL<br/>ASSETS</b> |
|---------------------------------|--|-------------------------|
| 17001 Fiscal Year 2000          | \$ 6,416,584                                   | \$ 6,416,584            |
| 17011 Fiscal Year 2001          | (821,064)                                      | (821,064)               |
| 17021 Fiscal Year 2002          | 33,538,991                                     | 33,538,991              |
| 17041 Fiscal Year 2004          | 18,637,160                                     | 18,637,160              |
| 17051 Fiscal Year 2006          | 11,310,892                                     | 11,310,892              |
| 17061 Fiscal Year 2007          | 67,211,680                                     | 67,211,680              |
| 17071 Fiscal Year 2008          | 81,238,321                                     | 81,238,321              |
| 17081 Fiscal Year 2009          | 44,005,142                                     | 44,005,142              |
| 17086 Fiscal Year 1969          | 46,393   | 46,393                  |
| 17091 Fiscal Year 2009          | 40,321   | 40,321                  |
| 17101 Fiscal Year 2010          | (24,670)                                       | (24,670)                |
| 17731 Fiscal Year 1973          | 92,034   | 92,034                  |
| 17761 Fiscal Year 1976          | (241,158)                                      | (241,158)               |
| 17771 Fiscal Year 1977          | 1,896,205                                      | 1,896,205               |
| 17801 Fiscal Year 1980          | 2,627,878                                      | 2,627,878               |
| 17831 Fiscal Year 1983          | 3,038,249                                      | 3,038,249               |
| 17841 Fiscal Year 1984          | 2,288,933                                      | 2,288,933               |
| 17851 Fiscal Year 1985          | 2,624,167                                      | 2,624,167               |
| 17861 Fiscal Year 1986          | 8,095,689                                      | 8,095,689               |
| 17871 Fiscal Year 1987          | 126,657  | 126,657                 |
| 17891 Fiscal Year 1989          | 314,808  | 314,808                 |
| 17901 Fiscal Year 1990          | 1,141,088                                      | 1,141,088               |
| 17911 Fiscal Year 1991          | 105,489  | 105,489                 |
| 17921 Fiscal Year 1992          | 1,630,439                                      | 1,630,439               |
| 17931 Fiscal Year 1993 and 1994 | (4,209,523)                                    | (4,209,523)             |
| 17951 Fiscal Year 1995          | 2,765,714                                      | 2,765,714               |
| 17961 Fiscal Year 1996          | 2,757,697                                      | 2,757,697               |
| 17971 Fiscal Year 1997          | 1,062,213                                      | 1,062,213               |
| 17981 Fiscal Year 1998          | (455,740)                                      | (455,740)               |
| 17991 Fiscal Year 1999          | 2,894,013                                      | 2,894,013               |
|                                 | <u>\$ 290,154,602</u>                          | <u>\$ 290,154,602</u>   |

**FUND BALANCES**

| <b>APPROPRIATIONS<br/>CONTINUED</b> | <b>FUND<br/>BALANCES</b> | <b>TOTAL<br/>FUND BALANCES</b> |
|-------------------------------------|--------------------------|--------------------------------|
| \$ 23,606,224                       | \$ (17,189,640)          | \$ 6,416,584                   |
| 86,601,037                          | (87,422,101)             | (821,064)                      |
| 48,240,392                          | (14,701,401)             | 33,538,991                     |
| 82,976,055                          | (64,338,895)             | 18,637,160                     |
| 41,633,253                          | (30,322,361)             | 11,310,892                     |
| 135,012,504                         | (67,800,824)             | 67,211,680                     |
| 331,159,868                         | (249,921,547)            | 81,238,321                     |
| 233,534,768                         | (189,529,626)            | 44,005,142                     |
| 3,245,176                           | (3,198,783)              | 46,393                         |
| 40,321                              | -                        | 40,321                         |
| 25,041,646                          | (25,066,316)             | (24,670)                       |
| 1,990,813                           | (1,898,779)              | 92,034                         |
| 141,556                             | (382,714)                | (241,158)                      |
| 2,301,593                           | (405,388)                | 1,896,205                      |
| 3,197,173                           | (569,295)                | 2,627,878                      |
| 4,512,381                           | (1,474,132)              | 3,038,249                      |
| 4,935,263                           | (2,646,330)              | 2,288,933                      |
| 5,974,583                           | (3,350,416)              | 2,624,167                      |
| 8,595,757                           | (500,068)                | 8,095,689                      |
| 12,121,285                          | (11,994,628)             | 126,657                        |
| 4,894,211                           | (4,579,403)              | 314,808                        |
| 6,814,237                           | (5,673,149)              | 1,141,088                      |
| 6,270,442                           | (6,164,953)              | 105,489                        |
| 3,383,439                           | (1,753,000)              | 1,630,439                      |
| 8,308,542                           | (12,518,065)             | (4,209,523)                    |
| 4,723,238                           | (1,957,524)              | 2,765,714                      |
| 9,025,189                           | (6,267,492)              | 2,757,697                      |
| 6,147,115                           | (5,084,902)              | 1,062,213                      |
| 3,143,225                           | (3,598,965)              | (455,740)                      |
| 52,212,104                          | (49,318,091)             | 2,894,013                      |
| <u>\$ 1,159,783,390</u>             | <u>\$ (869,628,788)</u>  | <u>\$ 290,154,602</u>          |

**CAPITAL PROJECT FUNDS  
STATEMENT OF CASH RECEIPTS AND DISBURSEMENTS  
FISCAL YEAR ENDED JUNE 30, 2010**

|         |  | <b>RECEIPTS AND</b>                            |                           |                          |
|---------|--|--|---------------------------|--------------------------|
|         |  | <b>CASH AND<br/>SHORT TERM<br/>INVESTMENTS</b> | <b>OTHER<br/>RECEIPTS</b> | <b>SALE OF<br/>BONDS</b> |
|         |  | <b>JULY 1, 2009</b>                            |                           |                          |
| 13004   | Interstate and Defense Highways                | \$ 4,966,954                                   | \$ (4,966,954)            | \$ -                     |
| 13005   | Specific Highway Purposes                      | 8  | (8)                       | -                        |
| 13007   | Elimination of Water Pollution                 | 2,022,471                                      | -                         | -                        |
| 13008   | Specific Highway Purposes                      | 2,199,543                                      | -                         | -                        |
| 13009   | School Construction                            | 4,453,655                                      | -                         | 11,600,000               |
| 13010   | School Construction                            | (46,529,232)                                   | -                         | 747,650,000              |
| 13011   | Specific Highway Purposes                      | (529,991)                                      | -                         | -                        |
| 13012   | Mass Transportation                            | (188,399)                                      | -                         | -                        |
| 13013   | Transportation Facilities                      | 56,868   | -                         | -                        |
| 13015   | Agricultural Land Preservation                 | (1,935,245)                                    | -                         | 30,000,000               |
| 13019   | Community Conservation and Development         | 92,469,141                                     | -                         | 6,300,000                |
| 13021   | University and State University Facilities     | 13,499   | -                         | -                        |
| 13022   | Transportation Improvement                     | 11,731   | -                         | -                        |
| 13028   | Transportation Improvement                     | 48,951   | (48,951)                  | -                        |
| 13030   | Transportation Improvement                     | 8,152  | -                         | -                        |
| 13031   | Transportation Improvement                     | 10,661   | (10,661)                  | -                        |
| 13033   | Infrastructure Improvement                     | 42,155,667                                     | (10,049,644)              | 511,887,840              |
| 13036   | University and State University Facilities     | 27,948   | -                         | -                        |
| 13037   | University and State University Facilities     | 139,914  | -                         | -                        |
| 13038   | Middletown Cluster Rail Service                | 979  | (979)                     | -                        |
| 13042   | University and State University Facilities     | 1,533,248                                      | -                         | -                        |
| 13044   | Public Works Capital Projects Revolving        | (4,448,972)                                    | 16,483                    | -                        |
| 13048   | CSUS 2020                                      | 90,854,883                                     | -                         | -                        |
| Various | Capital Improvements & Other Purposes (Note 1) | <u>211,166,291</u>                             | <u>-</u>                  | <u>205,850,000</u>       |
|         | Totals   | <u>\$ 398,508,725</u>                          | <u>\$ (15,060,714)</u>    | <u>\$1,513,287,840</u>   |

Note 1: See Schedule E-1a for detail

| <b>TRANSFERS</b>               |                  | <b>DISBURSEMENTS</b>                                   |  |                      |
|--------------------------------|------------------|--|--|----------------------|
| <b>INTERFUND<br/>TRANSFERS</b> | <b>TOTALS</b>    | <b>PROJECT<br/>EXPENSES<br/>AND<br/>CAPITAL OUTLAY</b> | <b>CASH AND<br/>SHORT TERM<br/>INVESTMENTS</b> | <b>JUNE 30, 2010</b> |
| \$                             | \$               | \$   | \$   | \$                   |
| -                              | -                | -  | -  | -                    |
| -                              | 2,022,471        | -  | -  | <b>2,022,471</b>     |
| -                              | 2,199,543        | -  | -  | <b>2,199,543</b>     |
| -                              | 16,053,655       | 13,480,567   | -  | <b>2,573,088</b>     |
| -                              | 701,120,768      | 523,061,392  | -  | <b>178,059,376</b>   |
| -                              | (529,991)        | -  | -  | <b>(529,991)</b>     |
| -                              | (188,399)        | -  | -  | <b>(188,399)</b>     |
| -                              | 56,868           | -  | -  | <b>56,868</b>        |
| -                              | 28,064,755       | 4,326,546  | -  | <b>23,738,209</b>    |
| -                              | 98,769,141       | 33,180,360   | -  | <b>65,588,781</b>    |
| -                              | 13,499           | -  | -  | <b>13,499</b>        |
| -                              | 11,731           | -  | -  | <b>11,731</b>        |
| -                              | -                | -  | -  | -                    |
| -                              | 8,152            | (18,449)   | -  | <b>26,601</b>        |
| -                              | -                | -  | -  | -                    |
| (730,734)                      | 543,263,129      | 356,892,547  | -  | <b>186,370,582</b>   |
| -                              | 27,948           | -  | -  | <b>27,948</b>        |
| -                              | 139,914          | -  | -  | <b>139,914</b>       |
| -                              | -                | -  | -  | -                    |
| -                              | 1,533,248        | 45,833   | -  | <b>1,487,415</b>     |
| -                              | (4,432,489)      | 1,145,397  | -  | <b>(5,577,886)</b>   |
| -                              | 90,854,883       | 13,125,450   | -  | <b>77,729,433</b>    |
| (160,450)                      | 416,855,841      | 126,701,239  | -  | <b>290,154,602</b>   |
| \$ (891,184)                   | \$ 1,895,844,667 | \$ 1,071,940,882                                       | \$   | <b>823,903,785</b>   |

**CAPITAL PROJECT FUNDS  
 COMBINING STATEMENT OF CASH RECEIPTS AND DISBURSEMENTS  
 CAPITAL IMPROVEMENTS AND OTHER PURPOSES  
 FISCAL YEAR ENDED JUNE 30, 2010**

**RECEIPTS AND TRANSFERS**

|       |                       | <b>CASH AND<br/>SHORT TERM<br/>INVESTMENTS<br/>JULY 1, 2009</b> | <b>SALE OF<br/>BONDS</b> | <b>INTERFUND<br/>TRANSFERS</b> | <b>TOTALS</b>        |
|-------|-----------------------|---|--------------------------|--------------------------------|----------------------|
| 17001 | Fiscal Year 2000      | \$ 10,749,257   | \$ -                     | \$ -                           | \$ 10,749,257        |
| 17011 | Fiscal Year 2001      | 22,073,728  | -                        | -                              | 22,073,728           |
| 17021 | Fiscal Year 2002      | 39,583,396  | -                        | -                              | 39,583,396           |
| 17041 | Fiscal Year 2004      | 21,446,211  | 15,000,000               | -                              | 36,446,211           |
| 17051 | Fiscal Year 2005      | 18,868,763  | -                        | -                              | 18,868,763           |
| 17061 | Fiscal Year 2007      | 20,962,540  | 54,500,000               | -                              | 75,462,540           |
| 17071 | Fiscal Year 2008      | 71,133,957  | 55,000,000               | -                              | 126,133,957          |
| 17081 | Fiscal Year 2009      | (619,203)   | 55,000,000               | -                              | 54,380,797           |
| 17086 | Fiscal Year 1969      | 46,393  | -                        | -                              | 46,393               |
| 17091 | Fiscal Year 2009      | (10,638,527)  | 11,600,000               | -                              | 961,473              |
| 17101 | Fiscal Year 2010      | -   | -                        | -                              | -                    |
| 17731 | Fiscal Year 1973      | 92,034  | -                        | -                              | 92,034               |
| 17761 | Fiscal Year 1976      | (241,158)   | -                        | -                              | (241,158)            |
| 17771 | Fiscal Year 1977      | 1,896,205   | -                        | -                              | 1,896,205            |
| 17801 | Fiscal Year 1980      | 2,627,878   | -                        | -                              | 2,627,878            |
| 17831 | Fiscal Year 1983      | 3,038,249   | -                        | -                              | 3,038,249            |
| 17841 | Fiscal Year 1984      | 2,288,933   | -                        | -                              | 2,288,933            |
| 17851 | Fiscal Year 1985      | 2,643,257   | -                        | -                              | 2,643,257            |
| 17861 | Fiscal Year 1986      | (2,348)   | 8,100,000                | -                              | 8,097,652            |
| 17871 | Fiscal Year 1987      | 211,977   | -                        | -                              | 211,977              |
| 17891 | Fiscal Year 1989      | 82,387  | 500,000                  | -                              | 582,387              |
| 17901 | Fiscal Year 1990      | 974,317   | -                        | -                              | 974,317              |
| 17911 | Fiscal Year 1991      | (92,386)  | 250,000                  | -                              | 157,614              |
| 17921 | Fiscal Year 1992      | 1,736,542   | -                        | -                              | 1,736,542            |
| 17931 | Fiscal Year 1993/1994 | (4,262,203)   | -                        | -                              | (4,262,203)          |
| 17951 | Fiscal Year 1995      | 2,916,281   | -                        | -                              | 2,916,281            |
| 17961 | Fiscal Year 1996      | 927,754   | 3,400,000                | -                              | 4,327,754            |
| 17971 | Fiscal Year 1997      | (669,801)   | 2,500,000                | (160,450)                      | 1,669,749            |
| 17981 | Fiscal Year 1998      | (225,882)   | -                        | -                              | (225,882)            |
| 17991 | Fiscal Year 1999      | 3,617,740   | -                        | -                              | 3,617,740            |
|       | Totals                | <u>\$ 211,166,291</u>   | <u>\$ 205,850,000</u>    | <u>\$ (160,450)</u>            | <u>\$416,855,841</u> |

**DISBURSEMENTS**

| <b>PROJECT<br/>EXPENSES<br/>AND<br/>CAPITAL OUTLAY</b> | <b>CASH AND<br/>SHORT TERM<br/>INVESTMENTS<br/>JUNE 30, 2010</b> |
|--|--|
| \$ 4,332,673   | \$ 6,416,584   |
| 22,894,792   | (821,064)  |
| 6,044,405  | 33,538,991   |
| 17,809,051   | 18,637,160   |
| 7,557,871  | 11,310,892   |
| 8,250,860  | 67,211,680   |
| 44,895,636   | 81,238,321   |
| 10,375,655   | 44,005,142   |
| -  | 46,393   |
| 921,152  | 40,321   |
| 24,670   | (24,670)   |
| -  | 92,034   |
| -  | (241,158)  |
| -  | 1,896,205  |
| -  | 2,627,878  |
| -  | 3,038,249  |
| -  | 2,288,933  |
| 19,090   | 2,624,167  |
| 1,963  | 8,095,689  |
| 85,320   | 126,657  |
| 267,579  | 314,808  |
| (166,771)  | 1,141,088  |
| 52,125   | 105,489  |
| 106,103  | 1,630,439  |
| (52,680)   | (4,209,523)  |
| 150,567  | 2,765,714  |
| 1,570,057  | 2,757,697  |
| 607,536  | 1,062,213  |
| 229,858  | (455,740)  |
| 723,727  | 2,894,013  |
| <u>\$ 126,701,239</u>                                  | <u>\$ 290,154,602</u>  |

**BONDS OUTSTANDING**

**June 30, 2010**

(In Thousands)

|  | <b>ISSUE AND<br/>MATURITY<br/>DATES</b> | <b>INTEREST<br/>%</b> | <b>ISSUED</b> | <b>OUTSTANDING</b> |
|--|---|-----------------------|---------------|--------------------|
| <b>Bonds Redeemable from General and Transportation Fund Revenue</b> |   |                       |               |                    |
| <b>Capital Improvements and Other Purposes</b>                       |   |                       |               |                    |
| Fund 17001 Series C  | 2001-10                                 | 5.000                 | \$ 6,641      | \$ 5,309           |
| Fund 17001 Series C  | 2002-10                                 | 3.500-5.000           | 12,891        | 12,891             |
| Fund 17001 Series B  | 2002-13                                 | 4.050-4.200           | 14,129        | 12,250             |
| Fund 17001 Series 0  | 2002-18                                 | 4.400                 | 7,621         | 2,440              |
| Fund 17001 Series C  | 2002-18                                 | 4.400                 | 150           | 150                |
| Fund 17001 Series C  | 2003-18                                 | 4.100-4.200           | 150           | 150                |
| Fund 17001 Series D  | 2003-18                                 | 4.200                 | 6,639         | 2,335              |
| Fund 17001 Series F  | 2003-20                                 | 4.350                 | 4             | 4                  |
| Fund 17001 Series G  | 2005-10                                 | 5.000                 | 9,529         | 4,844              |
| Fund 17001 Series I  | 2005-13                                 | 5.000                 | 410           | 410                |
| Fund 17001 Series B  | 2007-15                                 | 3.500                 | 2,399         | 2,399              |
| Fund 17001 Series H  | 2007-15                                 | 3.500                 | 1,200         | 1,200              |
| Fund 17001 Series D  | 2007-18                                 | 4.000-5.000           | 18,398        | 18,398             |
| Fund 17001 Series J  | 2007-18                                 | 5.000                 | 4             | 4                  |
| Fund 17001 Series C  | 2008-12                                 | 4.000-5.000           | 15,040        | 15,040             |
| Fund 17001 Series I  | 2008-11                                 | 4.500-5.000           | 1,863         | 1,863              |
| Fund 17001 Series E  | 2008-14                                 | 3.900-5.000           | 22,597        | 22,597             |
| Fund 17011 Series A  | 2002-13                                 | 3.500-5.250           | 80,000        | 46,795             |
| Fund 17011 Series A  | 2002-22                                 | 4.500-4.850           | 47,481        | 8,350              |
| Fund 17011 Series C  | 2003-13                                 | 2.875-5.000           | 32,970        | 32,250             |
| Fund 17011 Series A  | 2003-13                                 | 3.625-5.000           | 4,500         | 4,500              |
| Fund 17011 Series B  | 2003-20                                 | 3.300-5.000           | 128,538       | 26,291             |
| Fund 17011 Series A  | 2004-10                                 | 2.900-5.000           | 31,895        | 13,700             |
| Fund 17011 Series D  | 2004-18                                 | 4.500-5.000           | 7,386         | 7,386              |
| Fund 17011 Series A  | 2004-17                                 | 3.500-5.000           | 33,876        | 19,356             |
| Fund 17011 Series G  | 2005-10                                 | 5.000                 | 6,438         | 6,438              |
| Fund 17011 Series B  | 2005-14                                 | 5.000                 | 4,711         | 4,711              |
| Fund 17011 Series F  | 2005-14                                 | 5.000                 | 562           | 562                |
| Fund 17011 Series E  | 2005-14                                 | 5.000                 | 10,289        | 816                |
| Fund 17011 Series H  | 2006-11                                 | 3.600-4.500           | 8,315         | 1,815              |
| Fund 17011 Series B  | 2006-11                                 | 5.000                 | 126           | 126                |
| Fund 17011 Series E  | 2006-11                                 | 5.000                 | 275           | 275                |
| Fund 17011 Series G  | 2006-11                                 | 5.000                 | 409           | 409                |
| Fund 17011 Series I  | 2006-11                                 | 5.000                 | 16,190        | 16,190             |
| Fund 17011 Series C  | 2006-12                                 | 4.750                 | 3,685         | 3,685              |
| Fund 17011 Series A  | 2006-12                                 | 4.000-5.000           | 3,643         | 3,643              |
| Fund 17011 Series D  | 2006-12                                 | 4.000                 | 357           | 357                |
| Fund 17011 Series B  | 2007-15                                 | 3.500                 | 780           | 780                |
| Fund 17011 Series J  | 2007-15                                 | 3.500                 | 2,012         | 2,012              |
| Fund 17011 Series F  | 2007-18                                 | 5.000                 | 6,208         | 6,208              |
| Fund 17011 Series H  | 2007-18                                 | 5.000                 | 1             | 1                  |
| Fund 17011 Series G  | 2008-15                                 | 4.100-5.000           | 20,000        | 20,000             |
| Fund 17021 Series B  | 2003-16                                 | 3.625-5.000           | 26,000        | 14,915             |
| Fund 17021 Series A  | 2003-15                                 | 3.625-5.250           | 16,500        | 16,455             |
| Fund 17021 Series A  | 2003-23                                 | 4.250-5.000           | 64,843        | 26,775             |
| Fund 17021 Series B  | 2004-11                                 | 5.000                 | 1,413         | 1,413              |
| Fund 17021 Series C  | 2004-11                                 | 5.000                 | 41            | 41                 |
| Fund 17021 Series E  | 2004-11                                 | 5.000                 | 98            | 98                 |
| Fund 17021 Series A  | 2004-12                                 | 3.125-5.000           | 42,952        | 42,952             |



**SCHEDULE E-2**

|                     | <b>ISSUE AND<br/>MATURITY<br/>DATES</b> | <b>INTEREST<br/>%</b> | <b>ISSUED</b> | <b>OUTSTANDING</b> |
|---------------------|---|-----------------------|---------------|--------------------|
| Fund 17021 Series C | 2004-12                                 | 5.000                 | 110           | 110                |
| Fund 17021 Series F | 2004-12                                 | 5.000                 | 142           | 142                |
| Fund 17021 Series A | 2004-18                                 | 3.800-5.000           | 9,179         | 9,179              |
| Fund 17021 Series D | 2004-19                                 | 3.900-4.500           | 10,105        | 10,105             |
| Fund 17021 Series D | 2005-11                                 | 5.000                 | 7,000         | 7,000              |
| Fund 17021 Series A | 2005-11                                 | 5.000                 | 6,000         | 6,000              |
| Fund 17021 Series A | 2005-14                                 | 5.000                 | 14,549        | 9,549              |
| Fund 17021 Series B | 2005-15                                 | 5.000                 | 12,451        | 12,451             |
| Fund 17021 Series B | 2005-15                                 | 5.000                 | 29,355        | 29,355             |
| Fund 17021 Series C | 2005-17                                 | 4.000-5.000           | 24,650        | 24,650             |
| Fund 17021 Series C | 2006-13                                 | 3.750-5.000           | 8,952         | 8,952              |
| Fund 17021 Series D | 2006-13                                 | 5.000                 | 48            | 48                 |
| Fund 17021 Series F | 2006-13                                 | 5.000                 | 5,000         | 5,000              |
| Fund 17021 Series E | 2007-20                                 | 3.500-5.000           | 15,146        | 15,146             |
| Fund 17021 Series G | 2007-19                                 | 3.500-5.000           | 4,100         | 4,100              |
| Fund 17021 Series B | 2007-16                                 | 5.000                 | 1,000         | 1,000              |
| Fund 17021 Series C | 2007-19                                 | 4.000-5.000           | 3,107         | 2,107              |
| Fund 17021 Series D | 2007-19                                 | 4.000-5.000           | 6,119         | 6,119              |
| Fund 17021 Series A | 2007-22                                 | 4.000-5.000           | 29,288        | 29,288             |
| Fund 17021 Series B | 2008-16                                 | 4.100-5.250           | 20,000        | 20,000             |
| Fund 17021 Series F | 2009-17                                 | 2.000-5.000           | 18,654        | 11,904             |
| Fund 17021 Series H | 2009-12                                 | 2.000                 | 2,082         | 2,082              |
| Fund 17021 Series D | 2009-16                                 | 5.000                 | 1,000         | 1,000              |
| Fund 17021 Series E | 2009-17                                 | 4.000-5.000           | 6,563         | 6,563              |
| Fund 17021 Series C | 2009-17                                 | 5.000                 | 7,101         | 7,101              |
| Fund 17041 Series A | 2005-15                                 | 5.000                 | 30,900        | 24,503             |
| Fund 17041 Series B | 2005-18                                 | 4.375-5.000           | 9,998         | 9,998              |
| Fund 17041 Series B | 2006-11                                 | 4.500                 | 872           | 872                |
| Fund 17041 Series C | 2006-12                                 | 3.500-5.000           | 15,000        | 15,000             |
| Fund 17041 Series B | 2006-12                                 | 5.000                 | 773           | 773                |
| Fund 17041 Series C | 2006-13                                 | 4.250-5.000           | 7,721         | 7,721              |
| Fund 17041 Series D | 2006-12                                 | 5.000                 | 1,507         | 1,507              |
| Fund 17041 Series A | 2006-14                                 | 3.850-5.000           | 8,227         | 8,227              |
| Fund 17041 Series C | 2006-14                                 | 5.000                 | 1,901         | 1,901              |
| Fund 17041 Series D | 2007-24                                 | 4.000-5.000           | 53,265        | 52,265             |
| Fund 17041 Series E | 2007-22                                 | 5.000                 | 2,735         | 1,735              |
| Fund 17041 Series E | 2008-16                                 | 4.000-4.500           | 7,470         | 7,470              |
| Fund 17041 Series F | 2008-16                                 | 4.300                 | 130           | 130                |
| Fund 17041 Series F | 2009-18                                 | 2.000-5.000           | 35,350        | 35,350             |
| Fund 17041 Series G | 2009-18                                 | 5.000                 | 50            | 50                 |
| Fund 17041 Series G | 2009-22                                 | 5.100-5.200           | 15,000        | 15,000             |
| Fund 17051 Series A | 2005-12                                 | 4.000-5.000           | 16,300        | 16,300             |
| Fund 17051 Series B | 2006-12                                 | 3.700-4.750           | 13,398        | 13,398             |
| Fund 17051 Series B | 2006-12                                 | 5.000                 | 281           | 281                |
| Fund 17051 Series C | 2006-13                                 | 4.250-5.000           | 23,719        | 23,719             |
| Fund 17051 Series A | 2006-14                                 | 5.000                 | 602           | 602                |
| Fund 17051 Series D | 2007-17                                 | 4.000                 | 2,000         | 2,000              |
| Fund 17051 Series A | 2007-27                                 | 4.375-5.000           | 50,389        | 43,439             |
| Fund 17051 Series C | 2007-27                                 | 4.375                 | 6,611         | 6,611              |
| Fund 17051 Series E | 2008-13                                 | 4.000-4.500           | 15,494        | 15,494             |
| Fund 17051 Series B | 2008-16                                 | 4.300-5.500           | 7,793         | 4,751              |
| Fund 17051 Series D | 2008-16                                 | 5.500                 | 1,712         | 1,712              |
| Fund 17051 Series F | 2009-15                                 | 2.500-5.000           | 16,678        | 16,678             |
| Fund 17051 Series C | 2009-19                                 | 3.500-5.000           | 8,153         | 8,153              |
| Fund 17051 Series E | 2009-19                                 | 3.500-5.000           | 9,369         | 9,369              |

**SCHEDULE E-2**

|                     | <b>ISSUE AND<br/>MATURITY<br/>DATES</b> | <b>INTEREST<br/>%</b> | <b>ISSUED</b> | <b>OUTSTANDING</b> |
|---------------------|---|-----------------------|---------------|--------------------|
| Fund 17061 Series B | 2009-16                                 | 3.000-5.000           | 20,000        | 20,000             |
| Fund 17061 Series A | 2009-23                                 | 4.000-5.460           | 41,910        | 35,910             |
| Fund 17061 Series B | 2009-23                                 | 5.200-5.300           | 29,500        | 29,500             |
| Fund 17061 Series C | 2010-17                                 | 5.000                 | 1,000         | 1,000              |
| Fund 17061 Series D | 2010-19                                 | 4.407                 | 24,000        | 24,000             |
| Fund 17071 Series A | 2008-17                                 | 4.000-5.500           | 25,000        | 21,253             |
| Fund 17071 Series A | 2010-18                                 | 5.000                 | 2,250         | 2,250              |
| Fund 17071 Series B | 2010-19                                 | 3.125-5.000           | 52,750        | 52,750             |
| Fund 17081 Series A | 2009-29                                 | 5.100-5.632           | 55,000        | 55,000             |
| Fund 17091 Series A | 2009-22                                 | 5.200                 | 11,600        | 11,600             |
| Fund 17861 Series E | 2002-10                                 | 3.500                 | 386           | 386                |
| Fund 17861 Series G | 2004-12                                 | 5.000                 | 30            | 30                 |
| Fund 17861 Series I | 2005-12                                 | 4.000                 | 38            | 38                 |
| Fund 17861 Series H | 2005-15                                 | 4.450                 | 10            | 10                 |
| Fund 17861 Series J | 2007-17                                 | 4.000                 | 100           | 100                |
| Fund 17861 Series K | 2009-22                                 | 5.200                 | 8,100         | 8,100              |
| Fund 17871 Series M | 2004-11                                 | 5.000                 | 254           | 254                |
| Fund 17871 Series K | 2004-13                                 | 3.400                 | 120           | 120                |
| Fund 17871 Series O | 2006-11                                 | 3.750                 | 1,200         | 1,200              |
| Fund 17871 Series L | 2007-12                                 | 3.500                 | 500           | 500                |
| Fund 17891 Series D | 2005-12                                 | 4.000                 | 165           | 165                |
| Fund 17891 Series E | 2006-13                                 | 5.000                 | 85            | 85                 |
| Fund 17891 Series Q | 2006-13                                 | 5.000                 | 215           | 215                |
| Fund 17891 Series R | 2007-17                                 | 4.000                 | 40            | 40                 |
| Fund 17891 Series S | 2008-13                                 | 4.500                 | 400           | 400                |
| Fund 17891 Series T | 2010-17                                 | 5.000                 | 500           | 500                |
| Fund 17901 Series A | 1990-10                                 | 7.352                 | 20,100        | 5,646              |
| Fund 17901 Series E | 1992-12                                 | 6.358-6.402           | 32,140        | 4,800              |
| Fund 17911 Series E | 1993-12                                 | 5.923-5.945           | 10,975        | 6,152              |
| Fund 17911 Series M | 2004-11                                 | 5.000                 | 803           | 803                |
| Fund 17911 Series N | 2004-13                                 | 3.400                 | 225           | 225                |
| Fund 17911 Series O | 2010-15                                 | 5.000                 | 250           | 250                |
| Fund 17921 Series A | 1993-12                                 | 5.500                 | 39,507        | 17,340             |
| Fund 17931 Series C | 1994-13                                 | 6.371-6.414           | 58,000        | 8,876              |
| Fund 17931 Series L | 2004-12                                 | 5.000                 | 545           | 545                |
| Fund 17951 Series I | 2002-10                                 | 3.500                 | 2,324         | 2,324              |
| Fund 17951 Series J | 2003-13                                 | 3.500-5.000           | 9,119         | 9,119              |
| Fund 13045 Series A | 1996-11                                 | 5.100                 | 4,370         | 2,122              |
| Fund 13045 Series A | 2001-11                                 | 4.000                 | 100,000       | 4,960              |
| Fund 13045 Series A | 2002-12                                 | 4.200-5.000           | 100,000       | 10,000             |
| Fund 13045 Series A | 2003-23                                 | 3.200-5.250           | 96,210        | 25,595             |
| Fund 13045 Series A | 2004-24                                 | 2.750-5.000           | 97,845        | 59,445             |
| Fund 13045 Series A | 2005-25                                 | 3.375-5.000           | 98,110        | 71,970             |
| Fund 13045 Series A | 2006-26                                 | 3.450-5.000           | 77,145        | 61,710             |
| Fund 13045 Series A | 2007-27                                 | 3.600-5.000           | 89,355        | 73,545             |
| Fund 13045 Series A | 2009-29                                 | 2.000-5.000           | 144,855       | 137,510            |
| Fund 13045 Series A | 2010-30                                 | 2.000-5.000           | 97,115        | 97,115             |
| Fund 17961 Series J | 2004-11                                 | 5.000                 | 8,001         | 5,000              |
| Fund 17961 Series K | 2004-12                                 | 5.000                 | 3,017         | 3,017              |
| Fund 17961 Series A | 2005-13                                 | 5.000                 | 22,828        | 22,828             |
| Fund 17961 Series G | 2005-12                                 | 5.000                 | 185           | 185                |
| Fund 17961 Series L | 2005-12                                 | 5.000                 | 1,987         | 1,987              |
| Fund 17961 Series B | 2005-13                                 | 4.000-5.000           | 17,372        | 17,372             |
| Fund 17961 Series H | 2005-12                                 | 4.000                 | 372           | 372                |
| Fund 17961 Series M | 2005-12                                 | 4.000                 | 565           | 565                |

**SCHEDULE E-2**

|   | <b>ISSUE AND<br/>MATURITY<br/>DATES</b> | <b>INTEREST<br/>%</b> | <b>ISSUED</b> | <b>OUTSTANDING</b> |
|---|---|-----------------------|---------------|--------------------|
| Fund 17961 Series N                         | 2009-22                                 | 5.200                 | 3,400         | 3,400              |
| Fund 17971 Series C                         | 2000-10                                 | 4.600                 | 8,015         | 1,964              |
| Fund 17971 Series G                         | 2003-19                                 | 4.250                 | 21,272        | 1,415              |
| Fund 17971 Series D                         | 2003-20                                 | 4.350                 | 330           | 330                |
| Fund 17971 Series F                         | 2003-20                                 | 4.350                 | 79            | 79                 |
| Fund 17971 Series H                         | 2010-17                                 | 5.000                 | 2,485         | 2,485              |
| Fund 17971 Series E                         | 2010-18                                 | 5.000                 | 15            | 15                 |
| Fund 17981 Series D                         | 2001-10                                 | 5.000                 | 2,691         | 2,691              |
| Fund 17981 Series A                         | 2001-19                                 | 4.250                 | 49,585        | 49,585             |
| Fund 17981 Series C                         | 2001-21                                 | 4.250                 | 27,715        | 27,715             |
| Fund 17981 Series D                         | 2001-20                                 | 4.250                 | 22,700        | 22,700             |
| Fund 17981 Series A                         | 2002-12                                 | 4.050                 | 2,060         | 2,060              |
| Fund 17981 Series C                         | 2003-20                                 | 4.350                 | 4,990         | 1,255              |
| Fund 17981 Series F                         | 2004-11                                 | 5.000                 | 395           | 395                |
| Fund 17991 Series A                         | 2000-10                                 | 4.600-5.375           | 51,665        | 31,036             |
| Fund 17991 Series C                         | 2002-10                                 | 5.000                 | 46,851        | 949                |
| Fund 17991 Series E                         | 2003-22                                 | 4.350-5.000           | 20,001        | 7,096              |
| <b>School Construction</b>                  |   |                       |               |                    |
| Fund 13009 Series EE                        | 1992-12                                 | 6.777                 | 19,297        | 3,061              |
| Fund 13009 Series KK                        | 1993-12                                 | 5.341-5.383           | 28,108        | 7,998              |
| Fund 13009 Series LL                        | 1994-12                                 | 5.650                 | 66,937        | 10,920             |
| Fund 13009 Series 0                         | 2010-11                                 | 1.500                 | 11,600        | 11,600             |
| Fund 13010 Series F                         | 2002-17                                 | 3.500-5.000           | 150,000       | 39,165             |
| Fund 13010 Series A-5                       | 2002-12                                 | 4.150-5.250           | 196,950       | 28,500             |
| Fund 13010 Series GGG                       | 2002-22                                 | 4.125-4.750           | 148,875       | 28,335             |
| Fund 13010 Series JJJ                       | 2003-23                                 | 3.000-5.000           | 60,300        | 45,000             |
| Fund 13010 Series III                       | 2003-12                                 | 3.600-5.000           | 102,700       | 22,700             |
| Fund 13010 Series KKK                       | 2003-23                                 | 3.875-5.000           | 86,885        | 18,560             |
| Fund 13010 Series MMM                       | 2004-24                                 | 3.300-5.000           | 150,000       | 150,000            |
| Fund 13010 Series NNN                       | 2004-24                                 | 3.400-5.000           | 138,130       | 138,130            |
| Fund 13010 Series LLL                       | 2004-24                                 | 3.900-4.750           | 95,415        | 89,915             |
| Fund 13010 Series PPP                       | 2005-25                                 | 4.000-5.000           | 159,220       | 159,220            |
| Fund 13010 Series OOO                       | 2005-23                                 | 5.000                 | 260,000       | 260,000            |
| Fund 13010 Series QQQ                       | 2005-25                                 | 4.375-5.000           | 115,930       | 115,930            |
| Fund 13010 Series SSS                       | 2006-26                                 | 3.700-5.000           | 187,310       | 160,000            |
| Fund 13010 Series VVV                       | 2006-21                                 | 3.500-5.000           | 201,870       | 201,870            |
| Fund 13010 Series RRR                       | 2006-25                                 | 3.700-5.000           | 181,540       | 181,540            |
| Fund 13010 Series UUU                       | 2006-26                                 | 4.000-5.000           | 241,700       | 241,700            |
| Fund 13010 Series TTT                       | 2006-26                                 | 4.000-5.000           | 143,500       | 143,500            |
| Fund 13010 Series VVV                       | 2007-27                                 | 4.000-5.000           | 200,000       | 167,240            |
| Fund 13010 Series XXX                       | 2007-27                                 | 4.000-5.000           | 154,025       | 154,025            |
| Fund 13010 Series ZZZ                       | 2008-28                                 | 3.000-5.000           | 389,000       | 350,100            |
| Fund 13010 Series YYY                       | 2008-28                                 | 3.000-5.000           | 308,975       | 308,975            |
| Fund 13010 Series AAA                       | 2008-28                                 | 4.500-5.750           | 305,500       | 305,500            |
| Fund 13010 Series CCC                       | 2009-14                                 | 5.000                 | 165,750       | 165,750            |
| Fund 13010 Series BBB                       | 2009-29                                 | 3.125-5.000           | 245,050       | 239,450            |
| Fund 13010 Series DDD                       | 2009-29                                 | 5.632                 | 215,000       | 215,000            |
| Fund 13010 Series 0                         | 2010-18                                 | 1.500-5.000           | 188,400       | 188,400            |
| Fund 13010 Series EEE                       | 2010-16                                 | 2.875-5.000           | 26,000        | 26,000             |
| Fund 13010 Series FFF                       | 2010-26                                 | 4.407-5.257           | 152,500       | 152,500            |
| <b>Municipal and Other Grants and Loans</b> |   |                       |               |                    |
| Fund 12034 Series C                         | 1997-12                                 | 4.250                 | 30,124        | 15,000             |
| Fund 12034 Series 0                         | 2003-12                                 | 5.750                 | 21,400        | 11,100             |
| Fund 12034 Series V                         | 2003-13                                 | 3.600-5.000           | 14,000        | 14,000             |
| Fund 12034 Series X                         | 2005-15                                 | 4.450                 | 2,553         | 2,553              |

**SCHEDULE E-2**

|                      | <b>ISSUE AND<br/>MATURITY<br/>DATES</b> | <b>INTEREST<br/>%</b> | <b>ISSUED</b> | <b>OUTSTANDING</b> |
|----------------------|---|-----------------------|---------------|--------------------|
| Fund 12034 Series BB | 2007-11                                 | 3.950-4.240           | 23,000        | 18,500             |
| Fund 12034 Series CC | 2009-11                                 | 2.000-2.750           | 14,300        | 14,300             |
| Fund 12034 Series DD | 2009-16                                 | 3.080-5.460           | 33,770        | 33,770             |
| Fund 12034 Series EE | 2010-17                                 | 3.125-5.000           | 7,500         | 7,500              |
| Fund 12040 Series B  | 1991-11                                 | 7.000                 | 150           | 150                |
| Fund 12040 Series C  | 1991-11                                 | 7.000                 | 9,455         | 5,183              |
| Fund 12050 Series LL | 2003-18                                 | 3.950-5.000           | 22,500        | 4,105              |
| Fund 12050 Series OO | 2005-16                                 | 5.000                 | 10,000        | 10,000             |
| Fund 12050 Series PP | 2006-12                                 | 3.500-4.000           | 30,000        | 30,000             |
| Fund 12050 Series QQ | 2006-12                                 | 4.000                 | 20,000        | 15,000             |
| Fund 12050 Series RR | 2007-15                                 | 4.000-5.000           | 20,000        | 20,000             |
| Fund 12050 Series SS | 2008-13                                 | 3.000-4.000           | 25,000        | 25,000             |
| Fund 12050 Series TT | 2009-29                                 | 5.632                 | 26,100        | 26,100             |
| Fund 12051 Series U  | 2009-14                                 | 2.250-5.000           | 38,900        | 38,900             |
| Fund 12052 Series B  | 1994-13                                 | 6.266-6.398           | 9,618         | 9,425              |
| Fund 12052 Series A  | 1994-13                                 | 6.398                 | 1,000         | 1,000              |
| Fund 12052 Series D  | 1999-14                                 | 5.250                 | 28,183        | 2,175              |
| Fund 12052 Series G  | 1999-14                                 | 5.250                 | 4,926         | 2,500              |
| Fund 12052 Series E  | 2002-22                                 | 4.850                 | 4,901         | 4,901              |
| Fund 12052 Series H  | 2002-22                                 | 4.850                 | 1,000         | 1,000              |
| Fund 12052 Series K  | 2002-22                                 | 4.850                 | 99            | 99                 |
| Fund 12052 Series 0  | 2003-13                                 | 5.750                 | 15,700        | 15,700             |
| Fund 12052 Series F  | 2003-17                                 | 4.100                 | 52            | 52                 |
| Fund 12052 Series I  | 2003-17                                 | 4.100                 | 600           | 600                |
| Fund 12052 Series L  | 2003-17                                 | 4.100                 | 3,771         | 1,533              |
| Fund 12052 Series B  | 2003-19                                 | 4.000-4.150           | 25,577        | 9,140              |
| Fund 12052 Series A  | 2004-11                                 | 2.750-5.000           | 9,388         | 2,647              |
| Fund 12052 Series I  | 2004-11                                 | 5.000                 | 252           | 252                |
| Fund 12052 Series B  | 2004-12                                 | 5.000                 | 337           | 337                |
| Fund 12052 Series E  | 2004-13                                 | 3.400-5.000           | 2,325         | 2,325              |
| Fund 12052 Series F  | 2004-12                                 | 5.000                 | 2,908         | 2,908              |
| Fund 12052 Series A  | 2004-13                                 | 3.400                 | 235           | 235                |
| Fund 12052 Series I  | 2004-13                                 | 3.400                 | 125           | 125                |
| Fund 12052 Series A  | 2005-14                                 | 4.450                 | 2,000         | 2,000              |
| Fund 12052 Series F  | 2005-14                                 | 4.450                 | 50            | 50                 |
| Fund 12052 Series A  | 2006-11                                 | 3.500-5.000           | 28,037        | 28,037             |
| Fund 12052 Series B  | 2006-10                                 | 3.500-4.000           | 6,889         | 6,889              |
| Fund 12052 Series D  | 2006-10                                 | 3.500                 | 1,333         | 1,333              |
| Fund 12052 Series H  | 2006-10                                 | 3.500                 | 13,741        | 13,741             |
| Fund 12052 Series H  | 2007-11                                 | 3.500-4.000           | 14,459        | 14,459             |
| Fund 12052 Series K  | 2007-12                                 | 3.500                 | 245           | 245                |
| Fund 12052 Series L  | 2007-10                                 | 3.500                 | 43            | 43                 |
| Fund 12052 Series M  | 2007-10                                 | 3.500                 | 3,203         | 3,162              |
| Fund 12052 Series B  | 2007-12                                 | 3.500-4.000           | 16,576        | 16,576             |
| Fund 12052 Series C  | 2007-11                                 | 4.000                 | 1,486         | 1,486              |
| Fund 12052 Series I  | 2007-11                                 | 4.000                 | 6,045         | 6,045              |
| Fund 12052 Series A  | 2007-12                                 | 3.500                 | 1,293         | 1,293              |
| Fund 12052 Series J  | 2007-12                                 | 3.500                 | 241           | 241                |
| Fund 12052 Series A  | 2010-15                                 | 5.000                 | 3,800         | 3,800              |
| Fund 12052 Series B  | 2010-15                                 | 2.500-5.000           | 2,700         | 2,700              |
| Fund 12052 Series C  | 2010-15                                 | 2.500                 | 1,387         | 1,387              |
| Fund 12052 Series D  | 2010-15                                 | 2.500                 | 4,250         | 4,250              |
| Fund 12052 Series J  | 2010-15                                 | 2.500                 | 7,206         | 7,206              |
| Fund 12052 Series K  | 2010-15                                 | 2.500                 | 650           | 650                |
| Fund 12052 Series M  | 2010-15                                 | 2.500                 | 7             | 7                  |

**SCHEDULE E-2**

|                                       | <b>ISSUE AND<br/>MATURITY<br/>DATES</b> | <b>INTEREST<br/>%</b> | <b>ISSUED</b> | <b>OUTSTANDING</b> |
|---------------------------------------|---|-----------------------|---------------|--------------------|
| Fund 12053 Series C                   | 1991-11                                 | 6.701-6.727           | 12,494        | 5,753              |
| Fund 12055 Series L                   | 2004-11                                 | 5.000                 | 134           | 134                |
| Fund 12055 Series M                   | 2005-14                                 | 4.450                 | 920           | 920                |
| Fund 12059 Series A                   | 2001-11                                 | 4.250                 | 73,800        | 20,000             |
| Fund 12059 Series A-2                 | 2001-12                                 | 4.330                 | 20,000        | 20,000             |
| Fund 12059 Series B                   | 2002-12                                 | 3.950-4.500           | 51,200        | 13,605             |
| Fund 12059 Series C                   | 2002-14                                 | 3.900                 | 5,782         | 1,735              |
| Fund 12059 Series D                   | 2003-13                                 | 3.000-5.000           | 30,000        | 30,000             |
| Fund 12059 Series E                   | 2003-10                                 | 3.000                 | 5,000         | 2,230              |
| Fund 12059 Series E                   | 2003-10                                 | 2.875                 | 18,000        | 235                |
| Fund 12059 Series D                   | 2003-13                                 | 5.000                 | 5,000         | 5,000              |
| Fund 12059 Series C                   | 2003-16                                 | 3.600-3.800           | 35,000        | 1,505              |
| Fund 12059 Series G                   | 2004-11                                 | 5.000                 | 20,000        | 20,000             |
| Fund 12059 Series F                   | 2005-14                                 | 4.300-4.450           | 35,180        | 19,745             |
| Fund 12059 Series I                   | 2005-16                                 | 5.000                 | 22,500        | 10,000             |
| Fund 12059 Series K                   | 2006-13                                 | 3.700-4.000           | 11,500        | 11,500             |
| Fund 12059 Series H                   | 2009-11                                 | 3.080                 | 750           | 750                |
| Fund 13019 Series O                   | 1997-14                                 | 4.250                 | 25,000        | 25,000             |
| Fund 13019 Series U                   | 2001-11                                 | 3.700-5.000           | 83,367        | 19,250             |
| Fund 13019 Series W                   | 2003-17                                 | 3.800-5.000           | 55,000        | 11,580             |
| Fund 13019 Series Y                   | 2004-15                                 | 3.100-5.000           | 40,000        | 40,000             |
| Fund 13019 Series AA                  | 2005-15                                 | 4.450                 | 4,722         | 4,722              |
| Fund 13019 Series BB                  | 2006-10                                 | 3.500                 | 49,160        | 8,960              |
| Fund 13019 Series DD                  | 2006-10                                 | 3.500                 | 37,775        | 7,930              |
| Fund 13019 Series EE                  | 2007-13                                 | 3.750-5.000           | 35,000        | 28,485             |
| Fund 13019 Series FF                  | 2007-12                                 | 4.240-4.290           | 7,500         | 7,500              |
| Fund 13019 Series GG                  | 2008-12                                 | 3.000-4.000           | 56,310        | 26,025             |
| Fund 13019 Series HH                  | 2009-20                                 | 2.500-5.000           | 92,350        | 92,350             |
| Fund 13019 Series II                  | 2009-21                                 | 5.100                 | 6,300         | 6,300              |
| Fund 21004 Series J                   | 2009-11                                 | 3.080                 | 10            | 10                 |
| <b>Elderly Housing</b>                |   |                       |               |                    |
| Fund 12060 Series SNH                 | 2007-27                                 | 4.000-5.000           | 25,550        | 24,135             |
| Fund 12060 Series 10                  | 2009-29                                 | 2.375-5.000           | 36,550        | 36,550             |
| Fund 12060 Series 11                  | 2009-11                                 | 2.299                 | 2,160         | 1,090              |
| Fund 12063 Series D                   | 1992-11                                 | 6.795                 | 7,576         | 2,215              |
| Fund 12063 Series A                   | 2009-11                                 | 3.080                 | 6,208         | 5,560              |
| Fund 12066 Series B                   | 2009-18                                 | 5.460                 | 20,000        | 20,000             |
| <b>Elimination of Water Pollution</b> |   |                       |               |                    |
| Fund 21014 Series J1                  | 1991-11                                 | 6.753                 | 12,873        | 736                |
| Fund 21014 Series J2                  | 1991-11                                 | 6.753                 | 19,690        | 505                |
| Fund 21014 Series L2                  | 1992-12                                 | 6.034                 | 26,145        | 3,312              |
| Fund 21014 Series V-1                 | 1996-18                                 | 5.030                 | 5,000         | 2,169              |
| Fund 21014 Series V-2                 | 1996-17                                 | 5.030                 | 3,290         | 540                |
| Fund 21014 Series Z-1                 | 1997-20                                 | 5.081                 | 19,000        | 10,010             |
| Fund 21014 Series Z-2                 | 1997-20                                 | 5.081                 | 5,200         | 1,725              |
| Fund 21014 Series BB1                 | 1999-22                                 | 4.633                 | 18,000        | 11,568             |
| Fund 21014 Series BB2                 | 1999-22                                 | 4.633                 | 4,875         | 2,795              |
| Fund 21014 Series A                   | 2001-22                                 | 4.650                 | 3,605         | 2,255              |
| Fund 21014 Series B-C                 | 2001-22                                 | 4.652                 | 7,319         | 5,104              |
| Fund 21014 Series B-D                 | 2001-22                                 | 4.652                 | 3,080         | 2,147              |
| Fund 21014 Series AA                  | 2001-11                                 | 4.100-5.000           | 35,000        | 35,000             |
| Fund 21014 Series BD                  | 2003-23                                 | 4.500-5.000           | 25,000        | 25,000             |
| Fund 21014 Series FF                  | 2006-11                                 | 3.750-5.000           | 12,000        | 12,000             |
| Fund 21014 Series GG                  | 2007-14                                 | 3.500-5.000           | 30,000        | 30,000             |
| Fund 21014 Series HH                  | 2008-11                                 | 3.500-5.000           | 50,000        | 38,790             |

**SCHEDULE E-2**

|  | <b>ISSUE AND<br/>MATURITY<br/>DATES</b> | <b>INTEREST<br/>%</b> | <b>ISSUED</b> | <b>OUTSTANDING</b> |
|--|---|-----------------------|---------------|--------------------|
| Fund 21014 Series II                         | 2009-20                                 | 4.950                 | 50,000        | 50,000             |
| Fund 21016 Series DD                         | 2004-12                                 | 3.000-5.000           | 13,600        | 13,600             |
| <b>Infrastructure Improvements</b>           |   |                       |               |                    |
| Fund 13033 Series 1                          | 1990-10                                 | 6.171                 | 250,000       | 22,200             |
| Fund 13033 Series B                          | 1991-12                                 | 6.500                 | 266,000       | 77,655             |
| Fund 13033 Series B                          | 1992-12                                 | 6.125                 | 275,000       | 64,010             |
| Fund 13033 Series B-2                        | 1998-13                                 | 5.500                 | 192,955       | 51,650             |
| Fund 13033 Series A1                         | 2000-10                                 | 5.250                 | 125,000       | 10,440             |
| Fund 13033 Series 0                          | 2001-14                                 | 4.000-5.375           | 175,000       | 39,205             |
| Fund 13033 Series 0                          | 2002-22                                 | 4.000-5.375           | 112,000       | 55,145             |
| Fund 13033 Series 0                          | 2002-22                                 | 3.300-5.250           | 215,000       | 127,945            |
| Fund 13033 Series 0                          | 2003-24                                 | 3.000-5.000           | 200,000       | 155,945            |
| Fund 13033 Series UK1                        | 2004-17                                 | 3.500-5.000           | 96,663        | 63,468             |
| Fund 13033 Series A-2                        | 2004-18                                 | 4.000-5.000           | 20,070        | 20,070             |
| Fund 13033 Series CC4                        | 2004-24                                 | 4.000-5.000           | 34,267        | 34,267             |
| Fund 13033 Series CC3                        | 2004-23                                 | 4.100-5.000           | 49,000        | 49,000             |
| Fund 13033 Series A-1                        | 2005-21                                 | 4.500-5.000           | 165,433       | 133,813            |
| Fund 13033 Series UK1                        | 2005-23                                 | 4.750-5.000           | 25,000        | 25,000             |
| Fund 13033 Series UK3                        | 2005-21                                 | 5.000                 | 6,930         | 6,930              |
| Fund 13033 Series UK4                        | 2005-25                                 | 4.500-4.750           | 42,070        | 42,070             |
| Fund 13033 Series A-2                        | 2005-25                                 | 4.500                 | 10,567        | 10,567             |
| Fund 13033 Series A-1                        | 2007-21                                 | 3.500-5.000           | 138,933       | 122,608            |
| Fund 13033 Series UK2                        | 2007-24                                 | 4.125-5.000           | 49,000        | 49,000             |
| Fund 13033 Series UK-                        | 2007-27                                 | 4.375-5.000           | 62,067        | 62,067             |
| Fund 13033 Series UK-                        | 2008-28                                 | 3.000-5.000           | 300,000       | 290,540            |
| Fund 13033 Series UK1                        | 2009-11                                 | 2.500-3.000           | 21,383        | 21,383             |
| Fund 13033 Series UK-                        | 2009-27                                 | 3.000-5.740           | 272,414       | 289,989            |
| Fund 13033 Series UKS                        | 2009-29                                 | 3.000-5.000           | 126,587       | 109,012            |
| Fund 13033 Series UK3                        | 2009-29                                 | 5.740                 | 79,616        | 79,616             |
| Fund 14005 1998 Series C - Refunding A       | 1998-13                                 | 5.500                 | 197,500       | 137,035            |
| Fund 14005 2001 Series B - Refunding B       | 2001-15                                 | 5.375                 | 533,335       | 217,600            |
| Fund 14005 2003 Series A - Refunding A       | 2003-10                                 | 3.000-5.000           | 338,610       | 12,900             |
| Fund 14005 2004 Series CC5 - Refunding       | 2004-19                                 | 3.000-5.250           | 89,725        | 89,460             |
| Fund 14005 2008 Series 1 - Refunding         | 2008-22                                 | 3.000-5.000           | 97,690        | 97,690             |
| Fund 14005 2009 Series UK- Refunding         | 2009-14                                 | 2.000-5.000           | 49,775        | 49,775             |
| Fund 14005 2009 Series 1 - Refunding         | 2009-22                                 | 2.000-5.000           | 415,035       | 412,430            |
| <b>General Obligation Refunding</b>          |   |                       |               |                    |
| General Obligation Refunding (Mar. 1993)     | 1993-10                                 | 5.500                 | 52,445        | 10,285             |
| General Obligation Refunding (Oct. 1993)     | 1993-12                                 | 6.000                 | 147,750       | 22,440             |
| General Obligation Refunding (June 2001)     | 2001-16                                 | 4.400-5.500           | 365,685       | 312,655            |
| General Obligation Refunding (Nov. 2001)     | 2001-19                                 | 5.000-5.125           | 299,990       | 194,840            |
| General Obligation Refunding (June 2002)     | 2002-18                                 | 5.000-5.500           | 142,130       | 34,470             |
| General Obligation Refunding (August 2002)   | 2002-15                                 | 4.000-5.500           | 216,525       | 212,350            |
| General Obligation Refunding (August 2003)   | 2003-10                                 | 5.000                 | 83,745        | 32,425             |
| General Obligation Refunding (December 2003) | 2003-11                                 | 5.000                 | 119,250       | 21,370             |
| General Obligation Refunding (January 2004)  | 2004-20                                 | 3.900-5.000           | 216,950       | 191,840            |
| General Obligation Refunding (April 2004)    | 2004-20                                 | 2.750-5.000           | 979,400       | 944,765            |
| General Obligation Refunding (April 2005)    | 2005-21                                 | 3.990-5.250           | 331,480       | 331,480            |
| General Obligation Refunding (March 2006)    | 2006-20                                 | 4.750-5.000           | 61,020        | 59,555             |
| General Obligation Refunding (Nov. 2006)     | 2006-22                                 | 4.000-5.000           | 308,400       | 307,005            |
| General Obligation Refunding (Apr. 2007)     | 2007-22                                 | 5.000                 | 46,030        | 46,030             |
| General Obligation Refunding (May 2007)      | 2007-22                                 | 4.000-5.000           | 173,300       | 173,030            |
| General Obligation Refunding (Dec. 2007)     | 2007-15                                 | 3.500-5.000           | 155,845       | 148,000            |
| General Obligation Refunding (Apr. 2008)     | 2008-12                                 | 3.500                 | 50,000        | 25,000             |
| General Obligation Refunding (Mar. 2009)     | 2009-18                                 | 2.000-5.000           | 74,215        | 44,295             |

**SCHEDULE E-2**

|  | <b>ISSUE AND<br/>MATURITY<br/>DATES</b> | <b>INTEREST<br/>%</b> | <b>ISSUED</b>        | <b>OUTSTANDING</b>   |
|--|---|-----------------------|----------------------|----------------------|
| General Obligation Refunding (May. 2010)           | 2010-21                                 | 2.000-5.000           | 36,095               | 36,095               |
| General Obligation Refunding (Mar. 2010)           | 2010-21                                 | 2.000-5.000           | 258,235              | 258,235              |
| <b>Pension Obligations</b>                         |   |                       |                      |                      |
| Fund 31006 Series A                                | 2008-32                                 | 4.200-5.850           | 2,089,675            | 2,089,675            |
| Fund 31006 Series B                                | 2008-25                                 | 5.404-6.270           | 176,313              | 176,313              |
| Fund 31006 Series A-2                              | 2008-28                                 | 5.000                 | 10,590               | 10,590               |
| <b>Miscellaneous</b>                               |   |                       |                      |                      |
| CHEFA Childcare Facilities Series A                | 1998-28                                 | 6.750                 | 5,375                | 4,750                |
| CHEFA Childcare Pool Series A                      | 1998-28                                 | 4.400-5.000           | 10,175               | 6,690                |
| CHEFA Childcare Series C                           | 1999-29                                 | 5.000-5.625           | 18,690               | 14,440               |
| CHEFA Childcare Series D                           | 2000-30                                 | 4.875-5.500           | 3,940                | 3,340                |
| CHEFA Childcare Series E                           | 2001-31                                 | 4.250-5.000           | 3,865                | 3,330                |
| CDA Refunding series A,B & C                       | 2004-24                                 | 3.000-5.125           | 22,435               | 19,400               |
| CDA Increment Financing Cabela's Inc.              | 2006-20                                 | 3.750-4.000           | 9,825                | 8,150                |
| CHEFA Childcare Series F                           | 2006-36                                 | 3.625-5.000           | 19,165               | 18,815               |
| CHEFA Childcare Series G                           | 2008-38                                 | 4.000-6.000           | 16,875               | 16,875               |
| Fund 13015 Series S - Agricultural Land            | 2007-15                                 | 3.500-4.000           | 1,000                | 1,000                |
| Fund 13015 Series T - Agricultural Land            | 2009-21                                 | 5.100                 | 30,000               | 30,000               |
| <b>Total from General and Transportation Funds</b> |   |                       | <b>21,522,350</b>    | <b>16,489,850</b>    |
| <b>Bonds Redeemable from Other Sources</b>         |   |                       |                      |                      |
| <b>University and State University</b>             |   |                       |                      |                      |
| Fund 13042 Series A                                | 1993-12                                 | 5.500                 | 1,530                | 930                  |
| Fund 13042 Series B                                | 1993-12                                 | 5.500                 | 5,398                | 130                  |
| Student Fee Revenue Bonds Series A-2002            | 2002-30                                 | 2.500-5.219           | 75,430               | 36,325               |
| Student Fee Revenue Bonds 2002 A-Refunding         | 2002-29                                 | 3.000-5.250           | 96,130               | 80,505               |
| Student Fee Revenue Bonds Series A-2010            | 2010-27                                 | 2.000-5.000           | 47,545               | 47,545               |
| <b>Bradley International Airport</b>               |   |                       |                      |                      |
| Bradley International Airport Refunding-2004A      | 2004-10                                 | 5.000                 | 30,640               | 5,475                |
| Bradley International Airport Refunding-2001B      | 2001-12                                 | 4.200-4.300           | 19,180               | 17,030               |
| Fund 21008 Parking Revenue Bonds A                 | 2000-24                                 | 6.125-6.600           | 47,665               | 43,005               |
| Fund 21012 Bradley Expansion Bonds                 | 2001-31                                 | 4.300-5.250           | 194,000              | 166,280              |
| <b>Clean Water</b>                                 |   |                       |                      |                      |
| Fund 21015 Series 2003 B - Refunding Bond          | 2003-15                                 | 2.375-5.000           | 115,785              | 81,705               |
| Fund 21015 Series 2006 B - Refunding Bond          | 2006-12                                 | 3.800-5.000           | 30,070               | 8,365                |
| Fund 21015 Series 2009 C - Refunding Bond          | 2009-22                                 | 1.500-5.000           | 115,835              | 115,835              |
| Fund 21015 Series 2009 B - Refunding Bond          | 2009-15                                 | 2.000-5.000           | 44,560               | 36,815               |
| Fund 21015 Series 2003 A                           | 2003-25                                 | 2.375-5.000           | 118,085              | 96,530               |
| Fund 21015 Series 2006 A                           | 2006-27                                 | 3.750-5.000           | 150,000              | 136,235              |
| Fund 21015 Series 2008 A                           | 2008-18                                 | 3.000-5.000           | 171,195              | 128,290              |
| Fund 21015 Series 2009 A                           | 2009-27                                 | 2.000-5.000           | 194,765              | 192,030              |
| Fund 21018 Series 2008 A                           | 2008-18                                 | 3.000-5.000           | 25,000               | 21,530               |
| Fund 21018 Series 2009 A                           | 2009-27                                 | 2.000-5.000           | 4,675                | 4,615                |
| <b>Total from Other Sources</b>                    |   |                       | <b>1,487,488</b>     | <b>1,219,175</b>     |
| <b>Total Bonds Outstanding</b>                     |   |                       | <b>\$ 23,009,838</b> | <b>\$ 17,709,025</b> |
| <b>Notes Redeemable from General Fund Revenue</b>  |   |                       |                      |                      |
| Fund 11000 Economic Recovery Notes                 | 2009-16                                 | 2.000-5.000           | \$ 915,795           | \$ 915,795           |
| Fund 17061 Bond Anticipation Notes                 | 2009-11                                 | 4.000                 | 1,670                | 1,670                |
| Fund 17071 Bond Anticipation Notes                 | 2009-11                                 | 4.000                 | 92,259               | 92,259               |
| Fund 12050 Bond Anticipation Notes                 | 2009-11                                 | 4.000                 | 30,000               | 30,000               |
| Fund 12052 Bond Anticipation Notes                 | 2009-11                                 | 4.000                 | 12,920               | 12,920               |
| Fund 17011 Bond Anticipation Notes                 | 2009-11                                 | 4.000                 | 42,898               | 42,898               |
| Fund 17021 Bond Anticipation Notes                 | 2009-11                                 | 4.000                 | 10,753               | 10,753               |
| Fund 13048 Bond Anticipation Notes                 | 2009-11                                 | 4.000                 | 37,660               | 37,660               |
| Fund 12052 Bond Anticipation Notes                 | 2010-11                                 | 2.000                 | 234,545              | 234,545              |

**SCHEDULE E-2**

|                                | <b>ISSUE AND<br/>MATURITY<br/>DATES</b> | <b>INTEREST<br/>%</b> | <b>ISSUED</b>       | <b>OUTSTANDING</b>  |        |
|--------------------------------|---|-----------------------|---------------------|---------------------|--------|
| Fund 12059                     | Bond Anticipation Notes                 | 2010-11               | 2.000               | 13,790              | 13,790 |
| Fund 13019                     | Bond Anticipation Notes                 | 2010-11               | 2.000               | 37,660              | 37,660 |
| Fund 12065                     | Bond Anticipation Notes                 | 2010-11               | 2.000               | 12,120              | 12,120 |
| Fund 13048                     | Bond Anticipation Notes                 | 2010-11               | 2.000               | 54,620              | 54,620 |
| Fund 17871                     | Bond Anticipation Notes                 | 2010-11               | 2.000               | 350                 | 350    |
| <b>Total Notes Outstanding</b> |   |                       | <b>\$ 1,497,040</b> | <b>\$ 1,497,040</b> |        |



**CHANGES IN BONDS AND NOTES OUTSTANDING**

**JULY 1, 2009 TO JUNE 30, 2010**

(In Thousands)

|   | <b>OUTSTANDING</b>          | <b>ADDITIONS</b>           | <b>RETIRED/<br/>DEFEASED</b> | <b>OUTSTANDING</b>          |
|---|-----------------------------|----------------------------|------------------------------|-----------------------------|
|   | <b><u>6/30/2009</u></b>     | <b><u>2009-10</u></b>      | <b><u>2009-10</u></b>        | <b><u>6/30/2010</u></b>     |
| <b>Bonds Redeemable From General and Transportation</b> |                             |                            |                              |                             |
| <b>Fund Revenues</b>                                    |                             |                            |                              |                             |
| Capital Improvements and Other Purposes                 | \$ 2,237,466                | \$ 302,965                 | \$ 462,928                   | \$ 2,077,503                |
| School Construction                                     | 3,805,450                   | 759,250                    | 234,116                      | 4,330,584                   |
| Municipal and Other Grants and Loans                    | 1,087,237                   | 59,900                     | 242,198                      | 904,939                     |
| Elderly Housing   | 113,837                     | -                          | 24,287                       | 89,550                      |
| Elimination of Water Pollution                          | 218,710                     | 50,000                     | 21,454                       | 247,256                     |
| Infrastructure Improvement                              | 2,817,015                   | 500,000                    | 286,530                      | 3,030,485                   |
| General Obligation Refunding                            | 3,377,490                   | 344,105                    | 315,430                      | 3,406,165                   |
| Pension Obligations                                     | 2,276,578                   | -                          | -                            | 2,276,578                   |
| Miscellaneous   | 101,675                     | 30,000                     | 4,885                        | 126,790                     |
| Total from General and Transportation Funds             | <u>16,035,458</u>           | <u>2,046,220</u>           | <u>1,591,828</u>             | <u>16,489,850</u>           |
| <b>Bonds Redeemable From Other Sources</b>              |                             |                            |                              |                             |
| University and State University                         | 174,421                     | 47,545                     | 56,531                       | 165,435                     |
| Bradley International Airport                           | 243,585                     | -                          | 11,795                       | 231,790                     |
| Clean Water Fund  | 885,200                     | 115,835                    | 179,085                      | 821,950                     |
| Total from Other Sources                                | <u>1,303,206</u>            | <u>163,380</u>             | <u>247,411</u>               | <u>1,219,175</u>            |
| <b>Total Bonds Outstanding</b>                          | <b><u>\$ 17,338,664</u></b> | <b><u>\$ 2,209,600</u></b> | <b><u>\$ 1,839,239</u></b>   | <b><u>\$ 17,709,025</u></b> |
| <b>Notes Redeemable from General Fund Revenue</b>       |                             |                            |                              |                             |
| Economic Recovery Notes                                 | \$ -                        | \$ 915,795                 | \$ -                         | \$ 915,795                  |
| Bond Anticipation Notes                                 | 581,245                     | 353,085                    | 353,085                      | 581,245                     |
| <b>Total Notes Outstanding</b>                          | <b><u>\$ 581,245</u></b>    | <b><u>\$ 1,268,880</u></b> | <b><u>\$ 353,085</u></b>     | <b><u>\$ 1,497,040</u></b>  |

Occasionally during the fiscal year, cash resulting from bond refunding was used to purchase investments in U.S. Government Securities which were placed into an irrevocable trust for the eventual payment of certain bonds which are considered to be defeased at the fiscal year end. A summary of these transactions follows.

| <b><u>Refunding Date</u></b> | <b><u>Refunding<br/>Bonds Issued</u></b> | <b><u>Defeased<br/>Bonds</u></b> |                                |
|------------------------------|--|----------------------------------|--------------------------------|
| October 2009                 | \$ 49,775                                | \$ 50,990                        | - with various due dates from  |
| May 2010                     | 36,095                                   | 35,885                           | - Dec. 2010 through Sept. 2012 |
| June 2010                    | 258,235                                  | 265,444                          | - Apr. 2011 through Apr. 2021  |
|                              | <u>\$ 344,105</u>                        | <u>\$ 352,319</u>                | - Apr. 2013 through Nov. 2021  |

**BONDS OUTSTANDING BY YEARS OF MATURITY  
AS OF JUNE 30, 2010**

**SCHEDULE E-4**

(In Thousands)

| FISCAL<br>YEAR | REDEEMABLE FROM GENERAL<br>AND TRANSPORTATION<br>FUND REVENUE |                     | REDEEMABLE FROM<br>OTHER SOURCES |                   | TOTALS               |                     | TOTAL<br>BONDED<br>DEBT SERVICE |
|----------------|---|---------------------|----------------------------------|-------------------|----------------------|---------------------|---------------------------------|
|                | PRINCIPAL   | INTEREST            | PRINCIPAL                        | INTEREST          | PRINCIPAL            | INTEREST            |                                 |
|                | 2010-11   | \$ 1,275,740        | \$ 842,113                       | \$ 89,365         | \$ 55,390            | \$ 1,365,105        |                                 |
| 2011-12        | 1,203,747   | 767,791             | 90,125                           | 52,307            | 1,293,872            | 820,098             | 2,113,970                       |
| 2012-13        | 1,162,184   | 693,070             | 94,100                           | 48,090            | 1,256,284            | 741,160             | 1,997,444                       |
| 2013-14        | 1,084,790   | 626,985             | 81,025                           | 44,143            | 1,165,815            | 671,128             | 1,836,943                       |
| 2014-15        | 1,027,097   | 566,247             | 83,435                           | 40,360            | 1,110,532            | 606,607             | 1,717,139                       |
| 2015-16        | 963,880   | 518,794             | 83,665                           | 36,400            | 1,047,545            | 555,194             | 1,602,739                       |
| 2016-17        | 904,415   | 475,206             | 60,855                           | 32,917            | 965,270              | 508,123             | 1,473,393                       |
| 2017-18        | 884,952   | 434,474             | 62,770                           | 30,071            | 947,722              | 464,545             | 1,412,267                       |
| 2018-19        | 841,096   | 390,510             | 56,040                           | 27,188            | 897,136              | 417,698             | 1,314,834                       |
| 2019-20        | 731,296   | 352,822             | 60,470                           | 24,482            | 791,766              | 377,304             | 1,169,070                       |
| 2020-21        | 737,836   | 314,708             | 55,825                           | 21,506            | 793,661              | 336,214             | 1,129,875                       |
| 2021-22        | 700,254   | 329,848             | 60,630                           | 18,699            | 760,884              | 348,547             | 1,109,431                       |
| 2022-23        | 735,606   | 306,305             | 57,800                           | 15,777            | 793,406              | 322,082             | 1,115,488                       |
| 2023-24        | 680,634   | 299,200             | 55,185                           | 13,192            | 735,819              | 312,392             | 1,048,211                       |
| 2024-25        | 539,272   | 272,101             | 55,275                           | 10,502            | 594,547              | 282,603             | 877,150                         |
| 2025-26        | 499,306   | 162,995             | 48,465                           | 7,921             | 547,771              | 170,916             | 718,687                         |
| 2026-27        | 506,755   | 136,254             | 35,200                           | 5,637             | 541,955              | 141,891             | 683,846                         |
| 2027-28        | 481,065   | 109,589             | 26,640                           | 3,941             | 507,705              | 113,530             | 621,235                         |
| 2028-29        | 442,220   | 84,053              | 19,945                           | 2,775             | 462,165              | 86,828              | 548,993                         |
| 2029-30        | 391,720   | 60,366              | 20,980                           | 1,746             | 412,700              | 62,112              | 474,812                         |
| 2030-31        | 321,725   | 40,602              | 10,415                           | 829               | 332,140              | 41,431              | 373,571                         |
| 2031-32        | 361,825   | 21,795              | 10,965                           | 281               | 372,790              | 22,076              | 394,866                         |
| 2032-33        | 1,830   | 641                 | -                                | -                 | 1,830                | 641                 | 2,471                           |
| 2033-34        | 1,920   | 539                 | -                                | -                 | 1,920                | 539                 | 2,459                           |
| 2034-35        | 2,030   | 431                 | -                                | -                 | 2,030                | 431                 | 2,461                           |
| 2035-36        | 2,140   | 317                 | -                                | -                 | 2,140                | 317                 | 2,457                           |
| 2036-37        | 2,250   | 197                 | -                                | -                 | 2,250                | 197                 | 2,447                           |
| 2037-38        | 1,100   | 103                 | -                                | -                 | 1,100                | 103                 | 1,203                           |
| 2038-39        | 1,165   | 35                  | -                                | -                 | 1,165                | 35                  | 1,200                           |
| <b>Totals</b>  | <b>\$ 16,489,850</b>  | <b>\$ 7,808,091</b> | <b>\$ 1,219,175</b>              | <b>\$ 494,154</b> | <b>\$ 17,709,025</b> | <b>\$ 8,302,245</b> | <b>\$ 26,011,270</b>            |

**BOND COMMISSION ALLOCATIONS AVAILABLE  
JUNE 30, 2010**

**SCHEDULE E-5**

(In Thousands)

| FUND NO. |   | AUTHORIZED BY BOND ACTS | ALLOCATED            |                     | UNALLOCATED BALANCE |
|----------|---|-------------------------|----------------------|---------------------|---------------------|
|          |   |                         | BONDS ISSUED         | BONDS UNISSUED      |                     |
| 12029    | Student Loan Foundation                   | \$ 5,000                | \$ -                 | \$ 5,000            | \$ -                |
| 12033    | Economic Development                      | 157,430                 | 109,430              | 30,000              | 18,000              |
| 12034    | Economic Assistance                       | 716,800                 | 624,062              | 34,063              | 58,675              |
| 12036    | Connecticut Works Fund                    | 95,000                  | 86,463               | 8,537               | -                   |
| 12050    | Local Capital Improvement                 | 615,000                 | 585,000              | 10,000              | 20,000              |
| 12051    | Capital Equipment Purchase                | 384,990                 | 321,213              | 26,427              | 37,350              |
| 12052    | Grants To Local Governments And Others    | 2,249,450               | 1,376,732            | 66,523              | 806,195             |
| 12053    | Economic Development And Other Grants     | 104,193                 | 101,194              | 2,999               | -                   |
| 12055    | Housing For Homeless Persons With Aids    | 8,100                   | 7,096                | 415                 | 589                 |
| 12058    | Special Contaminated Property Remediation | 6,000                   | 3,000                | -                   | 3,000               |
| 12059    | Hartford Downtown Development             | 500,000                 | 475,810              | 16,070              | 8,120               |
| 12063    | Housing Assistance Fund-Parent            | 562,478                 | 501,925              | 15,994              | 44,559              |
| 12066    | Housing Trust                             | 110,000                 | 40,000               | 10,000              | 60,000              |
| 13007    | Elimination Of Water Pollution            | 398,000                 | 397,966              | 34                  | -                   |
| 13010    | Magnet Schools                            | 6,002,531               | 5,985,030            | 17,501              | -                   |
| 13011    | Specific Highway Purposes                 | 142,050                 | 140,598              | 1,452               | -                   |
| 13015    | Agricultural Land Preservation            | 120,250                 | 114,499              | 5,751               | -                   |
| 13019    | Community Conservation & Development      | 1,172,487               | 1,041,148            | 32,404              | 98,935              |
| 13033    | Infrastructure Improvement                | 9,618,852               | 6,696,651            | 1,624,780           | 1,297,421           |
| 13042    | University & State University Facilities  | 104,363                 | 104,192              | 171                 | -                   |
| 13048    | CSUS 2020                                 | 190,000                 | 92,280               | 2,720               | 95,000              |
| 17001    | Capital Improvements & Other Purposes     | 302,534                 | 290,134              | 6,089               | 6,311               |
| 17011    | Capital Improvements & Other Purposes     | 585,577                 | 493,545              | 48,200              | 43,832              |
| 17021    | Capital Improvements & Other Purposes     | 449,960                 | 439,134              | -                   | 10,826              |
| 17041    | Capital Improvements & Other Purposes     | 255,237                 | 190,898              | 52,593              | 11,746              |
| 17051    | Capital Improvements & Other Purposes     | 202,822                 | 172,500              | 1,794               | 28,528              |
| 17061    | Capital Improvements & Other Purposes     | 177,381                 | 118,080              | 30,031              | 29,270              |
| 17071    | Capital Improvements & Other Purposes     | 424,021                 | 172,259              | 47,870              | 203,892             |
| 17081    | Capital Improvements & Other Purposes     | 244,530                 | 55,000               | 11,829              | 177,701             |
| 17101    | Capital Improvements & Other Purposes     | 25,066                  | -                    | 1,219               | 23,847              |
| 17831    | Capital Improvements & Other Purposes     | 88,295                  | 86,802               | 1,493               | -                   |
| 17851    | Capital Improvements & Other Purposes     | 116,687                 | 113,336              | 3,351               | -                   |
| 17861    | Capital Improvements & Other Purposes     | 119,860                 | 119,463              | 397                 | -                   |
| 17871    | Capital Improvements & Other Purposes     | 521,849                 | 509,854              | 11,995              | -                   |
| 17891    | Capital Improvements & Other Purposes     | 416,558                 | 411,979              | 2,528               | 2,051               |
| 17901    | Capital Improvements & Other Purposes     | 533,894                 | 528,221              | 5,673               | -                   |
| 17911    | Capital Improvements & Other Purposes     | 148,480                 | 142,315              | 3,302               | 2,863               |
| 17921    | Capital Improvements & Other Purposes     | 322,136                 | 320,383              | 553                 | 1,200               |
| 17931    | Capital Improvements & Other Purposes     | 628,254                 | 615,736              | 12,518              | -                   |
| 17951    | Capital Improvements & Other Purposes     | 207,908                 | 205,950              | 640                 | 1,318               |
| 17961    | Capital Improvements & Other Purposes     | 265,385                 | 259,072              | 2,230               | 4,083               |
| 17971    | Capital Improvements & Other Purposes     | 195,286                 | 188,557              | 6,724               | 5                   |
| 17981    | Capital Improvements & Other Purposes     | 208,069                 | 206,845              | 1,224               | -                   |
| 17991    | Capital Improvements & Other Purposes     | 305,471                 | 251,124              | 4,684               | 49,663              |
| 21004    | Connecticut Innovations Incorporated      | 114,800                 | 114,300              | 500                 | -                   |
| 21008    | Bradley Parking Garage                    | 55,000                  | 53,800               | -                   | 1,200               |
| 21014    | Clean Water/Long Island Sound - GO        | 1,026,030               | 774,357              | 186,669             | 65,004              |
| 21015    | Clean Water/Drinking Water - Revenue      | 1,833,400               | 1,408,720            | 344,680             | 80,000              |
| 35013    | Industrial Building Mortgage Insurance    | 26,000                  | 5,550                | 19,450              | 1,000               |
| 88004    | CDA Increment Financing                   | 13,420                  | 9,825                | 3,595               | -                   |
| 88900    | Second Injury Fund                        | 750,000                 | 224,100              | 525,900             | -                   |
|          | <b>Totals</b>                             | <b>\$ 33,826,884</b>    | <b>\$ 27,286,128</b> | <b>\$ 3,248,572</b> | <b>\$ 3,292,184</b> |

# INTERNAL SERVICE FUNDS

## Statements:

EXHIBIT F                      Balance Sheet

SCHEDULE F-1                Statement of Cash Receipts and Disbursements

## Comments:

Internal service funds account for the financing of goods or services provided by one department or agency to other departments or agencies of the State, or to other governmental units, on a cost-reimbursement basis.

**INTERNAL SERVICE FUNDS  
BALANCE SHEET  
JUNE 30, 2010**

|  | 22001                      | 22002                      |
|--|----------------------------|----------------------------|
|  | CORRECTION<br>INDUSTRIES   | TECHNICAL<br>SERVICES      |
| Cash and Short Term Investments                                | \$ 3,108,685               | \$ 5,826,928               |
| Due from Other Funds   | <u>627</u>                 | <u>-</u>                   |
| <b>Total Assets</b>  | <b><u>\$ 3,109,312</u></b> | <b><u>\$ 5,826,928</u></b> |
| <br><b>Liabilities, Reserves, Capital, and Fund Balances</b>   |                            |                            |
| Appropriations Continued                                       | \$ 4,014,067               | \$ 8,826,524               |
| Capital  | 3,730,000                  | 1,100,000                  |
| Fund Balances  | <u>(4,634,755)</u>         | <u>(4,099,596)</u>         |
| <b>Total Liabilities, Reserves, Capital, and Fund Balances</b> | <b><u>\$ 3,109,312</u></b> | <b><u>\$ 5,826,928</u></b> |

---

**INTERNAL SERVICE FUNDS  
STATEMENT OF CASH RECEIPTS AND DISBURSEMENTS  
FISCAL YEAR ENDED JUNE 30, 2010**

|   | 22001                      | 22002                      |
|---|----------------------------|----------------------------|
|   | CORRECTION<br>INDUSTRIES   | TECHNICAL<br>SERVICES      |
| <b>Cash, July 1, 2009</b>                           | <b>\$ 4,261,404</b>        | <b>\$ 7,454,812</b>        |
| <b>Receipts and Transfers:</b>                      |                            |                            |
| Other Receipts                                      | 21,833,478                 | 6,130,012                  |
| Interfund Transfers                                 | <u>(1,194,327)</u>         | <u>(3,285,116)</u>         |
| Totals  | <u>24,900,555</u>          | <u>10,299,708</u>          |
| <br><b>Disbursements:</b>                           |                            |                            |
| Current Expenses, Fixed Charges, and Capital Outlay | <u>21,791,870</u>          | <u>4,472,780</u>           |
| <b>Cash, June 30, 2010</b>                          | <b><u>\$ 3,108,685</u></b> | <b><u>\$ 5,826,928</u></b> |

**EXHIBIT F**

| <b>22003</b>           | <b>22004</b>      |                        |
|------------------------|-------------------|------------------------|
| <b>GENERAL</b>         | <b>CAPITAL</b>    |                        |
| <b>SERVICES</b>        | <b>EQUIPMENT</b>  |                        |
|                        | <b>DATA</b>       | <b>TOTAL</b>           |
|                        | <b>PROCESSING</b> |                        |
| \$ (26,588,058)        | \$ 12,783         | \$ (17,639,662)        |
| -                      | -                 | 627                    |
| <u>\$ (26,588,058)</u> | <u>\$ 12,783</u>  | <u>\$ (17,639,035)</u> |
| \$ -                   | \$ 6,820          | \$ 12,847,411          |
| -                      | -                 | 4,830,000              |
| <u>(26,588,058)</u>    | <u>5,963</u>      | <u>(35,316,446)</u>    |
| <u>\$ (26,588,058)</u> | <u>\$ 12,783</u>  | <u>\$ (17,639,035)</u> |

---

**SCHEDULE F-1**

| <b>22003</b>           | <b>22004</b>      |                        |
|------------------------|-------------------|------------------------|
| <b>GENERAL</b>         | <b>CAPITAL</b>    |                        |
| <b>SERVICES</b>        | <b>EQUIPMENT</b>  |                        |
|                        | <b>DATA</b>       | <b>TOTAL</b>           |
|                        | <b>PROCESSING</b> |                        |
| \$ (42,450,238)        | \$ 12,783         | \$ (30,721,239)        |
| 28,205,250             | -                 | 56,168,740             |
| -                      | -                 | (4,479,443)            |
| <u>(14,244,988)</u>    | <u>12,783</u>     | <u>20,968,058</u>      |
| <u>12,343,070</u>      | <u>-</u>          | <u>38,607,720</u>      |
| <u>\$ (26,588,058)</u> | <u>\$ 12,783</u>  | <u>\$ (17,639,662)</u> |

# ENTERPRISE FUNDS

**Statements:**

EXHIBIT G                      Balance Sheet

SCHEDULE G-1                Statement of Cash Receipts and Disbursements

**Comments:**

Enterprise funds account for operations that are financed and operated in a manner similar to private business enterprises where the intent of the State is that the costs of providing goods or services to the general public on a continuing basis be financed or recovered primarily through user charges.

**ENTERPRISE FUNDS  
BALANCE SHEET  
JUNE 30, 2010**

**ASSETS**

|   | <b>CASH AND<br/>SHORT TERM<br/>INVESTMENTS</b> | <b>ACCOUNTS<br/>AND LOANS<br/>RECEIVABLE</b> | <b>DUE FROM<br/>OTHER<br/>FUNDS</b> | <b>CASH AND<br/>INVESTMENTS<br/>WITH THE<br/>TRUSTEE</b> | <b>TOTAL<br/>ASSETS</b> |
|---|--|--|-------------------------------------|--|-------------------------|
| 21001 Teacher Incentive Loans                   | \$ 61,099                                      | \$ -   | \$ -                                | \$ -   | \$ 61,099               |
| 21002 Health Center Hospital                    | 5,365,232                                      | 42,266,277                                   | -                                   | -  | 47,631,509              |
| 21003 Vocational Education Extension            | 378,489  | -  | -                                   | -  | 378,489                 |
| 21004 Connecticut Innovations Incorporated      | 9,789,431                                      | 201,612                                      | -                                   | -  | 9,991,043               |
| 21005 Auto Emissions Inspection                 | 1,285,329                                      | -  | -                                   | -  | 1,285,329               |
| 21006 Academic Scholarship Loans                | 12,087   | 3,354  | -                                   | -  | 15,441                  |
| 21007 Substance Abuse Revolving Loans           | 77,804   | -  | -                                   | -  | 77,804                  |
| 21008 Bradley International Parking Operations  | -  | -  | -                                   | 12,412,954   | 12,412,954              |
| 21009 Bradley International Airport Operations  | 14,815,376                                     | -  | 10,581                              | 137,079,779  | 151,905,736             |
| 21010 Local Bridge Revolving - Bond Financed    | 3,111,252                                      | 24,569                                       | -                                   | -  | 3,135,821               |
| 21011 Local Bridge Revolving - Revenue Financed | 341,370  | -  | -                                   | -  | 341,370                 |
| 21012 Bradley General Revenue Bonds             | -  | -  | -                                   | (25,514,655)   | (25,514,655)            |
| 21013 Community Residential Facility Loans      | 3,110,762                                      | 15,507,512                                   | -                                   | -  | 18,618,274              |
| 21019 Stadium Facility Enterprise Fund          | 565,778  | -  | 522                                 | -  | 566,300                 |
| 21020 Rate Reduction Bonds                      | -  | -  | -                                   | 404,401  | 404,401                 |
| Various Clean Water                             | 98,806,310                                     | 850,527,241                                  | -                                   | 537,650,193  | 1,486,983,744           |
| Various Drinking Water                          | 1,830,982                                      | 69,485,454                                   | -                                   | 93,900,792   | 165,217,228             |
| Totals  | <u>\$ 139,551,301</u>                          | <u>\$ 978,016,019</u>                        | <u>\$ 11,103</u>                    | <u>\$ 755,933,464</u>                                    | <u>\$ 1,873,511,887</u> |

**ENTERPRISE FUNDS  
STATEMENT OF CASH RECEIPTS AND DISBURSEMENTS  
FISCAL YEAR ENDED JUNE 30, 2010**

**RECEIPTS AND TRANSFERS**

|   | <b>CASH AND<br/>SHORT TERM<br/>INVESTMENTS<br/>JULY 1, 2009</b> | <b>SALE<br/>OF<br/>BONDS</b> | <b>OTHER<br/>RECEIPTS</b> | <b>INTERFUND<br/>TRANSFERS</b> | <b>TRANSFERS<br/>FROM<br/>TRUSTEE</b> |
|---|---|------------------------------|---------------------------|--------------------------------|---------------------------------------|
| 21001 Teacher Incentive Loans                   | \$ 61,099   | \$ -                         | \$ -                      | \$ -                           | \$ -                                  |
| 21002 Health Center Hospital                    | (14,593,162)  | -                            | 247,765,287               | -                              | -                                     |
| 21003 Vocational Education Extension            | 518,845   | -                            | 2,532,217                 | -                              | -                                     |
| 21004 Connecticut Innovations Incorporated      | 9,506,988   | -                            | 7,233,070                 | -                              | -                                     |
| 21005 Auto Emissions Inspection                 | 2,309,857   | -                            | 5,975                     | 5,500,000                      | -                                     |
| 21006 Academic Scholarship Loans                | 11,469  | -                            | 618                       | -                              | -                                     |
| 21007 Substance Abuse Revolving Loans           | 77,804  | -                            | -                         | -                              | -                                     |
| 21009 Bradley International Airport Operations  | 12,900,048  | -                            | 40,992,101                | 19,583                         | -                                     |
| 21010 Local Bridge Revolving - Bond Financed    | 7,068,827   | -                            | 10,589                    | -                              | -                                     |
| 21011 Local Bridge Revolving - Revenue Financed | 904,278   | -                            | 3,032                     | -                              | -                                     |
| 21013 Community Residential Facility Loans      | 1,783,428   | -                            | 1,671,301                 | -                              | -                                     |
| 21019 Stadium Facility Enterprise Fund          | 740,478   | -                            | 534,606                   | 1,505                          | -                                     |
| Various Clean Water                             | 184,703,064   | 60,381,914                   | 23,313,425                | 69,273                         | 716,608                               |
| Various Drinking Water                          | 5,705,124   | -                            | 4,715,883                 | (69,273)                       | -                                     |
| Totals  | <u>\$ 211,698,147</u>   | <u>\$ 60,381,914</u>         | <u>\$ 328,778,104</u>     | <u>\$ 5,521,088</u>            | <u>\$ 716,608</u>                     |



**LIABILITIES, RESERVES, CAPITAL, AND FUND BALANCES**

| RESERVE<br>FOR<br>RECEIVABLES | APPROPRIATIONS<br>CONTINUED | CAPITAL           | FUND<br>BALANCES      | TOTAL<br>LIABILITIES,<br>RESERVES,<br>CAPITAL, AND<br>FUND BALANCES |
|-------------------------------|-----------------------------|-------------------|-----------------------|---|
| \$ -                          | \$ -                        | \$ -              | \$ 61,099             | \$ 61,099   |
| 42,266,277                    | 28,215,928                  | 500,000           | (23,350,696)          | 47,631,509  |
| -                             | 179,347                     | 350,000           | (150,858)             | 378,489   |
| 201,612                       | 1,658,192                   | -                 | 8,131,239             | 9,991,043   |
| -                             | 1,330,336                   | -                 | (45,007)              | 1,285,329   |
| 3,354                         | 10,229                      | -                 | 1,858                 | 15,441  |
| -                             | 77,804                      | -                 | -                     | 77,804  |
| -                             | -                           | -                 | 12,412,954            | 12,412,954  |
| -                             | 7,607,458                   | -                 | 144,298,278           | 151,905,736   |
| 24,569                        | 3,062,342                   | -                 | 48,910                | 3,135,821   |
| -                             | 211,663                     | -                 | 129,707               | 341,370   |
| -                             | -                           | -                 | (25,514,655)          | (25,514,655)  |
| 15,507,512                    | -                           | -                 | 3,110,762             | 18,618,274  |
| -                             | 537,702                     | -                 | 28,598                | 566,300   |
| -                             | -                           | -                 | 404,401               | 404,401   |
| 850,527,241                   | 553,542,718                 | -                 | 82,913,785            | 1,486,983,744   |
| 69,485,454                    | 20,447,489                  | -                 | 75,284,285            | 165,217,228   |
| <u>\$ 978,016,019</u>         | <u>\$ 616,881,208</u>       | <u>\$ 850,000</u> | <u>\$ 277,764,660</u> | <u>\$ 1,873,511,887</u>   |

**SCHEDULE G-1**

**DISBURSEMENTS**

| TOTALS                | CURRENT EXPENSES<br>FIXED CHARGES,<br>AND<br>CAPITAL OUTLAY | TRANSFERS<br>TO<br>TRUSTEE | TOTAL<br>DISBURSEMENTS | CASH AND<br>SHORT TERM<br>INVESTMENTS<br>JUNE 30, 2010 |
|-----------------------|---|----------------------------|------------------------|--|
| \$ 61,099             | \$ -  | \$ -                       | \$ -                   | \$ 61,099  |
| 233,172,125           | 227,806,893   | -                          | 227,806,893            | 5,365,232  |
| 3,051,062             | 2,672,573   | -                          | 2,672,573              | 378,489  |
| 16,740,058            | 6,950,627   | -                          | 6,950,627              | 9,789,431  |
| 7,815,832             | 6,530,503   | -                          | 6,530,503              | 1,285,329  |
| 12,087                | -   | -                          | -                      | 12,087   |
| 77,804                | -   | -                          | -                      | 77,804   |
| 53,911,732            | 39,096,356  | -                          | 39,096,356             | 14,815,376   |
| 7,079,416             | 3,968,164   | -                          | 3,968,164              | 3,111,252  |
| 907,310               | 565,940   | -                          | 565,940                | 341,370  |
| 3,454,729             | 343,967   | -                          | 343,967                | 3,110,762  |
| 1,276,589             | 710,811   | -                          | 710,811                | 565,778  |
| 269,184,284           | 150,482,311   | 19,895,663                 | 170,377,974            | 98,806,310   |
| 10,351,734            | 4,064,290   | 4,456,462                  | 8,520,752              | 1,830,982  |
| <u>\$ 607,095,861</u> | <u>\$ 443,192,435</u>                                       | <u>\$ 24,352,125</u>       | <u>\$ 467,544,560</u>  | <u>\$ 139,551,301</u>                                  |

# FIDUCIARY FUNDS

**Statements:**

|              |  |
|--------------|--|
| EXHIBIT H    | Balance Sheet – Pension and Other Trust Funds                                |
| SCHEDULE H-1 | Statement of Cash Receipts and Disbursements – Pension and Other Trust Funds |
| EXHIBIT Ha   | Balance Sheet – Agency Funds   |

**Comments:**

Fiduciary funds account for assets held by the State as an agent for individuals or government units. In the future, these assets will be transferred to other State funds or to sources outside the State.

**FIDUCIARY FUNDS  
PENSION & OTHER TRUST FUNDS  
BALANCE SHEET  
JUNE 30, 2010**

**ASSETS**

|  | <b>CASH AND<br/>SHORT TERM<br/>INVESTMENTS</b> | <b>DUE FROM<br/>OTHER FUNDS</b> | <b>DEPOSITS<br/>IN U.S.<br/>TREASURY</b> | <b>LONG TERM<br/>INVESTMENTS</b> |
|--|--|---------------------------------|--|----------------------------------|
| 31001 State Employees' Retirement              | \$ 492,438,240                                 | \$ (8,451)                      | \$ -                                     | \$ 5,453,448,431                 |
| 31002 State's Attorneys' Retirement            | 190,334  | -                               | -  | 642,170                          |
| 31003 General Assembly Retirement              | 16,809   | -                               | -  | -                                |
| 31004 Judges and Compensation Comm. Retirement | 7,981,288                                      | -                               | -  | 116,390,590                      |
| 31005 Public Defenders' Retirement             | 217,135  | -                               | -  | -                                |
| 31006 Teachers' Retirement System              | 982,705,522                                    | (7,429)                         | -  | 8,712,540,115                    |
| 31008 Municipal Employees Retirement Fund B    | 146,463,815                                    | 710                             | -  | 1,033,743,823                    |
| 31009 Policemen and Firemen Survivors' Benefit | 1,233,074                                      | -                               | -  | 18,232,868                       |
| 31010 Probate Retirement                       | 6,679,384                                      | -                               | -  | 49,194,149                       |
| 31011 OPEB State Employees'                    | 44,406,317                                     | 41,836                          | -  | -                                |
| 31012 OPEB Teachers'                           | 64,977,723                                     | 45,094                          | -  | -                                |
| 34008 Alternate Retirement                     | 33,823   | -                               | -  | -                                |
| 35001 Health Club Guaranty                     | 326,292  | 213                             | -  | -                                |
| 35002 Real Estate Guaranty                     | 500,000  | 363                             | -  | -                                |
| 35003 Home Improvement Guaranty                | 126,175  | 124                             | -  | -                                |
| 35004 Brokered Transactions Guaranty Fund      | 500,000  | -                               | -  | -                                |
| 35005 Itinerant Vendor Guaranty Fund           | 18,400   | -                               | -  | -                                |
| 35006 New Home Construction Guaranty Fund      | 304,425  | 224                             | -  | -                                |
| 35007 Tobacco Health Trust Fund                | 6,452,472                                      | 3,306                           | -  | -                                |
| 35008 Biomedical Research Trust Fund           | 8,504,569                                      | 5,496                           | -  | -                                |
| 35009 Endowed Chair Investment                 | 5,665,203                                      | 3,719                           | -  | -                                |
| 35010 Connecticut Arts Endowment               | 1,071,108                                      | -                               | -  | 14,408,042                       |
| 35011 Soldiers', Sailors' and Marines' Trust   | 1,181,597                                      | -                               | -  | 50,473,904                       |
| 35012 Various Treasurer's Trust Funds          | 247,002  | 167                             | -  | -                                |
| 35014 Unemployment Compensation Fund           | 324,447  | -                               | 204,189,623                              | -                                |
| 35015 John Dempsey Hospital Malpractice Trust  | 12,157,242                                     | -                               | -  | -                                |
| Totals   | <u>\$ 1,784,722,396</u>                        | <u>\$ 85,372</u>                | <u>\$ 204,189,623</u>                    | <u>\$ 15,449,074,092</u>         |

## LIABILITIES, RESERVES, AND FUND BALANCES

| RESOURCES<br>TO BE<br>PROVIDED IN<br>FUTURE YEARS | TOTAL<br>ASSETS          | RESERVE FOR<br>RECEIVABLES<br>AND BENEFIT<br>PAYMENTS | RESERVE FOR<br>MEMBER<br>CONTRIBUTIONS | RESERVE FOR<br>ACTUARIAL<br>DEFICIENCY | FUND<br>BALANCES         | TOTAL<br>LIABILITIES,<br>RESERVES, AND<br>FUND BALANCES |
|---|--------------------------|---|--|--|--------------------------|---|
| \$ 11,704,592,000                                 | \$ 17,650,470,220        | \$ -  | \$ 552,450,097                         | \$ 11,704,592,000                      | \$ 5,393,428,123         | \$ 17,650,470,220                                       |
| -   | 832,504                  | -   | 78,740                                 | -                                      | 753,764                  | 832,504   |
| -   | 16,809                   | -   | -                                      | -                                      | 16,809                   | 16,809  |
| 97,108,000  | 221,479,878              | -   | 14,731,998                             | 97,108,000                             | 109,639,880              | 221,479,878   |
| -   | 217,135                  | -   | -                                      | -                                      | 217,135                  | 217,135   |
| 9,065,729,000                                     | 18,760,967,208           | -   | 5,386,802,820                          | 9,065,729,000                          | 4,308,435,388            | 18,760,967,208  |
| -   | 1,180,208,348            | -   | -                                      | -                                      | 1,180,208,348            | 1,180,208,348   |
| -   | 19,465,942               | -   | -                                      | -                                      | 19,465,942               | 19,465,942  |
| -   | 55,873,533               | -   | -                                      | -                                      | 55,873,533               | 55,873,533  |
| -   | 44,448,153               | -   | -                                      | -                                      | 44,448,153               | 44,448,153  |
| -   | 65,022,817               | -   | -                                      | -                                      | 65,022,817               | 65,022,817  |
| -   | 33,823                   | -   | -                                      | -                                      | 33,823                   | 33,823  |
| -   | 326,505                  | -   | -                                      | -                                      | 326,505                  | 326,505   |
| -   | 500,363                  | -   | -                                      | -                                      | 500,363                  | 500,363   |
| -   | 126,299                  | -   | -                                      | -                                      | 126,299                  | 126,299   |
| -   | 500,000                  | -   | -                                      | -                                      | 500,000                  | 500,000   |
| -   | 18,400                   | -   | -                                      | -                                      | 18,400                   | 18,400  |
| -   | 304,649                  | -   | -                                      | -                                      | 304,649                  | 304,649   |
| -   | 6,455,778                | -   | -                                      | -                                      | 6,455,778                | 6,455,778   |
| -   | 8,510,065                | -   | -                                      | -                                      | 8,510,065                | 8,510,065   |
| -   | 5,668,922                | -   | -                                      | -                                      | 5,668,922                | 5,668,922   |
| -   | 15,479,150               | -   | -                                      | -                                      | 15,479,150               | 15,479,150  |
| -   | 51,655,501               | -   | -                                      | -                                      | 51,655,501               | 51,655,501  |
| -   | 247,169                  | -   | -                                      | -                                      | 247,169                  | 247,169   |
| -   | 204,514,070              | 204,189,623   | -                                      | -                                      | 324,447                  | 204,514,070   |
| -   | 12,157,242               | -   | -                                      | -                                      | 12,157,242               | 12,157,242  |
| <u>\$ 20,867,429,000</u>                          | <u>\$ 38,305,500,483</u> | <u>\$ 204,189,623</u>                                 | <u>\$ 5,954,063,655</u>                | <u>\$ 20,867,429,000</u>               | <u>\$ 11,279,818,205</u> | <u>\$ 38,305,500,483</u>                                |

**FIDUCIARY FUNDS  
PENSION & OTHER TRUST FUNDS  
STATEMENT OF CASH RECEIPTS AND DISBURSEMENTS  
FISCAL YEAR ENDED JUNE 30, 2010**

**RECEIPTS AND TRANSFERS**

|   | <b>CASH AND<br/>SHORT TERM<br/>INVESTMENTS<br/>JULY 1, 2009</b> | <b>TAXES</b>                | <b>OTHER<br/>RECEIPTS</b>     | <b>SALE OF<br/>LONG TERM<br/>INVESTMENTS</b> | <b>WITHDRAWALS<br/>FROM U. S.<br/>TREASURY</b> |
|---|---|-----------------------------|-------------------------------|--|--|
| 31001 State Employees' Retirement             | \$ 279,031,955  | \$ -                        | \$ 988,912,528                | \$ 882,904,823                               | \$ -   |
| 31002 State's Attorneys' Retirement           | 127,686   | -                           | 70,898                        | -  | -  |
| 31003 General Assembly Retirement             | 18,962  | -                           | 61                            | -  | -  |
| 31004 Judges & Compensation Comm. Retirement  | 6,600,509   | -                           | 5,879,182                     | 20,303,540                                   | -  |
| 31005 Public Defenders' Retirement            | 201,376   | -                           | 15,759                        | -  | -  |
| 31006 Teachers' Retirement System             | 604,100,037   | -                           | 1,135,862,890                 | 1,305,006,088                                | -  |
| 31008 Municipal Employees Retirement Fund B   | 68,540,318  | -                           | 92,607,321                    | 145,524,769                                  | -  |
| 31009 Police and Firemen Survivors' Benefit   | 1,170,279   | -                           | 1,115,388                     | 1,006  | -  |
| 31010 Probate Retirement                      | 4,671,144   | -                           | 2,407,585                     | 6,976,775                                    | -  |
| 31011 OPEB State Employees'                   | 31,733,008  | -                           | 555,265,838                   | -  | -  |
| 31012 OPEB Teachers'                          | 77,895,656  | -                           | 80,167,249                    | -  | -  |
| 34008 Alternate Retirement                    | 32,564  | -                           | 35,477,661                    | -  | -  |
| 35001 Health Club Guaranty                    | 350,000   | -                           | 22,739                        | -  | -  |
| 35002 Real Estate Guaranty                    | 496,671   | -                           | 37,127                        | -  | -  |
| 35003 Home Improvement Guaranty               | 225,420   | -                           | 2,688,000                     | -  | -  |
| 35004 Brokered Transactions Guaranty Fund     | 500,000   | -                           | -                             | -  | -  |
| 35005 Itinerant Vendor Guaranty Fund          | 14,700  | -                           | 3,700                         | -  | -  |
| 35006 New Home Construction Guaranty Fund     | 277,607   | -                           | 1,018,697                     | -  | -  |
| 35007 Tobacco Health Trust Fund               | 16,068,722  | -                           | 29,305                        | -  | -  |
| 35008 Biomedical Research Trust Fund          | 14,348,351  | -                           | 31,279                        | -  | -  |
| 35009 Endowed Chair Investment                | 5,662,715   | -                           | 15,307                        | -  | -  |
| 35010 Connecticut Arts Endowment              | 1,151,093   | -                           | 772,214                       | -  | -  |
| 35011 Soldiers', Sailors' and Marines' Trust  | 1,134,918   | -                           | 2,808,316                     | -  | -  |
| 35012 Various Treasurer's Trust Funds         | 254,899   | -                           | 839                           | -  | -  |
| 35014 Unemployment Compensation Fund          | 1,021,733   | 681,656,758                 | 1,996,883,460                 | -  | 2,715,894,469                                  |
| 35015 John Dempsey Hospital Malpractice Trust | 25,297,044  | -                           | (3,139,802)                   | -  | -  |
| <b>Totals</b>                                 | <b><u>\$1,140,927,367</u></b>                                   | <b><u>\$681,656,758</u></b> | <b><u>\$4,898,953,541</u></b> | <b><u>\$2,360,717,001</u></b>                | <b><u>\$ 2,715,894,469</u></b>                 |

**DISBURSEMENTS**

| <b>INTERFUND<br/>TRANSFERS</b> | <b>TOTALS</b>            | <b>DISTRIBUTIONS</b>    | <b>TRANSFER TO<br/>TRUST FUND<br/>AND<br/>DEPOSITS<br/>IN U.S.<br/>TREASURY</b> | <b>PURCHASE OF<br/>LONG TERM<br/>INVESTMENTS</b> | <b>TOTAL<br/>DISBURSEMENTS</b> | <b>CASH AND<br/>SHORT TERM<br/>INVESTMENTS<br/>JUNE 30, 2010</b> |
|--------------------------------|--------------------------|-------------------------|---|--|--------------------------------|--|
| \$ 20,869                      | \$ 2,150,870,175         | \$ 1,266,783,435        | \$ -  | \$ 391,648,500                                   | \$ 1,658,431,935               | \$ 492,438,240   |
| -                              | 198,584                  | -                       | -   | 8,250  | 8,250                          | 190,334  |
| -                              | 19,023                   | 2,214                   | -   | -  | 2,214                          | 16,809   |
| -                              | 32,783,231               | 18,582,743              | -   | 6,219,200  | 24,801,943                     | 7,981,288  |
| -                              | 217,135                  | -                       | -   | -  | -                              | 217,135  |
| 17,610                         | 3,044,986,625            | 1,409,967,203           | -   | 652,313,900                                      | 2,062,281,103                  | 982,705,522  |
| 183                            | 306,672,591              | 94,035,376              | -   | 66,173,400                                       | 160,208,776                    | 146,463,815  |
| -                              | 2,286,673                | 902,699                 | -   | 150,900  | 1,053,599                      | 1,233,074  |
| 2,739,654                      | 16,795,158               | 5,886,574               | -   | 4,229,200  | 10,115,774                     | 6,679,384  |
| 70,136                         | 587,068,982              | 542,662,665             | -   | -  | 542,662,665                    | 44,406,317   |
| 126,018                        | 158,188,923              | 93,211,200              | -   | -  | 93,211,200                     | 64,977,723   |
| -                              | 35,510,225               | 35,476,402              | -   | -  | 35,476,402                     | 33,823   |
| 574                            | 373,313                  | 47,021                  | -   | -  | 47,021                         | 326,292  |
| 859                            | 534,657                  | 34,657                  | -   | -  | 34,657                         | 500,000  |
| 209                            | 2,913,629                | 2,787,454               | -   | -  | 2,787,454                      | 126,175  |
| -                              | 500,000                  | -                       | -   | -  | -                              | 500,000  |
| -                              | 18,400                   | -                       | -   | -  | -                              | 18,400   |
| 56                             | 1,296,360                | 991,935                 | -   | -  | 991,935                        | 304,425  |
| (9,645,555)                    | 6,452,472                | -                       | -   | -  | -                              | 6,452,472  |
| (3,978,285)                    | 10,401,345               | 1,896,776               | -   | -  | 1,896,776                      | 8,504,569  |
| 9,272                          | 5,687,294                | 22,091                  | -   | -  | 22,091                         | 5,665,203  |
| -                              | 1,923,307                | 852,199                 | -   | -  | 852,199                        | 1,071,108  |
| (2,761,637)                    | 1,181,597                | -                       | -   | -  | -                              | 1,181,597  |
| 436                            | 256,174                  | 9,172                   | -   | -  | 9,172                          | 247,002  |
| (2,781,995)                    | 5,392,674,425            | 2,715,894,468           | 2,676,455,510   | -  | 5,392,349,978                  | 324,447  |
| (10,000,000)                   | 12,157,242               | -                       | -   | -  | -                              | 12,157,242   |
| <u>\$ (26,181,596)</u>         | <u>\$ 11,771,967,540</u> | <u>\$ 6,190,046,284</u> | <u>\$ 2,676,455,510</u>   | <u>\$ 1,120,743,350</u>                          | <u>\$ 9,987,245,144</u>        | <u>\$ 1,784,722,396</u>  |

**FIDUCIARY FUNDS  
 AGENCY FUNDS  
 BALANCE SHEET  
 June 30, 2010**

**EXHIBIT H-a**

|  | <b>ASSETS</b>                                  |                         | <b>FUND<br/>BALANCES</b> |                                |
|--|--|-------------------------|--------------------------|--------------------------------|
|  | <b>CASH AND<br/>SHORT TERM<br/>INVESTMENTS</b> | <b>TOTAL<br/>ASSETS</b> | <b>FUND<br/>BALANCES</b> | <b>TOTAL<br/>FUND BALANCES</b> |
| 34001 Fines Awaiting Distribution        | \$ 2,279,520                                   | \$ 2,279,520            | \$ 2,279,520             | \$ 2,279,520                   |
| 34002 Social Services Support            | 292,265  | 292,265                 | 292,265                  | 292,265                        |
| 34003 Funds Awaiting Distribution        | (22,983,351)                                   | (22,983,351)            | (22,983,351)             | (22,983,351)                   |
| 34004 Betting Taxes                      | 236,948  | 236,948                 | 236,948                  | 236,948                        |
| 34006 Superior Court Condemnation Awards | 6,170,904                                      | 6,170,904               | 6,170,904                | 6,170,904                      |
| Totals                                   | <u>\$ (14,003,714)</u>                         | <u>\$ (14,003,714)</u>  | <u>\$ (14,003,714)</u>   | <u>\$ (14,003,714)</u>         |

# SUNDRY

**Statements:**

|            |  |
|------------|--|
| SCHEDULE I | All Funds – Expenditures Classified by Current Expenses,<br>Fixed Charges and Capital Outlay |
| SCHEDULE J | Inventories Classified by Object   |
| SCHEDULE K | Valuation of Property  |



**ALL FUNDS - EXPENDITURES CLASSIFIED BY CURRENT EXPENSES, FIXED CHARGES, AND CAPITAL OUTLAY**  
**FISCAL YEAR ENDED JUNE 30, 2010**  
(In Thousands)

|  | PERSONAL<br>SERVICES  | OTHER<br>CURRENT<br>EXPENSES | FIXED<br>CHARGES      | CAPITAL<br>OUTLAY | TOTALS                |
|--|-----------------------|------------------------------|-----------------------|-------------------|-----------------------|
| <b>GENERAL FUND</b>                                      |                       |                              |                       |                   |                       |
| <b>Legislative</b>                                       |                       |                              |                       |                   |                       |
| Legislative Management                                   | \$ 39,445             | \$ 13,021                    | \$ 1,598              | \$ 188            | \$ 54,252             |
| Auditors of Public Accounts                              | 9,734                 | 692                          | -                     | 3                 | 10,429                |
| Commission on the Status of Women                        | 452                   | -                            | -                     | -                 | 452                   |
| Commission on Children                                   | 419                   | 12                           | -                     | -                 | 431                   |
| Commission on Latino and Puerto Rican Affairs            | 247                   | 39                           | -                     | -                 | 286                   |
| African-American Affairs Commission                      | 193                   | 10                           | -                     | -                 | 203                   |
| Commission on Aging                                      | 232                   | 2                            | -                     | -                 | 234                   |
| Asian Pacific American Affairs                           | -                     | 1                            | -                     | -                 | 1                     |
| <b>Total Legislative</b>                                 | <b><u>50,722</u></b>  | <b><u>13,777</u></b>         | <b><u>1,598</u></b>   | <b><u>191</u></b> | <b><u>66,288</u></b>  |
| <b>General Government</b>                                |                       |                              |                       |                   |                       |
| Governor's Office  | 2,334                 | 170                          | 80                    | -                 | 2,584                 |
| Secretary of the State                                   | 1,309                 | 363                          | 5,868                 | -                 | 7,540                 |
| Lieutenant Governor's Office                             | 421                   | 22                           | -                     | -                 | 443                   |
| Elections Enforcement Commission                         | 1,373                 | 168                          | 2,404                 | 24                | 3,969                 |
| Ethics Commission  | 1,354                 | 124                          | 35                    | 16                | 1,529                 |
| Freedom of Information Commission                        | 1,737                 | 133                          | -                     | 7                 | 1,877                 |
| Judicial Selection Commission                            | 72                    | 13                           | -                     | -                 | 85                    |
| Contracting Standards Board                              | -                     | 11                           | -                     | -                 | 11                    |
| State Treasurer  | 3,210                 | 155                          | -                     | -                 | 3,365                 |
| State Comptroller  | 20,704                | 4,053                        | 19                    | -                 | 24,776                |
| Department of Revenue Services                           | 54,659                | 7,420                        | (30)                  | -                 | 62,049                |
| Division of Special Revenue                              | 3,715                 | 781                          | 2                     | -                 | 4,498                 |
| State Insurance and Risk Management Board                | -                     | -                            | -                     | -                 | -                     |
| Gaming Policy Board                                      | -                     | -                            | -                     | -                 | -                     |
| Office of Policy and Management                          | 12,322                | 1,462                        | 123,217               | -                 | 137,001               |
| Department of Veterans Affairs                           | 22,051                | 6,181                        | 520                   | -                 | 28,752                |
| Office of Workforce Competitiveness                      | 315                   | 91                           | 1,805                 | -                 | 2,211                 |
| Department of Administrative Services                    | 18,760                | 12,906                       | 6,296                 | -                 | 37,962                |
| Department of Information Technology                     | 6,561                 | 5,668                        | 29,475                | -                 | 41,704                |
| Department of Public Works                               | 6,186                 | 23,911                       | 20,145                | -                 | 50,242                |
| Attorney General   | 26,705                | 1,163                        | -                     | -                 | 27,868                |
| Office of the Claims Commissioner                        | -                     | -                            | -                     | -                 | -                     |
| Division of Criminal Justice                             | 43,848                | 2,322                        | 1,275                 | -                 | 47,445                |
| Criminal Justice Commission                              | -                     | -                            | -                     | -                 | -                     |
| State Marshal Commission                                 | 52                    | 17                           | -                     | -                 | 69                    |
| Board of Accountancy                                     | 307                   | 31                           | -                     | -                 | 338                   |
| <b>Total General Government</b>                          | <b><u>227,995</u></b> | <b><u>67,165</u></b>         | <b><u>191,111</u></b> | <b><u>47</u></b>  | <b><u>486,318</u></b> |
| <b>Regulation and Protection</b>                         |                       |                              |                       |                   |                       |
| Department of Public Safety                              | 120,808               | 26,881                       | 11,099                | -                 | 158,788               |
| Department of Emergency Management and Homeland Security | 3,108                 | 250                          | -                     | -                 | 3,358                 |
| Police Officer Standards & Training Council              | 1,595                 | 574                          | -                     | -                 | 2,169                 |
| Board of Firearms Permit Examiners                       | 77                    | 7                            | -                     | -                 | 84                    |
| Military Department                                      | 2,943                 | 2,204                        | 446                   | -                 | 5,593                 |
| Commission on Fire Prevention and Control                | 1,571                 | 565                          | 1,057                 | -                 | 3,193                 |
| Department of Public Utility Control                     | -                     | -                            | 15                    | -                 | 15                    |
| Department of Consumer Protection                        | 9,284                 | 890                          | -                     | -                 | 10,174                |
| Department of Labor                                      | 7,336                 | 975                          | 61,575                | -                 | 69,886                |
| Office of Victim Advocate                                | 283                   | 26                           | -                     | -                 | 309                   |
| Commission on Human Rights and Opportunities             | 5,669                 | 321                          | 5                     | -                 | 5,995                 |
| Protection and Advocacy for Persons with Disabilities    | 2,288                 | 196                          | -                     | -                 | 2,484                 |
| Office of the Child Advocate                             | 649                   | 33                           | 90                    | -                 | 772                   |
| <b>Total Regulation and Protection</b>                   | <b><u>155,611</u></b> | <b><u>32,922</u></b>         | <b><u>74,287</u></b>  | <b><u>-</u></b>   | <b><u>262,820</u></b> |

**SCHEDULE I**

|  | <b>PERSONAL<br/>SERVICES</b> | <b>OTHER<br/>CURRENT<br/>EXPENSES</b> | <b>FIXED<br/>CHARGES</b> | <b>CAPITAL<br/>OUTLAY</b> | <b>TOTALS</b>    |
|--|------------------------------|---------------------------------------|--------------------------|---------------------------|------------------|
| <b>Conservation and Development</b>                    |                              |                                       |                          |                           |                  |
| Department of Agriculture                              | 3,367                        | 575                                   | 9,986                    | -                         | 13,928           |
| Connecticut Agricultural Experiment Station            | 5,389                        | 801                                   | 305                      | -                         | 6,495            |
| Department of Environmental Protection                 | 30,645                       | 2,756                                 | 35,621                   | -                         | 69,022           |
| Council on Environmental Quality                       | 150                          | 2                                     | -                        | -                         | 152              |
| Commission on Arts, Tourism, Culture, History and Film | 2,681                        | 363                                   | 13,203                   | -                         | 16,247           |
| Department of Economic & Community Development         | 5,732                        | 725                                   | 16,851                   | -                         | 23,308           |
| <b>Total Conservation and Development</b>              | <b>47,964</b>                | <b>5,222</b>                          | <b>75,966</b>            | <b>-</b>                  | <b>129,152</b>   |
| <b>Health and Hospitals</b>                            |                              |                                       |                          |                           |                  |
| Department of Public Health                            | 31,690                       | 5,193                                 | 46,717                   | -                         | 83,600           |
| Office of Health Care Access                           | -                            | (1)                                   | -                        | -                         | (1)              |
| Office of the Chief Medical Examiner                   | 4,453                        | 758                                   | 36                       | -                         | 5,247            |
| Department of Developmental Services                   | 272,483                      | 22,706                                | 672,597                  | -                         | 967,786          |
| Department of Mental Health & Addiction Services       | 182,516                      | 28,870                                | 356,471                  | -                         | 567,857          |
| Psychiatric Security Review Board                      | 312                          | 26                                    | -                        | -                         | 338              |
| <b>Total Health and Hospitals</b>                      | <b>491,454</b>               | <b>57,552</b>                         | <b>1,075,821</b>         | <b>-</b>                  | <b>1,624,827</b> |
| <b>Transportation</b>                                  |                              |                                       |                          |                           |                  |
| Department of Transportation                           | -                            | -                                     | 2,295                    | -                         | 2,295            |
| <b>Total Transportation</b>                            | <b>-</b>                     | <b>-</b>                              | <b>2,295</b>             | <b>-</b>                  | <b>2,295</b>     |
| <b>Human Services</b>                                  |                              |                                       |                          |                           |                  |
| Department of Social Services                          | 100,323                      | 87,067                                | 4,824,943                | -                         | 5,012,333        |
| <b>Total Human Services</b>                            | <b>100,323</b>               | <b>87,067</b>                         | <b>4,824,943</b>         | <b>-</b>                  | <b>5,012,333</b> |
| <b>Education, Museums, Libraries</b>                   |                              |                                       |                          |                           |                  |
| Department of Education                                | 135,027                      | 18,163                                | 2,509,368                | 198                       | 2,662,756        |
| Board of Education and Services for the Blind          | 3,879                        | 578                                   | 6,550                    | -                         | 11,007           |
| Commission on the Deaf and Hearing Impaired            | 411                          | 116                                   | 65                       | -                         | 592              |
| State Library  | 4,971                        | 631                                   | 5,310                    | -                         | 10,912           |
| Department of Higher Education                         | 2,376                        | 97                                    | 66,789                   | -                         | 69,262           |
| Charter Oak College                                    | -                            | 2,165                                 | 683                      | -                         | 2,848            |
| University of Connecticut                              | -                            | 220,167                               | 12,844                   | -                         | 233,011          |
| University of Connecticut Health Center                | -                            | 117,229                               | 506                      | -                         | 117,735          |
| Teachers' Retirement Board                             | 1,504                        | 309                                   | 559,224                  | -                         | 561,037          |
| Regional Community-Technical Colleges                  | -                            | 155,817                               | 2,706                    | -                         | 158,523          |
| Connecticut State University                           | -                            | 154,917                               | 7,600                    | -                         | 162,517          |
| <b>Total Education, Museums, Libraries</b>             | <b>148,168</b>               | <b>670,189</b>                        | <b>3,171,645</b>         | <b>198</b>                | <b>3,990,200</b> |
| <b>Corrections</b>                                     |                              |                                       |                          |                           |                  |
| Department of Correction                               | 420,502                      | 73,370                                | 168,962                  | -                         | 662,834          |
| Department of Children and Families                    | 264,601                      | 34,948                                | 510,959                  | -                         | 810,508          |
| Council to Administer the Children's Trust Fund        | 269                          | 3                                     | 2,155                    | -                         | 2,427            |
| <b>Total Corrections</b>                               | <b>685,372</b>               | <b>108,321</b>                        | <b>682,076</b>           | <b>-</b>                  | <b>1,475,769</b> |
| <b>Judicial</b>  |                              |                                       |                          |                           |                  |
| Judicial Department                                    | 302,413                      | 62,091                                | 100,201                  | 45                        | 464,750          |
| Public Defender Services Commission                    | 35,368                       | 1,505                                 | 10,825                   | -                         | 47,698           |
| Child Protection Commission                            | 641                          | 197                                   | 10,757                   | -                         | 11,595           |
| <b>Total Judicial</b>                                  | <b>338,422</b>               | <b>63,793</b>                         | <b>121,783</b>           | <b>45</b>                 | <b>524,043</b>   |
| <b>Non-Functional</b>                                  |                              |                                       |                          |                           |                  |
| Debt Service   | -                            | -                                     | 1,452,594                | -                         | 1,452,594        |
| UConn 2000 Debt Service                                | -                            | -                                     | 104,125                  | -                         | 104,125          |
| CHEFA Day Care Security                                | -                            | 4,300                                 | -                        | -                         | 4,300            |
| Pension Obligation Bonds                               | -                            | 58,452                                | -                        | -                         | 58,452           |
| Workers' Compensation Claims                           | -                            | 27,256                                | -                        | -                         | 27,256           |

**SCHEDULE I**

|  | <b>PERSONAL<br/>SERVICES</b> | <b>OTHER<br/>CURRENT<br/>EXPENSES</b> | <b>FIXED<br/>CHARGES</b> | <b>CAPITAL<br/>OUTLAY</b> | <b>TOTALS</b>        |
|--|------------------------------|---------------------------------------|--------------------------|---------------------------|----------------------|
| Judicial Review Council                                | 107                          | 16                                    | -                        | -                         | 123                  |
| Refunds of Escheated Property                          | -                            | 33,414                                | -                        | -                         | 33,414               |
| Adjudicated Claims                                     | -                            | 3,864                                 | -                        | -                         | 3,864                |
| Death Benefits for State Employees                     | -                            | -                                     | 1                        | -                         | 1                    |
| Maintenance of County Base Fire Radio Network          | -                            | -                                     | 25                       | -                         | 25                   |
| Maintenance of Statewide Fire Radio Network            | -                            | -                                     | 17                       | -                         | 17                   |
| Police Association of Connecticut                      | -                            | -                                     | 142                      | -                         | 142                  |
| Connecticut State Firefighters Association             | -                            | -                                     | 122                      | -                         | 122                  |
| Interstate Environmental Commission                    | -                            | -                                     | 92                       | -                         | 92                   |
| Reimbursements to Towns-Tax Loss on State Property     | -                            | -                                     | 73,519                   | -                         | 73,519               |
| Reimbursements to Towns-Tax Loss on Private Tax-Exempt | -                            | -                                     | 115,432                  | -                         | 115,432              |
| Unemployment Compensation                              | -                            | 6,969                                 | -                        | -                         | 6,969                |
| Employees Retirement Contributions                     | -                            | 478,097                               | -                        | -                         | 478,097              |
| Higher Education Alternative Retirement System         | -                            | 24,581                                | -                        | -                         | 24,581               |
| Pension and Retirements - Other Statutory              | -                            | 1,804                                 | -                        | -                         | 1,804                |
| Judges and Compensation Commissioners Retirement       | -                            | -                                     | -                        | -                         | -                    |
| Group Life Insurance                                   | -                            | 8,060                                 | -                        | -                         | 8,060                |
| Tuition Reimbursement - Training and Travel            | -                            | 3,026                                 | -                        | -                         | 3,026                |
| Employer Social Security Tax                           | -                            | 216,679                               | -                        | -                         | 216,679              |
| State Employees Health Service Cost                    | -                            | 493,352                               | -                        | -                         | 493,352              |
| Retired Employees Health Service Cost                  | -                            | 527,877                               | -                        | -                         | 527,877              |
| Insurance Recoveries                                   | -                            | 53                                    | -                        | -                         | 53                   |
| <b>Total Non-Functional</b>                            | <b>107</b>                   | <b>1,887,800</b>                      | <b>1,746,069</b>         | <b>-</b>                  | <b>3,633,976</b>     |
| <b>Total Budgeted Appropriations-General Fund</b>      | <b>2,246,138</b>             | <b>2,993,808</b>                      | <b>11,967,594</b>        | <b>481</b>                | <b>17,208,021</b>    |
| Federal and Other Grants-General                       | 232,753                      | 250,557                               | 1,403,248                | 54,898                    | 1,941,456            |
| Federal and Other Grants-Transportation                | 67,956                       | 140,930                               | 14,223                   | 571,054                   | 794,163              |
| Special Revenue Funds                                  | 1,705,429                    | 1,186,406                             | 640,307                  | 40,545                    | 3,572,687            |
| Debt Service Funds                                     | -                            | 152,218                               | 310,934                  | -                         | 463,152              |
| Capital Projects Funds                                 | 39,051                       | 128,671                               | 593,004                  | 311,215                   | 1,071,941            |
| Internal Service Funds                                 | 15,386                       | 21,652                                | 439                      | 1,131                     | 38,608               |
| Enterprise Funds                                       | 142,828                      | 257,735                               | 41,779                   | 850                       | 443,192              |
| <b>Totals</b>  | <b>\$ 4,449,541</b>          | <b>\$ 5,131,977</b>                   | <b>\$ 14,971,528</b>     | <b>\$ 980,174</b>         | <b>\$ 25,533,220</b> |

**Note:** Total expenditures are net of interfund transfers.

**SCHEDULE J****INVENTORIES CLASSIFIED BY OBJECT**

(In Thousands)

|                                   | 2006                 | 2007                 | 2008                 | 2009                 |
|-----------------------------------|----------------------|----------------------|----------------------|----------------------|
| Land                              | \$ 505,156           | \$ 543,754           | \$ 554,670           | \$ 1,422,287         |
| Site Improvements                 | 995,572              | 735,357              | 754,594              | 768,336              |
| Buildings                         | 8,401,316            | 8,759,013            | 9,532,310            | 9,052,119            |
| Furnishings and Equipment         | 1,751,937            | 2,613,515            | 2,482,644            | 2,769,365            |
| Paintings                         | 287,990              | 429,227              | 450,190              | 477,535              |
| Stores and Supplies               | 54,123               | 50,764               | 42,876               | 41,617               |
| Property of U.S. Government       | 24,445               | 24,395               | 24,395               | 24,395               |
| Other Property Not Owned By State | 4,376                | 5,982                | 5,241                | 5,108                |
| Boats                             | 1,956                | -                    | -                    | -                    |
| Autos and Trucks                  | 419,650              | -                    | -                    | -                    |
| Railroads                         | 309,063              | -                    | -                    | -                    |
| <b>Totals</b>                     | <b>\$ 12,755,584</b> | <b>\$ 13,162,007</b> | <b>\$ 13,846,920</b> | <b>\$ 14,560,762</b> |

**Note:** Beginning in FY 2007 the CO59 was changed to include boats, autos, trucks, and railroads as part of furnishings and equipment.

**SCHEDULE K****VALUATION OF PROPERTY AS OF JUNE 30, 2009**

(In Thousands)

|   | REAL<br>PROPERTY | PERSONAL<br>PROPERTY | TOTALS     |
|---|------------------|----------------------|------------|
| Legislative Management                        | \$ 497,613       | \$ 32,332            | \$ 529,945 |
| Auditors of Public Accounts                   | -                | 343                  | 343        |
| Governor's Office                             | -                | 155                  | 155        |
| Secretary of State                            | -                | 3,216                | 3,216      |
| Lieutenant Governor's Office                  | -                | 25                   | 25         |
| Elections Enforcement Commission              | -                | 499                  | 499        |
| Ethics Commission                             | -                | 86                   | 86         |
| Freedom of Information Commission             | -                | 198                  | 198        |
| Judicial Selection Commission                 | -                | 6                    | 6          |
| State Properties Review Board                 | -                | 18                   | 18         |
| State Treasurer                               | 23               | 1,611                | 1,634      |
| State Comptroller                             | 568              | 108,941              | 109,509    |
| Department of Revenue Services                | -                | 8,126                | 8,126      |
| Division of Special Revenue                   | -                | 1,803                | 1,803      |
| State Insurance Purchasing Board              | -                | 15                   | 15         |
| Housing Finance Authority                     | 2,764            | 1,501                | 4,265      |
| Office of Policy and Management               | 276,086          | 3,390                | 279,476    |
| Department of Veterans Affairs                | 58,635           | 6,154                | 64,789     |
| Office of Workforce Competitiveness           | -                | 34                   | 34         |
| Department of Administrative Services         | 1,786            | 169,173              | 170,959    |
| Department of Public Works                    | 494,274          | 20,741               | 515,015    |
| Attorney General                              | -                | 2,711                | 2,711      |
| Office of Claims Commissioner                 | -                | 21                   | 21         |
| Division of Criminal Justice                  | 5,436            | 3,835                | 9,271      |
| State Marshal Commission                      | -                | 2                    | 2          |
| Department of Public Safety                   | 53,400           | 113,209              | 166,609    |
| Police Officer Standards and Training Council | 231              | 2,201                | 2,432      |

|   | <b>REAL<br/>PROPERTY</b> | <b>PERSONAL<br/>PROPERTY</b> | <b>TOTALS</b>        |
|---|--------------------------|------------------------------|----------------------|
| Board of Firearms Permit Examiners                  | -                        | 1                            | 1                    |
| Department of Motor Vehicles                        | 26,915                   | 9,379                        | 36,294               |
| Military Department                                 | 222,218                  | 2,510                        | 224,728              |
| Board of Accountancy                                | -                        | 12                           | 12                   |
| Commission of Fire Prevention and Control           | 14,040                   | 2,524                        | 16,564               |
| Department of Banking                               | -                        | 891                          | 891                  |
| Department of Insurance                             | -                        | 1,194                        | 1,194                |
| Connecticut Siting Council                          | -                        | 64                           | 64                   |
| Office of Consumer Counsel                          | -                        | 66                           | 66                   |
| Department of Public Utility Control                | -                        | 1,296                        | 1,296                |
| Department of Consumer Protection                   | -                        | 1,435                        | 1,435                |
| Department of Labor                                 | 24,881                   | 14,122                       | 39,003               |
| Office of Victim Advocate                           | -                        | 38                           | 38                   |
| Commission on Human Rights and Opportunities        | -                        | 111                          | 111                  |
| Office of Advocacy for Persons with Disabilities    | -                        | 96                           | 96                   |
| Office of Child Advocate                            | -                        | 55                           | 55                   |
| Workers' Compensation Commission                    | -                        | 1,055                        | 1,055                |
| Department of Agriculture                           | 15,170                   | 1,028                        | 16,198               |
| Department of Environmental Protection              | 459,200                  | 42,972                       | 502,172              |
| Connecticut Historical Commission                   | 4,295                    | 5,904                        | 10,199               |
| Department of Economic and Community Development    | 4,847                    | 515                          | 5,362                |
| Connecticut Innovations Incorporated                | 183                      | 502                          | 685                  |
| Connecticut Agricultural Experiment Station         | 19,784                   | 14,066                       | 33,850               |
| Department of Public Health                         | -                        | 24,056                       | 24,056               |
| Office of Health Care Access                        | -                        | 145                          | 145                  |
| Office of the Medical Examiner                      | 6,767                    | 1,572                        | 8,339                |
| Department of Mental Retardation                    | 100,002                  | 11,553                       | 111,555              |
| Department of Mental Health and Addiction Services  | 148,759                  | 11,146                       | 159,905              |
| Psychiatric Security Review Board                   | -                        | 39                           | 39                   |
| Department of Transportation                        | 1,792,752                | 721,193                      | 2,513,945            |
| Department of Social Services                       | 439                      | 13,305                       | 13,744               |
| Soldiers, Sailors and Marines Fund                  | -                        | 69                           | 69                   |
| Department of Education                             | 604,411                  | 52,982                       | 657,393              |
| State Board of Education and Services for the Blind | -                        | 4,109                        | 4,109                |
| Commission on the Deaf and Hearing Impaired         | -                        | 84                           | 84                   |
| State Library                                       | 3,440                    | 425,762                      | 429,202              |
| Department of Higher Education                      | -                        | 378                          | 378                  |
| University of Connecticut                           | 2,880,817                | 918,599                      | 3,799,416            |
| Charter Oak College                                 | 2,493                    | 2,141                        | 4,634                |
| Teachers Retirement Board                           | -                        | 1,401                        | 1,401                |
| Regional Community-Technical Colleges               | 586,212                  | 84,707                       | 670,919              |
| State University                                    | 1,400,998                | 192,450                      | 1,593,448            |
| Department of Correction                            | 934,595                  | 61,009                       | 995,604              |
| Department of Children and Families                 | 101,459                  | 126,627                      | 228,086              |
| Judicial Department                                 | 496,219                  | 76,245                       | 572,464              |
| Probate Court Administration                        | 1,029                    | 796                          | 1,825                |
| Public Defender Services Commission                 | -                        | 2,412                        | 2,412                |
| Children's Trust Fund                               | -                        | 12                           | 12                   |
| Judicial Review Council                             | -                        | 3                            | 3                    |
| Emergency Management & Homeland Security            | -                        | 5,044                        | 5,044                |
| <b>Totals</b>                                       | <b>\$ 11,242,741</b>     | <b>\$ 3,318,021</b>          | <b>\$ 14,560,762</b> |

# STATE OF CONNECTICUT

## OFFICE OF THE STATE COMPTROLLER ORGANIZATION

**Nancy Wyman**  
*State Comptroller*

**Mark Ojakian**  
*Deputy Comptroller*

### ACCOUNTS PAYABLE DIVISION

Mark Aronowitz  
*Director*

### RETIREMENT SERVICES DIVISION

Mark E. Ojakian  
*Director*

### HEALTHCARE POLICY & BENEFIT DIVISION

Thomas Woodruff  
*Director*

### FISCAL POLICY DIVISION

Brenda Halpin  
*Director*

### PAYROLL SERVICES DIVISION

Gary Reardon  
*Director*

### BUDGET AND FISCAL ANALYSIS DIVISION

John Clark  
*Director*

Gerardo Villa, CPA  
*Assistant Director*

#### ***Accounting Services***

Nancy Walsh  
Julie Wilson  
Richard DePaolis  
Christopher Bacon  
Thomas Deasy  
Richard Haley  
Anthony Torcia  
Yvette Jenkins  
Joann Lalaria  
Uma Prasad  
Brian Connery  
Sylvia Caraballo  
Lynn Sheldon  
Christopher Marchese