


# CONNECTICUT-2004

*ANNUAL REPORT OF THE STATE COMPTROLLER*

*BUDGETARY BASIS*



**NANCY WYMAN**  
**STATE COMPTROLLER**


## ACCOUNTING BASIS OF THE REPORT

This report has been prepared on a modified cash basis of accounting, consistent with the prior fiscal year.

Expenditures are charged against appropriations of the year in which they are paid.

Revenues are recognized when received except, in the General and Transportation Funds, for certain accrued taxes and Indian gaming payments and for Federal and other restricted grant revenues which are recognized when earned. The amount of accrued taxes and Indian gaming payments recorded at June 30, 2004, and June 30, 2003, are as follows:

	Fiscal Year Ended June 30, (In Thousands)	
	<u>2004</u>	<u>2003</u>
<b><u>General Fund</u></b>		
Taxes:		
Sales and Use	\$ 346,771	\$ 334,610
Personal Income	300,437	294,825
Public Service Corporations	45,572	43,385
Corporation	27,869	22,276
Petroleum Companies	42,261	27,819
Real Estate Conveyance	27,608	17,833
Cigarettes	16,380	14,494
Alcoholic Beverages	4,341	4,078
Indian Gaming Payments	32,438	33,139
<b>Total General Fund</b>	<b>843,677</b>	<b>792,459</b>
 <b><u>Transportation Fund</u></b>		
Gasoline	31,985	32,358
Special Motor Fuel	6,151	5,767
Motor Carrier Road	898	1,311
<b>Total Transportation Fund</b>	<b>39,034</b>	<b>39,436</b>
 <b>Totals</b>	 <b>\$ 882,711</b>	 <b>\$ 831,895</b>



**State of Connecticut**

*Public Document No. 1*

---

---

REPORT OF THE

**State Comptroller**

TO THE

**Governor**

**For the Fiscal Year Ended June 30, 2004**


**HARTFORD  
PUBLISHED BY THE STATE**

*This publication will be made available, upon request, in large print, Braille or audio cassette pursuant to the requestor's requirements.*

---

## TABLE OF CONTENTS

Accounting Basis of the Report.....	Inside Front Cover
Letter of Transmittal .....	3
Independent Auditors' Reports .....	5
<b>Exhibits and Schedules</b>	
All Funds.....	11
General Fund .....	17
Special Revenue Funds (includes Transportation Fund).....	33
Debt Service Funds.....	63
Capital Projects Funds.....	67
Internal Service Funds.....	89
Enterprise Funds.....	93
Fiduciary Funds.....	97
Sundry .....	103
Office of the State Comptroller Organization Chart .....	109



NANCY WYMAN  
COMPTROLLER

**STATE OF CONNECTICUT**  
**OFFICE OF THE STATE COMPTROLLER**  
55 ELM STREET  
HARTFORD, CONNECTICUT 06106-1775

MARK E. OJAKIAN  
DEPUTY COMPTROLLER

**LETTER OF TRANSMITTAL**

January 10, 2006

The Honorable M. Jodi Rell  
Governor of the State of Connecticut  
State Capitol  
Hartford, Connecticut

Dear Governor Rell:

I write to provide you with the *Annual Report of the State Comptroller* for Fiscal Year 2004. The statements have been prepared on the budgetary, modified cash basis of accounting as detailed on the inside front cover of this report.

The General Fund ended Fiscal Year 2004 with a surplus of \$302,155,301. The ending balance in the Transportation Fund for Fiscal Year 2004 was \$129,271,828. The entire General Fund surplus For Fiscal Year 2004 was transferred into the Budget Reserve Fund in accordance with Connecticut General Statutes, Section 4-30a. Prior to this deposit, the Budget Reserve Fund had been completely depleted.

The General Fund surplus for Fiscal Year 2004 would have been higher absent provisions of Public Act 04-216 that increased appropriations and transferred revenue. Section 48 of Public Act 04-216 increased General Fund appropriations by \$112.4 million (beyond the amount required to cover normal operating deficiencies) to fund education grants, Husky health coverage, contract settlements, and other miscellaneous items. Section 10 of Public Act 04-216 reserved \$125.3 million of Fiscal Year 2004 revenue to cover Fiscal Year 2005 spending.

Between Fiscal Years 2003 and 2004, General Fund expenditures grew by \$336.6 million or 2.8 percent. In most functional areas as detailed on Schedule B-3, expenditures declined or grew at historically low rates between 2003 and 2004. The modest growth in spending is largely attributable to the annualized impact of deficit reduction initiatives implemented in Fiscal Year 2003. Transportation Fund expenditures grew by just \$1.1 million in Fiscal Year 2004.

General Fund revenues in Fiscal Year 2004 increased by \$1.1 billion or 9.2 percent from the prior year. Almost two-thirds of the revenue increase is attributable to the income tax, which experienced growth of 16 percent from the last fiscal year. In Fiscal Year 2004, Transportation Fund revenue increased \$76.8 million or 9.3 percent.

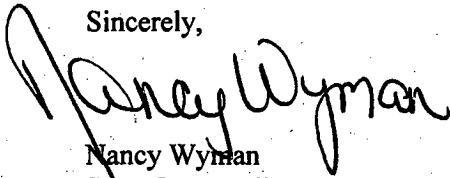
The Honorable M. Jodi Rell  
January 10, 2006  
Page 2

Revenue enhancements enacted in 2003 added over half a billion dollars in Fiscal Year 2004 revenue. Moderate economic growth explains the remaining increase in Fiscal Year 2004 receipts and the resulting budget surplus. In Fiscal Year 2004, Connecticut added 6,800 payroll jobs. Personal income in the state increased by 6.8 percent in 2004 from the prior year, and for the same period, Gross Domestic Product rose 4.2 percent.

The Transportation Fund ended Fiscal Year 2004 with a positive balance of \$129,271,828. This is a reduction of \$3,767,373 from the Fiscal Year 2003 ending balance of \$132,948,201. The reduction in fund balance in Fiscal Year 2004 is primarily attributable to the carry forward of Transportation Fund resources to Fiscal Year 2005.

I would be happy to discuss any information contained in this report with you at your convenience.

Sincerely,



Nancy Wyman  
State Comptroller

STATE OF CONNECTICUT



AUDITORS OF PUBLIC ACCOUNTS

STATE CAPITOL

210 CAPITOL AVENUE

HARTFORD, CONNECTICUT 06106-1559

KEVIN P. JOHNSTON

ROBERT G. JAEKLE

**INDEPENDENT AUDITORS' REPORT  
ON INTERNAL CONTROL OVER FINANCIAL REPORTING AND ON COMPLIANCE AND  
OTHER MATTERS BASED ON AN AUDIT OF FINANCIAL STATEMENTS PERFORMED IN  
ACCORDANCE WITH *GOVERNMENT AUDITING STANDARDS***

Governor M. Jodi Rell  
Members of the General Assembly

We have audited the combined civil list financial statements of the State of Connecticut, as of and for the year ended June 30, 2004 and have issued our report thereon dated December 30, 2005. As stated in our report on the combined civil list financial statements, we did not audit the financial statements of certain funds. Those financial statements were audited by other auditors whose reports, including their reports on internal control over financial reporting and on compliance have been furnished to us, and our report on the combined civil list financial statements and this report, insofar as it relates to the amounts included for those funds and their internal control over financial reporting and compliance, is based on the reports of the other auditors. We conducted our audit in accordance with auditing standards generally accepted in the United States of America and the standards applicable to financial audits contained in *Government Auditing Standards*, issued by the Comptroller General of the United States, except that the audits of certain component units of the State, as described in the aforementioned report on the combined civil list financial statements, were not conducted in accordance with *Government Auditing Standards*.

**Internal Control Over Financial Reporting:**

In planning and performing our audit, we considered the State of Connecticut's internal control over budgetary-basis financial reporting in order to determine our auditing procedures for the purpose of expressing our opinion on the combined civil list financial statements and not to provide an opinion on the internal control over budgetary-basis financial reporting. However, we noted certain matters involving internal control over financial reporting and its operation that we consider to be reportable conditions. Reportable conditions involve matters coming to our attention relating to significant deficiencies in the design or operation of the internal control over financial reporting that, in our judgment, could adversely affect the State of Connecticut's ability to initiate, record, process, and report financial data consistent with the assertions of management in the financial statements. A list of the items considered reportable conditions follows:

1. As a result of problems in the implementation of the new Core-CT accounting system, the Office of State Comptroller could not prepare financial statements within statutory and regulatory deadlines, and within the reporting requirements for Federal financial assistance.
2. The Office of State Comptroller did not adequately administer the State's accounting and financial reporting functions to ensure that departments and agencies correctly enter transactions onto the new Core-CT accounting system.
3. The new Core-CT accounting system was not designed to provide an efficient means of producing needed financial reports to system users.
4. The new Core-CT accounting system did not have adequate internal controls to ensure that interagency transfers are properly recorded.
5. The new Core-CT accounting system did not have adequate internal controls to ensure that transaction dates and account codes are properly recorded.
6. The internal controls in the new Core-CT accounting system failed to ensure that transactions were correctly posted to both the commitment control and general ledgers.
7. The new Core-CT accounting system does not provide an efficient means of conducting a fiscal year end close.

The reportable conditions noted above are further described in our *Auditors' Report, State Comptroller - State Financial Operations, for the Fiscal Year Ended June 30, 2004*.

A material weakness is a reportable condition in which the design or operations of one or more of the internal control components does not reduce to a relatively low level the risk that misstatements caused by error or fraud in amounts that would be material in relation to the financial statements being audited may occur and not be detected within a timely period by employees in the normal course of performing their assigned functions. Our consideration of the internal control over budgetary-basis financial reporting would not necessarily disclose all matters in the internal control over financial reporting that might be reportable conditions and, accordingly, would not necessarily disclose all reportable conditions that are also considered to be material weaknesses. However, of the reportable conditions described above, we consider items- 2, 4, 5, and 6 to be material weaknesses.

We noted other matters involving the internal control over budgetary-basis financial reporting that we have reported, or will report, to the State's management in separately issued departmental audit reports covering the fiscal year ended June 30, 2004.


#### **Compliance and Other Matters:**


As part of obtaining reasonable assurance about whether the State of Connecticut's budgetary-basis financial statements are free of material misstatement, we performed tests of its compliance with certain provisions of laws, regulations, contracts and grant agreements, noncompliance with which could have a direct and material effect on the determination of financial statement amounts. However, providing an opinion on compliance with those provisions was not an objective of our audit and, accordingly, we do not express such an opinion. The results of our tests disclosed no instances of noncompliance or other matters that are required to be reported under *Government Auditing Standards*.

We have noted certain immaterial instances of noncompliance or other matters that we have reported, or will report, to the State's management in separately issued departmental audit reports covering the fiscal year ended June 30, 2004.



This report is intended solely for the information and use of the Governor, the State Comptroller, the Appropriations Committee of the General Assembly, and the Legislative Committee on Program Review and Investigations and is not intended to be and should not be used by anyone other than these specified parties. However, this report is a matter of public record and its distribution is not limited.

  
Kevin P. Johnston  
Auditor of Public Accounts

  
Robert G. Jaekle  
Auditor of Public Accounts

December 30, 2005  
State Capitol  
Hartford, Connecticut

# STATE OF CONNECTICUT



## AUDITORS OF PUBLIC ACCOUNTS

STATE CAPITOL  
210 CAPITOL AVENUE

HARTFORD, CONNECTICUT 06106-1558

KEVIN P. JOHNSTON

ROBERT G. JAEKLE

### INDEPENDENT AUDITORS' REPORT

Governor M. Jodi Rell  
Members of the General Assembly

We have audited the accompanying combined civil list financial statements of the State of Connecticut as of and for the year ended June 30, 2004, as listed in the beginning of this report. These combined civil list financial statements are the responsibility of the State's management. Our responsibility is to express an opinion on these combined civil list financial statements based on our audit. We did not audit the financial statements of the Special Transportation Fund which represent 30 percent and 39 percent, respectively, of the assets and receipts of the Special Revenue Funds; we did not audit the financial statements of the Transportation Special Tax Obligations Fund, which represent 93 percent and 94 percent, respectively, of the assets and receipts of the Debt Service Funds; and we did not audit the financial statements of the Clean Water Fund-Federal Account, the Drinking Water Fund-Federal Account or that portion of the University Health Center Hospital Fund involving patient receivables, which represent 77 percent and 20 percent, respectively, of the assets and receipts of the Enterprise Funds. Those financial statements were audited by other auditors whose reports thereon have been furnished to us, and our opinion, insofar as it relates to the amounts included for the aforementioned funds and accounts, is based solely on the reports of other auditors. All of the aforementioned audits were conducted in accordance with auditing standards generally accepted in the United States of America. In addition, the audits of the Clean Water Fund-Federal Account and Drinking Water Fund-Federal Account were conducted in accordance with standards applicable to financial audits contained in *Government Auditing Standards*, issued by the Comptroller General of the United States.

We conducted our audit in accordance with auditing standards generally accepted in the United States of America and the standards applicable to financial audits contained in *Government Auditing Standards*, issued by the Comptroller General of the United States, except that the audits of certain civil list funds of the State, as described above, were not conducted in accordance with *Government Auditing Standards*. Those standards require that we plan and perform the audit to obtain reasonable assurance about whether the general purpose financial statements are free of material misstatement. An audit includes examining, on a test basis, evidence supporting the amounts and disclosures in the combined civil list financial statements. An audit also includes assessing the accounting principles used and significant estimates made by management, as well as evaluating the overall combined civil list financial statement presentation. We believe that our audit and the reports of other auditors provide a reasonable basis for our opinion.

As discussed in the note presented on the inside cover of this report, the State of Connecticut prepares its civil list financial statements on a modified cash basis, which is a comprehensive basis of accounting other than accounting principles generally accepted in the United States of America.

The financial statements referred to above present only the civil list funds of the State of Connecticut and are not intended to present fairly the financial position and results of operations of the State of Connecticut in conformity with accounting principles generally accepted in the United States of America.


In our opinion, based on our audit and the reports of other auditors, the combined civil list financial statements referred to above present fairly, in all material respects, the financial position of the combined civil list funds as of June 30, 2004, and the cash transactions of such funds for the year then ended in conformity with the basis of accounting described in the note presented on the inside cover of this report.


In accordance with *Government Auditing Standards*, we have also issued our report dated December 30, 2005, on our consideration of the State of Connecticut's internal control over budgetary-basis financial reporting and on our tests of its compliance with certain provisions of laws, regulations, contracts and grants. That report is an integral part of an audit performed in accordance with *Government Auditing Standards* and should be read in conjunction with this report in considering the results of our audit.

The State of Connecticut is a defendant in certain legal proceedings. The ultimate outcome of the litigation cannot presently be determined. Accordingly, no provision for any liability that may result upon adjudication has been made in the accompanying financial statements.

Our audit was performed for the purpose of forming an opinion on the combined civil list financial statements of the State of Connecticut taken as a whole. The combining and individual fund and account group financial statements and schedules, listed in the table of contents of the Annual Report of the State Comptroller, are presented for purposes of additional analysis and are not a required part of the combined civil list financial statements. Such information has been subjected to the auditing procedures applied in the audit of the combined civil list financial statements and, in our opinion, is fairly presented, in all material respects, in relation to the combined civil list financial statements taken as a whole.

We did not audit the data included in the sundry section of the Annual Report of the State Comptroller, and accordingly, express no opinion thereon.

  
Kevin P. Johnston  
Auditor of Public Accounts

  
Robert G. Jaekle  
Auditor of Public Accounts

December 30, 2005  
State Capitol  
Hartford, Connecticut



# ALL FUNDS

**Statements:**

EXHIBIT A Combined Balance Sheet

SCHEDULE A-1 Statement of Cash Receipts and Disbursements

**Comments:**

All funds accounted for by the Office of the State Comptroller are included in these statements.

The Annual Report of the Treasurer of the State of Connecticut contains information on certain trust funds which are not included in this Report.

**STATE OF CONNECTICUT  
COMBINED BALANCE SHEET  
JUNE 30, 2004**

	<b>GENERAL FUND</b>	<b>SPECIAL REVENUE FUNDS</b>	<b>DEBT SERVICE FUNDS</b>
<b>Assets</b>			
Cash and Short Term Investments	\$ (190,190,417)	\$ 998,834,106	\$ 47,390,264
Accrued Taxes Receivable	843,677,078	39,034,372	-
Accrued Interest Receivable	-	4,357,612	-
Federal and Other Grants Receivable	-	55,160,346	-
Loans Receivable	12,089,306	157,331,146	-
Accounts Receivable	1,155,094	9,160	-
Deposits in U.S. Treasury	-	-	-
Cash and Investments with Trustee	-	-	637,237,598
Long Term Investments	-	394,733	-
Due from Other Funds	1,000,000	1,265,111	-
Resources Available for Debt Retirement	-	-	-
Resources to be Provided in Future Years	-	-	-
<b>Total Assets</b>	<b><u>\$ 667,731,061</u></b>	<b><u>\$ 1,256,386,586</u></b>	<b><u>\$ 684,627,862</u></b>
<b>Liabilities, Reserves, Fund Balances and Surplus</b>			
<b>Liabilities</b>			
Bonds Outstanding	\$ -	\$ -	\$ -
Capital Leases	-	-	-
Accounts Payable	71,808	66	-
Due to Other Funds	1,346,400	1,000,000	-
<b>Total Liabilities</b>	<b><u>1,418,208</u></b>	<b><u>1,000,066</u></b>	<b><u>-</u></b>
<b>Reserves, Fund Balances and Surplus</b>			
Reserve for Petty Cash	995,495	-	-
Reserve for Receivables	-	157,331,146	-
Reserve for Transfer to Budget Reserve	302,155,301	-	-
Statutory Surplus Reserves for Fiscal Year 2004-2005	150,300,000	-	-
Reserve for Benefit Payments	-	-	-
Reserve for Member Contributions	-	-	-
Reserve for Actuarial Deficiency	-	-	-
Appropriations Continued to FY 2004-2005	212,862,057	1,434,605,260	-
Fund Balance/Unappropriated Surplus (Deficit)	-	(336,549,886)	684,627,862
<b>Total Reserves, Fund Balances and Surplus</b>	<b><u>666,312,853</u></b>	<b><u>1,255,386,520</u></b>	<b><u>684,627,862</u></b>
<b>Total Liabilities, Reserves, Fund Balances and Surplus</b>	<b><u>\$ 667,731,061</u></b>	<b><u>\$ 1,256,386,586</u></b>	<b><u>\$ 684,627,862</u></b>

**EXHIBIT A**

<b>CAPITAL PROJECTS FUNDS</b>	<b>INTERNAL SERVICE FUNDS</b>	<b>ENTERPRISE FUNDS</b>	<b>FIDUCIARY FUNDS</b>	<b>LONG-TERM DEBT OUTSTANDING</b>	<b>TOTALS (MEMORANDUM ONLY)</b>
\$ 439,829,038	\$ (10,507,746)	\$ 128,392,815	\$ 395,398,323	\$ -	\$ 1,809,146,383
-	-	-	-	-	882,711,450
-	-	-	-	-	4,357,612
1,070,169,733	-	-	-	-	1,125,330,079
-	-	722,363,846	-	-	891,784,298
-	-	19,849,000	668,816	-	21,682,070
-	-	-	477,197,327	-	477,197,327
-	-	665,882,453	-	-	1,303,120,051
-	-	174,167	12,584,218,031	-	12,584,786,931
-	17,293	44,915	19,080	-	2,346,399
-	-	-	-	684,627,862	684,627,862
-	-	-	12,183,026,299	13,020,842,138	25,203,868,437
<u>\$ 1,509,998,771</u>	<u>\$ (10,490,453)</u>	<u>\$ 1,536,707,196</u>	<u>\$ 25,640,527,876</u>	<u>\$ 13,705,470,000</u>	<u>\$ 44,990,958,899</u>
\$ -	\$ -	\$ -	\$ -	\$ 13,656,070,000	\$ 13,656,070,000
-	-	-	-	49,400,000	49,400,000
-	-	688	-	-	72,562
-	-	-	-	-	2,346,400
-	-	688	-	13,705,470,000	13,707,888,962
-	-	-	-	-	995,495
1,070,169,733	-	742,212,846	668,816	-	1,970,382,541
-	-	-	-	-	302,155,301
-	-	-	-	-	150,300,000
-	-	-	477,197,327	-	477,197,327
-	-	-	3,802,904,731	-	3,802,904,731
-	-	-	12,183,026,299	-	12,183,026,299
4,552,622,418	39,231,558	320,339,619	-	-	6,559,660,912
(4,112,793,380)	(49,722,011)	474,154,043	9,176,730,703	-	5,836,447,331
<u>1,509,998,771</u>	<u>(10,490,453)</u>	<u>1,536,706,508</u>	<u>25,640,527,876</u>	<u>-</u>	<u>31,283,069,937</u>
<u>\$ 1,509,998,771</u>	<u>\$ (10,490,453)</u>	<u>\$ 1,536,707,196</u>	<u>\$ 25,640,527,876</u>	<u>\$ 13,705,470,000</u>	<u>\$ 44,990,958,899</u>

**STATE OF CONNECTICUT  
 COMBINED STATEMENT OF CASH RECEIPTS AND DISBURSEMENTS  
 FISCAL YEAR ENDED JUNE 30, 2004**

	<b>GENERAL FUND</b>	<b>SPECIAL REVENUE FUNDS</b>	<b>DEBT SERVICE FUNDS</b>
<b>Cash and Short Term Investments, July 1, 2003</b>	\$ (553,656,814)	\$ 654,377,206	\$ 49,421,082
<b>Receipts and Transfers:</b>			
Taxes	9,791,814,330	573,584,694	-
Other Receipts	3,020,511,736	3,631,752,153	370,943,436
Sale of Long Term Investments	-	-	-
Sale of Bonds (Note 1)	290,614,935	241,127,980	-
Withdrawals from U.S. Treasury	-	-	-
Interfund Transfers	(204,902,347)	175,691,141	32,413,731
Loan Repayments	752,339	-	-
Transfer from Quasi State Agencies/Trustee	21,304,835	-	-
Totals	<u>12,366,439,014</u>	<u>5,276,533,174</u>	<u>452,778,249</u>
<b>Disbursements:</b>			
Current Expenses, Fixed Charges and Capital Outlay	12,545,787,785	4,277,694,500	405,387,985
Distributions and Loans	10,841,646	-	-
Purchase of Long Term Investments	-	4,568	-
Deposits in U.S. Treasury	-	-	-
Transfers to Trustee/Trust Fund	-	-	-
Total Disbursements	<u>12,556,629,431</u>	<u>4,277,699,068</u>	<u>405,387,985</u>
<b>Cash and Short Term Investments, June 30, 2004</b>	<u>\$ (190,190,417)</u>	<u>\$ 998,834,106</u>	<u>\$ 47,390,264</u>

Note 1: Total does not include \$2,433,030,000 of bond proceeds deposited directly with a trustee or other legally separate organization.



**SCHEDULE A-1**

<b>CAPITAL PROJECTS FUNDS</b>	<b>INTERNAL SERVICE FUNDS</b>	<b>ENTERPRISE FUNDS</b>	<b>FIDUCIARY FUNDS</b>	<b>TOTALS (MEMORANDUM ONLY)</b>
\$ 351,772,326	\$ (28,665,211)	\$ 100,439,553	\$ 777,512,798	\$ 1,351,200,940
-	-	-	623,454,310	10,988,853,334
508,836,574	87,994,539	236,582,525	2,626,252,881	10,482,873,844
-	-	52,391	1,147,912,504	1,147,964,895
945,272,021	-	13,600,000	-	1,490,614,936
-	-	-	823,680,782	823,680,782
(9,217,954)	15,030	8,131,468	(2,131,069)	-
-	-	4,387,322	-	5,139,661
-	-	77,312,050	-	98,616,885
<u>1,796,662,967</u>	<u>59,344,358</u>	<u>440,505,309</u>	<u>5,996,682,206</u>	<u>26,388,945,277</u>
1,356,833,929	69,852,104	306,688,228	-	18,962,244,531
-	-	-	3,189,176,747	3,200,018,393
-	-	-	1,609,442,000	1,609,446,568
-	-	-	799,665,136	799,665,136
-	-	5,424,266	3,000,000	8,424,266
<u>1,356,833,929</u>	<u>69,852,104</u>	<u>312,112,494</u>	<u>5,601,283,883</u>	<u>24,579,798,894</u>
<u>\$ 439,829,038</u>	<u>\$ (10,507,746)</u>	<u>\$ 128,392,815</u>	<u>\$ 395,398,323</u>	<u>\$ 1,809,146,383</u>



# GENERAL FUND

## **Statements:**

EXHIBIT B	Balance Sheet
SCHEDULE B-1	Statement of Unappropriated Surplus
SCHEDULE B-2	Statement of Estimated and Realized Revenue
SCHEDULE B-3	Statement of Appropriations and Expenditures

## **Comments:**

The General Fund accounts for all receipts and disbursements not specifically included in other funds. The General Fund finances the State's general operations under a budget authorized by the General Assembly in its annual Appropriations Act.

**GENERAL FUND  
BALANCE SHEET  
JUNE 30, 2004****Assets**

Accrued Taxes Receivable	\$ 811,239,078
Accrued Accounts Receivable	32,438,000
Due From Other Funds	1,000,000
Accounts Receivable	1,155,094
Loans Receivable	<u>12,089,306</u>
<b>Total Assets</b>	<b><u>\$ 857,921,478</u></b>

**Liabilities, Reserves, and Surplus****Liabilities**

Deficiency in Cash and Short Term Investments	\$ 190,190,417
Accounts Payable	71,808
Due To Other Funds - Year End Adjustments	<u>1,346,400</u>
<b>Total Liabilities</b>	<b><u>191,608,625</u></b>

**Reserves**

Petty Cash Funds	995,495
Transfer to Budget Reserve	302,155,301
Statutory Surplus Reserves for Fiscal Year 2004-2005	150,300,000
Appropriations Continued to Fiscal Year 2004-2005	<u>212,862,057</u>
<b>Total Reserves</b>	<b><u>666,312,853</u></b>

Unappropriated Surplus - Schedule B-1 -**Total Liabilities, Reserves, and Surplus** **\$ 857,921,478**

**GENERAL FUND  
STATEMENT OF UNAPPROPRIATED SURPLUS  
FISCAL YEAR ENDED JUNE 30, 2004**

Realized Revenue - Schedule B-2	\$ 13,123,775,070
Expenditures - Schedule B-3	<u>12,546,919,068</u>
<b>Excess Expenditures over Revenue</b>	<b>576,856,002</b>
Miscellaneous Adjustments	1,814,798
Prior Year Budgeted Appropriations Continued to Fiscal Year 2003-2004	86,646,558
Budgeted Appropriations Continued to Fiscal Year 2004-2005	<u>(212,862,057)</u>
<b>Surplus</b>	<b>452,455,301</b>
Proceeds from General Obligation Economic Recovery Notes	96,614,935
(Deficit) July 1, 2003	(96,614,935)
Reserve for Fiscal Year 2004-2005	150,300,000
Reserve for Statutory Transfer to Budget Reserve Fund	<u>302,155,301</u>
<b>Unappropriated Surplus, June 30, 2004</b>	<b>\$ <u>                    -</u></b>

**GENERAL FUND  
STATEMENT OF ESTIMATED AND REALIZED REVENUE  
FISCAL YEAR ENDED JUNE 30, 2004**

	<u>Realized Revenue</u>	<u>Budgeted Revenue</u>	<u>Realized Over (Under) Budgeted</u>
<b>TAXES</b>			
Personal Income	\$ 4,943,430,236	\$ 4,475,900,000	\$ 467,530,236
Sales and Use Corporations	3,133,887,661	3,092,100,000	41,787,661
Cigarettes and Tobacco	518,009,287	607,500,000	(89,490,713)
Insurance Companies	279,571,728	300,800,000	(21,228,272)
Public Service Corporations	233,412,070	247,900,000	(14,487,930)
Inheritance and Estate	193,643,281	182,800,000	10,843,281
Real Estate Conveyance	147,613,748	140,100,000	7,513,748
Oil Companies	176,742,755	130,400,000	46,342,755
Alcoholic Beverages	106,894,190	97,500,000	9,394,190
Admissions, Dues and Cabaret	44,044,011	44,100,000	(55,989)
Miscellaneous	31,662,282	30,600,000	1,062,282
	<u>34,822,158</u>	<u>32,300,000</u>	<u>2,522,158</u>
Totals	9,843,733,407	9,382,000,000	461,733,407
Less Refunds of Taxes	(650,799,831)	(744,000,000)	93,200,169
Less R & D Credit Exchange	<u>(10,378,118)</u>	<u>(14,000,000)</u>	<u>3,621,882</u>
Net Taxes	<u>9,182,555,458</u>	<u>8,624,000,000</u>	<u>558,555,458</u>
<b>OTHER REVENUE</b>			
Indian Gaming Payments	402,733,357	410,000,000	(7,266,643)
Transfers - Special Revenue	286,698,685	269,600,000	17,098,685
Licenses, Permits and Fees	154,584,849	149,500,000	5,084,849
Rents, Fines and Escheats	117,718,798	77,300,000	40,418,798
Sales of Commodities and Services	40,990,554	31,000,000	9,990,554
Investment Income	1,779,149	12,500,000	(10,720,851)
Miscellaneous	<u>111,148,827</u>	<u>118,000,000</u>	<u>(6,851,173)</u>
Total Other Revenue	1,115,654,219	1,067,900,000	47,754,219
Less Refunds of Payments	<u>(574,229)</u>	<u>(500,000)</u>	<u>(74,229)</u>
Net Other Revenue	<u>1,115,079,990</u>	<u>1,067,400,000</u>	<u>47,679,990</u>
<b>OTHER SOURCES</b>			
Federal Grants	2,564,256,474	2,527,000,000	37,256,474
Transfer to the Resources of the General Fund	232,304,835	207,700,000	24,604,835
Transfer from the Tobacco Settlement Fund	114,578,313	111,000,000	3,578,313
Transfers to the Pequot/Mohegan Fund	<u>(85,000,000)</u>	<u>(85,000,000)</u>	<u>-</u>
Total Other Sources	<u>2,826,139,622</u>	<u>2,760,700,000</u>	<u>65,439,622</u>
<b>Total Budgeted Revenue</b>	<u><b>\$ 13,123,775,070</b></u>	<u><b>\$ 12,452,100,000</b></u>	<u><b>\$ 671,675,070</b></u>

**GENERAL FUND  
STATEMENT OF APPROPRIATIONS AND EXPENDITURES  
FISCAL YEAR ENDED JUNE 30, 2004**

	CONTINUED AND INITIAL	APPROPRIATION	TOTAL		APPROPRIATIONS	
	APPROPRIATIONS	ADJUSTMENTS	APPROPRIATIONS	EXPENDITURES	LAPSED	CONTINUED
<b>LEGISLATIVE</b>						
<b>LEGISLATIVE MANAGEMENT</b>						
PERSONAL SERVICES	\$ 33,463,431	\$ -	\$ 33,463,431	\$ 31,888,711	\$ 1,574,720	\$ -
OTHER EXPENSES	13,799,514	3,400,000	17,199,514	13,419,987	-	3,779,527
EQUIPMENT	923,500	-	923,500	770,717	152,783	-
CAPITOL SECURITY IMPROVEMENT PROJECTS	60,174	-	60,174	3,862	56,312	-
MINOR CAPITAL IMPROVEMENTS	900,000	-	900,000	731,258	168,742	-
INTERIM COMMITTEE STAFFING	584,000	-	584,000	497,860	86,140	-
INTERIM SALARY/CAUCUS OFFICES	504,000	-	504,000	499,104	4,896	-
INTERSTATE CONFERENCE FUND	275,000	-	275,000	265,193	9,807	-
AGENCY TOTAL	50,509,619	3,400,000	53,909,619	48,076,692	2,053,400	3,779,527
<b>AUDITORS OF PUBLIC ACCOUNTS</b>						
PERSONAL SERVICES	9,042,658	-	9,042,658	7,107,040	1,935,618	-
OTHER EXPENSES	662,716	-	662,716	357,515	305,201	-
EQUIPMENT	128,000	-	128,000	64,546	63,454	-
AGENCY TOTAL	9,833,374	-	9,833,374	7,529,101	2,304,273	-
<b>COMMISSION ON THE STATUS OF WOMEN</b>						
PERSONAL SERVICES	448,120	-	448,120	418,216	29,904	-
OTHER EXPENSES	62,873	-	62,873	56,583	6,290	-
EQUIPMENT	1	-	1	1	1	-
AGENCY TOTAL	510,994	-	510,994	474,799	36,195	-
<b>COMMISSION ON CHILDREN</b>						
PERSONAL SERVICES	499,010	3,254	502,264	502,244	20	-
OTHER EXPENSES	35,248	(3,254)	31,994	29,897	2,097	-
EQUIPMENT	1	-	1	-	1	-
AGENCY TOTAL	534,259	-	534,259	532,141	2,118	-
<b>LATINO AND PUERTO RICAN AFFAIRS COMMISSION</b>						
PERSONAL SERVICES	316,270	-	316,270	314,035	2,235	-
OTHER EXPENSES	44,032	-	44,032	24,244	19,788	-
EQUIPMENT	1	-	1	-	1	-
AGENCY TOTAL	360,303	-	360,303	338,279	22,024	-
<b>AFRICAN-AMERICAN AFFAIRS COMMISSION</b>						
PERSONAL SERVICES	244,775	1,250	246,025	245,983	42	-
OTHER EXPENSES	39,559	(1,250)	38,309	24,205	14,104	-
EQUIPMENT	1	-	1	-	1	-
AGENCY TOTAL	284,335	-	284,335	270,188	14,147	-
<b>TOTAL LEGISLATIVE</b>	<b>62,032,884</b>	<b>3,400,000</b>	<b>65,432,884</b>	<b>57,221,200</b>	<b>4,432,157</b>	<b>3,779,527</b>
<b>GENERAL GOVERNMENT</b>						
<b>GOVERNOR'S OFFICE</b>						
PERSONAL SERVICES	2,270,652	-	2,270,652	2,101,592	169,060	-
OTHER EXPENSES	265,720	-	265,720	267,045	(1,325)	-
EQUIPMENT	100	-	100	100	100	-
NEW ENGLAND GOVERNORS' CONFERENCE	138,687	-	138,687	79,378	59,309	-
NATIONAL GOVERNORS' ASSOCIATION	90,798	-	90,798	90,798	-	-
AGENCY TOTAL	2,765,957	-	2,765,957	2,538,813	227,144	-
<b>SECRETARY OF THE STATE</b>						
PERSONAL SERVICES	2,305,529	57,912	2,363,441	1,775,929	587,512	-
OTHER EXPENSES	1,508,036	-	1,508,036	1,260,565	247,471	-
EQUIPMENT	1,000	-	1,000	-	1,000	-
AGENCY TOTAL	3,814,565	57,912	3,872,477	3,036,494	835,983	-
<b>LIEUTENANT GOVERNOR'S OFFICE</b>						
PERSONAL SERVICES	397,787	-	397,787	305,394	92,393	-
OTHER EXPENSES	46,520	-	46,520	43,926	2,594	-
EQUIPMENT	100	-	100	-	100	-
AGENCY TOTAL	444,407	-	444,407	349,320	95,087	-
<b>ELECTIONS ENFORCEMENT COMMISSION</b>						
PERSONAL SERVICES	747,968	(6,700)	741,268	711,558	29,710	-
OTHER EXPENSES	67,107	6,700	73,807	73,488	319	-
EQUIPMENT	1,000	-	1,000	1,000	-	-
AGENCY TOTAL	816,075	-	816,075	786,046	30,029	-
<b>ETHICS COMMISSION</b>						
PERSONAL SERVICES	545,402	121,731	667,133	674,500	(7,367)	-

**SCHEDULE B-3**

	CONTINUED AND INITIAL		TOTAL	EXPENDITURES	APPROPRIATIONS	
	APPROPRIATIONS	ADJUSTMENTS			APPROPRIATIONS	LAPSED
OTHER EXPENSES	102,895	(5,200)	97,695	93,651	4,044	-
EQUIPMENT	100	-	100	-	100	-
LOBBYIST ELECTRONIC FILING PROGRAM	42,000	(4,199)	37,801	37,694	107	-
AGENCY TOTAL	690,397	112,332	802,729	805,845	(3,116)	-
<b>FREEDOM OF INFORMATION COMMISSION</b>						
PERSONAL SERVICES	1,067,613	124,352	1,191,965	1,168,906	-	23,059
OTHER EXPENSES	120,809	-	120,809	115,616	5,193	-
EQUIPMENT	1,000	-	1,000	1,000	-	-
AGENCY TOTAL	1,189,422	124,352	1,313,774	1,285,522	5,193	23,059
<b>JUDICIAL SELECTION COMMISSION</b>						
PERSONAL SERVICES	77,305	(500)	76,805	72,621	4,184	-
OTHER EXPENSES	19,691	500	20,191	20,195	(4)	-
EQUIPMENT	100	-	100	-	100	-
AGENCY TOTAL	97,096	-	97,096	92,816	4,280	-
<b>STATE PROPERTIES REVIEW BOARD</b>						
PERSONAL SERVICES	277,499	1,509	279,008	233,620	45,388	-
OTHER EXPENSES	178,294	-	178,294	156,640	21,654	-
EQUIPMENT	1,000	-	1,000	913	87	-
AGENCY TOTAL	456,793	1,509	458,302	391,173	67,129	-
<b>STATE TREASURER</b>						
PERSONAL SERVICES	3,604,801	-	3,604,801	2,923,591	681,210	-
OTHER EXPENSES	382,227	-	382,227	340,235	41,992	-
EQUIPMENT	100	-	100	100	-	-
AGENCY TOTAL	3,987,128	-	3,987,128	3,263,926	723,202	-
<b>STATE COMPTROLLER</b>						
PERSONAL SERVICES	15,390,659	123,400	15,514,059	14,661,686	852,373	-
OTHER EXPENSES	2,888,283	1,000,000	3,888,283	3,547,486	-	340,797
EQUIPMENT	100	-	100	-	100	-
CORE FINANCIAL SYSTEMS	776,402	-	776,402	540,159	-	236,243
STATE EMPLOYEES RETIREMENT DATA BASE	23,019	-	23,019	3,774	19,245	-
GOVERNMENTAL ACCOUNTING STANDARDS BOARD	19,570	-	19,570	19,570	-	-
AGENCY TOTAL	19,098,033	1,123,400	20,221,433	18,772,675	871,718	577,040
<b>DEPARTMENT OF REVENUE SERVICES</b>						
PERSONAL SERVICES	49,460,426	(163,160)	49,297,266	44,818,110	4,379,156	100,000
OTHER EXPENSES	10,415,189	-	10,415,189	8,969,871	1,245,318	200,000
EQUIPMENT	4,800	-	4,800	-	4,800	-
COLLECTION AND LITIGATION CONTINGENCY FUND	425,767	-	425,767	318,318	107,449	-
AGENCY TOTAL	60,306,182	(163,160)	60,143,022	54,106,299	5,736,723	300,000
<b>DIVISION OF SPECIAL REVENUE</b>						
PERSONAL SERVICES	7,216,967	4,000	7,220,967	4,821,369	2,399,598	-
OTHER EXPENSES	1,381,226	30,000	1,411,226	1,166,655	244,571	-
EQUIPMENT	100	-	100	100	-	-
AGENCY TOTAL	8,598,293	34,000	8,632,293	5,988,124	2,644,169	-
<b>STATE INSURANCE AND RISK MANAGEMENT BOARD</b>						
PERSONAL SERVICES	227,252	-	227,252	215,169	12,083	-
OTHER EXPENSES	13,306,968	-	13,306,968	11,437,678	1,869,290	-
EQUIPMENT	1,000	-	1,000	1,000	-	-
SURETY BONDS FOR STATE OFFICIALS & EMPLOYEES	115,300	-	115,300	77,872	37,428	-
AGENCY TOTAL	13,650,520	-	13,650,520	11,731,719	1,918,801	-
<b>GAMING POLICY BOARD</b>						
OTHER EXPENSES	3,230	-	3,230	2,025	1,205	-
AGENCY TOTAL	3,230	-	3,230	2,025	1,205	-
<b>OFFICE OF POLICY AND MANAGEMENT</b>						
PERSONAL SERVICES	13,914,421	12,254	13,926,675	10,759,932	166,743	3,000,000
OTHER EXPENSES	2,251,556	1,065,000	3,316,556	2,279,213	587,343	450,000
EQUIPMENT	1,000	-	1,000	1,000	-	-
LITIGATION/SETTLEMENT	7,135,227	-	7,135,227	997,642	-	6,137,585
AUTOMATED BUDGET SYSTEM & DATA BASE LINK	98,538	-	98,538	43,046	55,492	-
LEADERSHIP, EDUCATION, ATHLETICS IN PARTNERSHIP	850,000	-	850,000	765,000	85,000	-
CASH MANAGEMENT IMPROVEMENT ACT	100	-	100	-	100	-
JUSTICE ASSISTANCE GRANTS	3,911,662	1,000,000	4,911,662	3,035,671	675,991	1,200,000
TAX RELIEF FOR ELDERLY RENTERS	13,808,223	450,000	14,258,223	14,196,228	61,995	-
DISTRESSED MUNICIPALITIES	7,000,000	-	7,000,000	7,000,000	-	-
PROPERTY TAX RELIEF ELDERLY CIRCUIT BREAKER	20,505,899	-	20,505,899	20,505,899	-	-
PROPERTY TAX RELIEF ELDERLY FREEZE PROGRAM	2,150,000	-	2,150,000	2,078,984	71,016	-
PROPERTY TAX RELIEF FOR VETERANS	5,605,000	(450,000)	5,155,000	2,932,239	222,761	2,000,000
RELOCATE HARTFORD CITY OFFICES	265,754	-	265,754	-	-	265,754



**SCHEDULE B-3**

	CONTINUED AND INITIAL APPROPRIATIONS	APPROPRIATION ADJUSTMENTS	TOTAL APPROPRIATIONS	EXPENDITURES	APPROPRIATIONS LAPSED	CONTINUED
<b>DRUG ENFORCEMENT PROGRAM</b>	1,850,000	(1,000,000)	850,000	765,000	85,000	-
<b>PILOT - NEW MANUFACTURING MACHINERY &amp; EQUIP.</b>	59,809,721	(6,156,754)	53,652,967	50,729,721	1,455,359	1,467,887
<b>INTERLOCAL AGREEMENTS</b>	80,000	-	80,000	80,000	-	-
<b>CAPITAL CITY ECONOMIC DEVELOPMENT</b>	712,500	4,200,000	4,912,500	4,806,687	-	105,813
<b>LOCAL AID ADJUSTMENT</b>	450,000	850,000	1,300,000	1,300,000	-	-
<b>AGENCY TOTAL</b>	<b>140,399,601</b>	<b>(29,500)</b>	<b>140,370,101</b>	<b>122,276,262</b>	<b>3,466,800</b>	<b>14,627,039</b>
<b>DEPARTMENT OF VETERANS AFFAIRS</b>						
<b>PERSONAL SERVICES</b>	22,366,628	(854,645)	21,511,983	19,559,731	1,952,252	-
<b>OTHER EXPENSES</b>	6,756,959	900,000	7,656,959	7,411,778	245,181	-
<b>EQUIPMENT</b>	1,000	-	1,000	-	1,000	-
<b>AGENCY TOTAL</b>	<b>29,124,587</b>	<b>45,355</b>	<b>29,169,942</b>	<b>26,971,509</b>	<b>2,198,433</b>	-
<b>OFFICE OF WORKFORCE COMPETITIVENESS</b>						
<b>PERSONAL SERVICES</b>	408,294	-	408,294	355,914	52,380	-
<b>OTHER EXPENSES</b>	491,180	-	491,180	213,622	277,558	-
<b>EQUIPMENT</b>	1,800	-	1,800	-	1,800	-
<b>CETC WORKFORCE</b>	2,750,000	235,000	2,985,000	2,435,590	-	549,410
<b>JOBS FUNNEL PROJECTS</b>	72,518	-	72,518	72,518	-	-
<b>AGENCY TOTAL</b>	<b>3,723,792</b>	<b>235,000</b>	<b>3,958,792</b>	<b>3,077,644</b>	<b>331,738</b>	<b>549,410</b>
<b>DEPARTMENT OF ADMINISTRATIVE SERVICES</b>						
<b>PERSONAL SERVICES</b>	18,317,337	(548,614)	17,768,723	14,175,633	3,593,090	-
<b>OTHER EXPENSES</b>	2,143,463	1,600,000	3,743,463	3,643,135	100,328	-
<b>EQUIPMENT</b>	1,000	-	1,000	1,000	-	-
<b>LABOR - MANAGEMENT FUND</b>	412,605	-	412,605	1,500	-	411,105
<b>LOSS CONTROL RISK MANAGEMENT</b>	409,157	-	409,157	167,814	241,343	-
<b>EMPLOYEES REVIEW BOARD</b>	52,630	-	52,630	45,000	7,630	-
<b>PLACEMENT AND TRAINING FUND</b>	11,939	550,072	562,011	562,010	-	1
<b>QUALITY OF WORK-LIFE</b>	1,006,322	-	1,006,322	119,759	-	886,563
<b>REFUNDS OF COLLECTIONS</b>	49,400	-	49,400	42,951	6,449	-
<b>WORKERS' COMPENSATION ADMINISTRATOR</b>	5,182,000	-	5,182,000	5,174,000	8,000	-
<b>HOSPITAL BILLING SYSTEM</b>	839,356	-	839,356	329,522	509,834	-
<b>AGENCY TOTAL</b>	<b>28,425,209</b>	<b>1,601,458</b>	<b>30,026,667</b>	<b>24,262,324</b>	<b>4,466,674</b>	<b>1,297,669</b>
<b>DEPARTMENT OF INFORMATION TECHNOLOGY</b>						
<b>PERSONAL SERVICES</b>	1,621,765	654,857	2,276,622	1,669,756	606,866	-
<b>OTHER EXPENSES</b>	4,632,097	-	4,632,097	4,630,055	2,042	-
<b>EQUIPMENT</b>	100	-	100	100	100	-
<b>AUTOMATED PERSONNEL SYSTEM</b>	1,523,503	-	1,523,503	1,134,935	388,568	-
<b>HEALTH INSURANCE PORTABILITY &amp; ACCOUNTABILITY</b>	427,511	-	427,511	372,788	-	54,723
<b>AGENCY TOTAL</b>	<b>8,204,976</b>	<b>654,857</b>	<b>8,859,833</b>	<b>7,807,534</b>	<b>997,576</b>	<b>54,723</b>
<b>DEPARTMENT OF PUBLIC WORKS</b>						
<b>PERSONAL SERVICES</b>	6,526,546	26,395	6,552,941	5,617,498	935,443	-
<b>OTHER EXPENSES</b>	17,382,866	3,576,604	20,959,470	20,273,264	-	686,206
<b>EQUIPMENT</b>	1,000	-	1,000	999	1	-
<b>MINOR CAPITAL IMPROVEMENTS</b>	1,515	-	1,515	1,000	515	-
<b>MANAGEMENT SERVICES</b>	4,529,548	223,296	4,752,844	4,547,752	-	205,092
<b>RENTS &amp; MOVING</b>	7,873,811	200,100	8,073,911	8,135,032	(61,121)	-
<b>CAPITOL DAY CARE CENTER</b>	109,250	-	109,250	106,647	2,603	-
<b>FACILITIES DESIGN EXPENSES</b>	4,989,078	-	4,989,078	4,781,253	207,825	-
<b>AGENCY TOTAL</b>	<b>41,413,614</b>	<b>4,026,395</b>	<b>45,440,009</b>	<b>43,463,445</b>	<b>1,085,266</b>	<b>891,298</b>
<b>ATTORNEY GENERAL</b>						
<b>PERSONAL SERVICES</b>	27,026,586	85,222	27,111,808	23,210,906	3,900,902	-
<b>OTHER EXPENSES</b>	1,570,224	-	1,570,224	1,396,933	173,291	-
<b>EQUIPMENT</b>	100	-	100	-	100	-
<b>AGENCY TOTAL</b>	<b>28,596,910</b>	<b>85,222</b>	<b>28,682,132</b>	<b>24,607,839</b>	<b>4,074,293</b>	-
<b>OFFICE OF THE CLAIMS COMMISSIONER</b>						
<b>PERSONAL SERVICES</b>	238,671	-	238,671	206,361	32,310	-
<b>OTHER EXPENSES</b>	51,258	-	51,258	21,582	29,676	-
<b>EQUIPMENT</b>	100	-	100	-	100	-
<b>ADJUDICATED CLAIMS</b>	115,000	-	115,000	64,237	50,763	-
<b>AGENCY TOTAL</b>	<b>405,029</b>	-	<b>405,029</b>	<b>292,180</b>	<b>112,849</b>	-
<b>DIVISION OF CRIMINAL JUSTICE</b>						
<b>PERSONAL SERVICES</b>	36,003,430	(120,000)	35,883,430	34,280,127	1,603,303	-
<b>OTHER EXPENSES</b>	2,645,963	-	2,645,963	2,166,727	479,236	-
<b>EQUIPMENT</b>	1,000	-	1,000	1,000	-	-
<b>FORENSIC SEX EVIDENCE EXAMS</b>	316,593	240,000	556,593	556,474	119	-
<b>WITNESS PROTECTION</b>	372,913	(120,000)	252,913	214,830	38,083	-
<b>TRAINING AND EDUCATION</b>	82,685	-	82,685	59,066	23,619	-
<b>EXPERT WITNESSES</b>	230,150	-	230,150	152,132	78,018	-
<b>MEDICAID FRAUD CONTROL</b>	630,985	-	630,985	550,446	80,539	-
<b>AGENCY TOTAL</b>	<b>40,283,719</b>	-	<b>40,283,719</b>	<b>37,980,802</b>	<b>2,302,917</b>	-

	CONTINUED AND INITIAL APPROPRIATIONS	APPROPRIATION ADJUSTMENTS	TOTAL APPROPRIATIONS	EXPENDITURES	APPROPRIATIONS LAPSED	CONTINUED
<b>CRIMINAL JUSTICE COMMISSION</b>						
OTHER EXPENSES	1,136	-	1,136	268	868	-
AGENCY TOTAL	1,136	-	1,136	268	868	-
<b>STATE MARSHAL COMMISSION</b>						
PERSONAL SERVICES	91,524	129,495	221,019	221,019	-	-
OTHER EXPENSES	52,250	54,124	106,374	81,693	24,681	-
EQUIPMENT	100	-	100	-	100	-
AGENCY TOTAL	143,874	183,619	327,493	302,712	24,781	-
TOTAL GENERAL GOVERNMENT	436,640,545	8,092,751	444,733,296	394,193,316	32,219,742	18,320,238
<b>REGULATION AND PROTECTION</b>						
<b>DEPARTMENT OF PUBLIC SAFETY</b>						
PERSONAL SERVICES	107,952,968	183,509	108,136,477	101,611,368	5,775,109	750,000
OTHER EXPENSES	21,537,508	138,000	21,675,508	21,033,769	641,739	-
EQUIPMENT	1,000	12,000	13,000	11,544	1,456	-
STRESS REDUCTION	140,915	-	140,915	60,698	-	80,217
FLEET PURCHASE	6,046,128	-	6,046,128	4,867,429	578,699	600,000
WORKERS' COMPENSATION CLAIMS	2,848,504	(150,000)	2,698,504	2,223,723	474,781	-
CIVIL AIR PATROL	-	36,758	36,758	36,758	-	-
AGENCY TOTAL	138,563,781	183,509	138,747,290	129,845,289	7,471,784	1,430,217
<b>POLICE OFFICER STANDARDS AND TRAINING COUNCIL</b>						
PERSONAL SERVICES	1,639,223	4,321	1,643,544	1,517,418	126,126	-
OTHER EXPENSES	880,405	-	880,405	786,279	94,126	-
EQUIPMENT	1,000	-	1,000	1,000	-	-
TRAINING AT SATELLITE ACADEMIES	50,000	-	50,000	-	50,000	-
AGENCY TOTAL	2,570,628	4,321	2,574,949	2,304,697	270,252	-
<b>BOARD OF FIREARMS PERMIT EXAMINERS</b>						
PERSONAL SERVICES	66,401	360	66,761	66,415	346	-
OTHER EXPENSES	36,215	-	36,215	32,630	3,585	-
EQUIPMENT	100	-	100	-	100	-
AGENCY TOTAL	102,716	360	103,076	99,045	4,031	-
<b>MILITARY DEPARTMENT</b>						
PERSONAL SERVICES	4,214,509	(84,000)	4,130,509	3,221,637	908,872	-
OTHER EXPENSES	2,063,159	90,000	2,153,159	2,099,091	54,068	-
EQUIPMENT	1,000	-	1,000	1,000	-	-
AGENCY TOTAL	6,278,668	6,000	6,284,668	5,321,728	962,940	-
<b>COMMISSION ON FIRE PREVENTION AND CONTROL</b>						
PERSONAL SERVICES	1,617,221	4,364	1,621,585	1,426,295	195,290	-
OTHER EXPENSES	615,168	-	615,168	575,670	39,498	-
EQUIPMENT	100	-	100	-	100	-
AGENCY TOTAL	2,232,489	4,364	2,236,853	2,001,965	234,888	-
<b>DEPARTMENT OF CONSUMER PROTECTION</b>						
PERSONAL SERVICES	9,841,497	(163,700)	9,677,797	8,553,210	1,124,587	-
OTHER EXPENSES	1,252,540	50,000	1,302,540	907,093	380,447	15,000
EQUIPMENT	100	200,000	200,100	103,389	96,711	-
AGENCY TOTAL	11,094,137	86,300	11,180,437	9,563,692	1,601,745	15,000
<b>DEPARTMENT OF LABOR</b>						
PERSONAL SERVICES	7,588,401	(429,900)	7,158,501	6,476,320	682,181	-
OTHER EXPENSES	1,254,868	-	1,254,868	1,055,086	199,782	-
EQUIPMENT	2,000	-	2,000	2,000	-	-
WORKFORCE INVESTMENT ACT	22,015,855	-	22,015,855	17,754,363	-	4,261,492
JOBS FIRST EMPLOYMENT SERVICES	15,136,998	-	15,136,998	15,136,998	-	-
WELFARE-TO-WORK GRANT PROGRAM	339,980	-	339,980	234,211	105,769	-
OPPORTUNITY INDUSTRIAL CENTERS	-	500,000	500,000	500,000	-	-
AGENCY TOTAL	46,338,102	70,100	46,408,202	41,158,978	987,732	4,261,492
<b>OFFICE OF VICTIM ADVOCATE</b>						
PERSONAL SERVICES	182,651	1,842	184,493	165,628	18,865	-
OTHER EXPENSES	33,123	-	33,123	29,722	3,401	-
EQUIPMENT	100	-	100	-	100	-
AGENCY TOTAL	215,874	1,842	217,716	195,350	22,366	-
<b>COMMISSION ON HUMAN RIGHTS AND OPPORTUNITIES</b>						
PERSONAL SERVICES	6,142,290	130,000	6,272,290	5,052,471	1,219,819	-
OTHER EXPENSES	596,132	-	596,132	516,872	79,260	-
EQUIPMENT	950	-	950	-	950	-
MARTIN LUTHER KING, JR. COMMISSION	6,650	-	6,650	1,188	5,462	-
AGENCY TOTAL	6,746,022	130,000	6,876,022	5,570,531	1,305,491	-

	CONTINUED AND INITIAL APPROPRIATION		TOTAL		APPROPRIATIONS	
	APPROPRIATIONS	ADJUSTMENTS	APPROPRIATIONS	EXPENDITURES	LAPSED	CONTINUED
<b>PROTECTION AND ADVOCACY FOR PERSONS WITH DISABILITIES</b>						
PERSONAL SERVICES	2,101,578	34,370	2,135,948	1,922,778	213,170	-
OTHER EXPENSES	402,282	-	402,282	361,114	41,168	-
EQUIPMENT	950	-	950	-	950	-
AGENCY TOTAL	2,504,810	34,370	2,539,180	2,283,892	255,288	-
<b>OFFICE OF THE CHILD ADVOCATE</b>						
PERSONAL SERVICES	466,371	12,746	479,117	478,958	159	-
OTHER EXPENSES	74,485	-	74,485	50,391	24,094	-
EQUIPMENT	100	-	100	100	-	-
CHILD FATALITY REVIEW PANEL	67,248	1,503	68,751	70,531	(1,780)	-
AGENCY TOTAL	608,204	14,249	622,453	599,980	22,473	-
<b>TOTAL REGULATION AND PROTECTION</b>	<b>217,255,431</b>	<b>535,415</b>	<b>217,790,846</b>	<b>198,945,147</b>	<b>13,138,990</b>	<b>5,706,709</b>
<b>CONSERVATION AND DEVELOPMENT</b>						
<b>DEPARTMENT OF AGRICULTURE</b>						
PERSONAL SERVICES	3,695,809	10,530	3,706,339	3,167,708	538,631	-
OTHER EXPENSES	753,789	-	753,789	632,389	121,400	-
OYSTER PROGRAM	93,575	-	93,575	93,575	-	-
CT SEAFOOD ADVISORY COUNCIL	50,000	-	50,000	47,500	2,500	-
VIBRIO BACTERIUM PROGRAM	10,000	-	10,000	-	10,000	-
CONNECTICUT WINE COUNCIL	50,000	-	50,000	23,840	26,160	-
WIC PROGRAM FOR FRESH PRODUCE FOR SENIORS	88,267	(7,828)	80,439	76,569	3,870	-
COLLECTION OF AGRICULTURAL STATISTICS	1,200	-	1,200	1,200	-	-
TUBERCULOSIS AND BRUCELLOSIS INDEMNITY	1,000	-	1,000	-	1,000	-
EXHIBITS AND DEMONSTRATIONS	5,600	-	5,600	-	5,600	-
CONNECTICUT GROWN PRODUCT PROMOTION	15,000	-	15,000	13,504	1,496	-
WIC COUPON PROGRAM FOR FRESH PRODUCE	84,090	7,828	91,918	91,918	-	-
AGENCY TOTAL	4,848,330	10,530	4,858,860	4,148,203	710,657	-
<b>CONNECTICUT AGRICULTURAL EXPERIMENT STATION</b>						
PERSONAL SERVICES	5,295,925	3,335	5,299,260	4,574,730	724,530	-
OTHER EXPENSES	457,006	-	457,006	442,717	14,289	-
EQUIPMENT	1,000	-	1,000	-	1,000	-
MOSQUITO CONTROL	209,463	-	209,463	199,812	9,651	-
WILDLIFE FERTILITY CONTROL	69,300	-	69,300	69,285	15	-
AGENCY TOTAL	6,032,694	3,335	6,036,029	5,286,544	749,485	-
<b>DEPARTMENT OF ENVIRONMENTAL PROTECTION</b>						
PERSONAL SERVICES	31,980,408	39,000	32,019,408	28,373,400	3,646,008	-
OTHER EXPENSES	3,362,299	-	3,362,299	3,189,429	172,870	-
EQUIPMENT	52,994	-	52,994	52,994	-	-
STREAM GAGING	157,600	-	157,600	157,600	-	-
MOSQUITO CONTROL	342,632	-	342,632	342,632	-	-
STATE SUPERFUND SITE MAINTENANCE	391,000	-	391,000	178,343	212,657	-
CHARTER OAK OPEN SPACE TRUST ACCOUNT	3,140,868	-	3,140,868	1,397,273	-	1,743,595
LABORATORY FEES	275,875	-	275,875	275,875	-	-
DAM MAINTENANCE	124,313	-	124,313	126,857	(2,544)	-
LONG ISLAND SOUND RESEARCH FUND	1,000	-	1,000	1,000	-	-
EMERGENCY RESPONSE COMMISSION	140,501	-	140,501	110,353	30,148	-
SOIL CONSERVATION DISTRICTS	1,040	-	1,040	1,040	-	-
AGREEMENT USGS - GEOLOGICAL INVESTIGATION	47,000	-	47,000	47,000	-	-
AGREEMENT USGS - HYDROLOGICAL STUDY	122,770	-	122,770	122,770	-	-
NEW ENGLAND INTERSTATE WATER POLLUTION COMM.	8,400	-	8,400	8,400	-	-
NORTHEAST INTERSTATE FOREST FIRE COMPACT	2,040	-	2,040	2,040	-	-
CT RIVER VALLEY FLOOD CONTROL COMMISSION	40,200	-	40,200	40,200	-	-
THAMES RIVER VALLEY FLOOD CONTROL COMMISSION	50,200	-	50,200	48,281	1,919	-
ENVIRONMENTAL REVIEW TEAMS	1,000	-	1,000	1,000	-	-
AGREE USGS-WATER QUALITY STREAM MONITORING	170,119	-	170,119	170,119	-	-
AGENCY TOTAL	40,412,259	39,000	40,451,259	34,646,606	4,061,058	1,743,595
<b>COUNCIL ON ENVIRONMENTAL QUALITY</b>						
OTHER EXPENSES	1,967	-	1,967	1,695	272	-
AGENCY TOTAL	1,967	-	1,967	1,695	272	-
<b>CONNECTICUT HISTORICAL COMMISSION</b>						
PERSONAL SERVICES	-	411,000	411,000	409,800	1,200	-
OTHER EXPENSES	-	57,255	57,255	52,188	5,067	-
AGENCY TOTAL	-	468,255	468,255	461,988	6,267	-
<b>COMMISSION ON ARTS, TOURISM, CULTURE, HISTORY AND FILM</b>						
PERSONAL SERVICES	-	1,214,235	1,214,235	683,897	-	530,338
OTHER EXPENSES	-	1,167,783	1,167,783	717,107	-	450,676
EQUIPMENT	-	47,920	47,920	1,899	-	46,021
BASIC CULTURAL RESOURCES GRANT	-	2,250,000	2,250,000	1,763,941	-	486,059
BRIDGEPORT DISCOVERY MUSEUM	-	250,000	250,000	-	-	250,000
HISTORICAL RESOURCES INVENTORY	-	30,000	30,000	-	-	30,000

**SCHEDULE B-3**

	CONTINUED AND INITIAL		TOTAL		APPROPRIATIONS	
	APPROPRIATIONS	ADJUSTMENTS	APPROPRIATIONS	EXPENDITURES	LAPSED	CONTINUED
TOURISM PROMOTION	-	4,200,000	4,200,000	3,663,526	-	536,474
AMISTAD COMMITTEE FOR THE FREEDOM TRAIL	-	50,000	50,000	50,000	-	-
GREATER HARTFORD ARTS COUNCIL	-	138,243	138,243	138,243	-	-
NEW HAVEN COLISEUM	-	554,217	554,217	554,217	-	-
STAMFORD CENTER FOR THE ARTS	-	1,518,964	1,518,964	1,518,964	-	-
STEPPING STONE CHILD MUSEUM	-	50,000	50,000	50,000	-	-
MARITIME CENTER AUTHORITY	-	601,100	601,100	601,100	-	-
NEW HAVEN ARTS AND IDEAS	-	1,260,000	1,260,000	1,260,000	-	-
TOURISM DISTRICTS	-	4,249,518	4,249,518	4,042,500	-	207,018
CONNECTICUT HUMANITIES COUNCIL	-	1,000,000	1,000,000	1,000,000	-	-
NEW HAVEN ARTS COUNCIL	-	150,000	150,000	150,000	-	-
PALACE THEATER	-	900,000	900,000	900,000	-	-
BEARDSLEY ZOO	-	410,000	410,000	410,000	-	-
AMISTAD VESSEL	-	100,000	100,000	100,000	-	-
MARK TWAIN HOUSE	-	62,500	62,500	62,500	-	-
HARRIET BEECHER STOWE HOUSE	-	62,500	62,500	62,500	-	-
<b>AGENCY TOTAL</b>	-	<b>20,266,980</b>	<b>20,266,980</b>	<b>17,730,394</b>	-	<b>2,536,586</b>
<b>DEPARTMENT OF ECONOMIC AND COMMUNITY DEVELOPMENT</b>						
PERSONAL SERVICES	5,551,036	676,622	6,227,658	5,666,479	561,179	-
OTHER EXPENSES	2,209,750	22,490	2,232,240	1,519,015	713,225	-
EQUIPMENT	1,000	-	1,000	-	1,000	-
ELDERLY RENTAL REGISTRY AND COUNSELORS	617,654	-	617,654	608,199	9,455	-
CLUSTER INITIATIVE	40,000	-	40,000	40,000	-	-
ENTREPRENEURIAL CENTERS	150,000	-	150,000	142,500	7,500	-
SUBSIDIZED ASSISTED LIVING DEMONSTRATION	970,300	(140,986)	829,314	-	429,314	400,000
CONGREGATE FACILITIES OPERATION COSTS	4,970,681	-	4,970,681	4,827,752	142,929	-
HOUSING ASSISTANCE AND COUNSELING PROGRAM	359,014	140,986	500,000	352,000	148,000	-
ELDERLY CONGREGATE RENT SUBSIDY	1,423,004	-	1,423,004	1,262,689	160,315	-
TAX ABATEMENT	2,131,112	-	2,131,112	2,131,112	-	-
PAYMENT IN LIEU OF TAXES	2,755,000	-	2,755,000	2,755,000	-	-
<b>AGENCY TOTAL</b>	<b>21,178,551</b>	<b>699,112</b>	<b>21,877,663</b>	<b>19,304,746</b>	<b>2,172,917</b>	<b>400,000</b>
<b>TOTAL CONSERVATION AND DEVELOPMENT</b>	<b>72,473,801</b>	<b>21,487,212</b>	<b>93,961,013</b>	<b>81,580,176</b>	<b>7,700,656</b>	<b>4,680,181</b>
<b>HEALTH AND HOSPITALS</b>						
<b>DEPARTMENT OF PUBLIC HEALTH</b>						
PERSONAL SERVICES	28,368,909	228,217	28,597,126	24,202,060	4,395,066	-
OTHER EXPENSES	6,655,394	-	6,655,394	4,962,244	1,611,150	82,000
EQUIPMENT	700	-	700	-	700	-
NEEDLE AND SYRINGE EXCHANGE PROGRAM	316,150	-	316,150	269,447	46,703	-
COMMUNITY SERVICES SUPPORT FOR AIDS VICTIMS	187,769	-	187,769	179,568	8,201	-
CHILDREN'S HEALTH INITIATIVES	1,107,573	-	1,107,573	791,196	214,940	101,437
CHILDHOOD LEAD POISONING PREVENTION	231,470	-	231,470	161,169	70,301	-
AIDS SERVICES	3,794,772	-	3,794,772	3,109,144	469,938	215,690
BREAST/CERVICAL CANCER DETECTION & TREATMENT	1,754,315	-	1,754,315	1,259,715	235,789	258,811
SERVICES FOR CHILDREN AFFECTED BY AIDS	249,186	-	249,186	208,912	40,274	-
CHILDREN WITH SPECIAL HEALTH CARE NEEDS	982,044	-	982,044	675,691	306,353	-
MEDICAID ADMINISTRATION	3,772,285	(278,000)	3,494,285	2,658,684	835,601	-
COMMUNITY HEALTH SERVICES	5,549,762	-	5,549,762	5,196,296	284,296	69,170
EMERGENCY MEDICAL SERVICES TRAINING	32,197	-	32,197	26,798	5,399	-
EMERGENCY MEDICAL SERVICES REGIONAL OFFICES	475,584	-	475,584	444,421	31,163	-
RAPE CRISIS	402,429	-	402,429	402,429	-	-
X-RAY SCREENING AND TUBERCULOSIS CARE	690,451	278,000	968,451	945,059	-	23,392
GENETIC DISEASES PROGRAMS	491,467	-	491,467	305,288	186,179	-
LOAN REPAYMENT PROGRAM	413,660	-	413,660	158,697	-	254,963
IMMUNIZATION SERVICES	7,100,000	-	7,100,000	6,987,639	112,361	-
LOCAL AND DISTRICT DEPARTMENTS OF HEALTH	3,952,826	-	3,952,826	3,950,348	2,478	-
VENEREAL DISEASE CONTROL	204,477	-	204,477	163,140	21,669	19,668
SCHOOL BASED HEALTH CLINICS	5,767,729	-	5,767,729	4,122,938	399,482	1,245,309
<b>AGENCY TOTAL</b>	<b>72,501,149</b>	<b>228,217</b>	<b>72,729,366</b>	<b>61,180,883</b>	<b>9,278,043</b>	<b>2,270,440</b>
<b>OFFICE OF HEALTH CARE ACCESS</b>						
PERSONAL SERVICES	1,769,151	104,183	1,873,334	1,846,549	26,785	-
OTHER EXPENSES	384,613	(100,000)	284,613	201,293	83,320	-
EQUIPMENT	-	-	-	-	-	-
<b>AGENCY TOTAL</b>	<b>2,153,764</b>	<b>4,183</b>	<b>2,157,947</b>	<b>2,047,842</b>	<b>110,105</b>	-
<b>OFFICE OF THE MEDICAL EXAMINER</b>						
PERSONAL SERVICES	3,628,700	160,150	3,788,850	3,612,825	176,025	-
OTHER EXPENSES	659,734	(6,500)	653,234	597,690	3,644	51,900
EQUIPMENT	60,776	6,500	67,276	44,396	-	22,880
MEDICOLEGAL INVESTIGATIONS	676,584	-	676,584	393,882	282,702	-
<b>AGENCY TOTAL</b>	<b>5,025,794</b>	<b>160,150</b>	<b>5,185,944</b>	<b>4,648,793</b>	<b>462,371</b>	<b>74,780</b>
<b>DEPARTMENT OF MENTAL RETARDATION</b>						
PERSONAL SERVICES	278,017,165	232,250	278,249,415	257,791,278	20,458,137	-
OTHER EXPENSES	22,789,806	639,313	23,429,119	22,314,109	475,697	639,313

**SCHEDULE B-3**

	CONTINUED		TOTAL		APPROPRIATIONS	
	AND INITIAL	APPROPRIATION	APPROPRIATIONS	EXPENDITURES	LAPSED	CONTINUED
	APPROPRIATIONS	ADJUSTMENTS	APPROPRIATIONS	EXPENDITURES	LAPSED	CONTINUED
EQUIPMENT	1,000	-	1,000	-	1,000	-
HUMAN RESOURCE DEVELOPMENT	231,358	-	231,358	219,777	11,581	-
FAMILY SUPPORT GRANTS	993,062	-	993,062	993,062	-	-
PILOT PROGRAM FOR CLIENT SERVICES	2,261,347	-	2,261,347	2,261,347	-	-
COOPERATIVE PLACEMENTS PROGRAM	14,162,571	-	14,162,571	13,991,285	171,286	-
CLINICAL SERVICES	4,362,653	-	4,362,653	4,362,895	(242)	-
EARLY INTERVENTION	22,873,250	850,391	23,723,641	23,723,641	-	-
TEMPORARY SUPPORT SERVICES	204,973	-	204,973	204,973	-	-
COMMUNITY TEMPORARY SUPPORT SERVICES	67,315	-	67,315	67,315	-	-
COMMUNITY RESPITE CARE PROGRAMS	330,345	-	330,345	330,345	-	-
WORKERS' COMPENSATION CLAIMS	13,434,911	759,000	14,193,911	13,820,211	-	373,700
NEW PLACEMENTS	5,500,000	(1,500,000)	4,000,000	3,999,671	329	-
RENT SUBSIDY PROGRAM	2,676,851	329,097	3,005,948	3,001,936	4,012	-
RESPITE CARE	2,082,060	-	2,082,060	2,079,810	2,250	-
FAMILY REUNION PROGRAM	137,900	-	137,900	137,900	-	-
EMPLOYMENT OPPORTUNITIES AND DAY SERVICES	115,368,097	-	115,368,097	115,364,324	3,773	-
FAMILY PLACEMENTS	1,853,307	-	1,853,307	1,853,307	-	-
EMERGENCY PLACEMENTS	3,662,228	-	3,662,228	3,662,228	-	-
COMMUNITY RESIDENTIAL SERVICES	246,816,839	1,848,848	248,665,687	248,679,073	(13,386)	-
<b>AGENCY TOTAL</b>	<b>737,827,038</b>	<b>3,158,899</b>	<b>740,985,937</b>	<b>718,858,487</b>	<b>21,114,437</b>	<b>1,013,013</b>
<b>DEPARTMENT OF MENTAL HEALTH AND ADDICTION SERVICES</b>						
PERSONAL SERVICES	156,221,602	373,956	156,595,558	135,793,382	20,802,176	-
OTHER EXPENSES	26,602,744	800,000	27,402,744	25,869,604	733,140	800,000
EQUIPMENT	1,000	-	1,000	1,000	-	-
HOUSING SUPPORTS AND SERVICES	5,434,086	-	5,434,086	5,336,460	37,626	60,000
CLINICAL WORK STATIONS	1,270,921	-	1,270,921	21,718	-	1,249,203
MANAGED SERVICE SYSTEM	23,657,577	2,997,000	26,654,577	26,319,257	-	335,320
LEGAL SERVICES	397,000	-	397,000	397,000	-	-
CONNECTICUT MENTAL HEALTH CENTER	7,236,103	-	7,236,103	7,236,103	-	-
CAPITOL REGION MENTAL HEALTH CENTER	340,408	-	340,408	335,766	4,642	-
PROFESSIONAL SERVICES	4,843,898	3,670,427	8,514,325	8,454,938	-	59,387
REGIONAL ACTION COUNCILS	275,498	-	275,498	259,151	16,347	-
GENERAL ASSISTANCE MANAGED CARE	64,387,020	-	64,387,020	63,827,221	559,799	-
WORKERS' COMPENSATION CLAIMS	7,584,673	-	7,584,673	7,455,340	129,333	-
NURSING HOME SCREENING	487,167	50,000	537,167	520,078	17,089	-
SPECIAL POPULATIONS	20,808,607	(550,000)	20,258,607	16,141,482	4,117,125	-
TBI COMMUNITY SERVICES	4,808,050	-	4,808,050	4,306,519	501,531	-
TRANSITIONAL YOUTH	3,407,578	-	3,407,578	3,407,688	(110)	-
BEHAVIORAL HEALTH MEDICATIONS	6,289,095	(2,879,655)	3,409,440	3,129,047	265,260	15,133
JAIL DIVERSION	3,409,440	4,512,228	7,921,668	7,906,535	15,133	-
GRANTS FOR SUBSTANCE ABUSE SERVICES	19,911,352	-	19,911,352	19,816,352	95,000	-
GOVERNOR'S PARTNERSHIP - PROTECT CT'S WORKFORCE	236,000	-	236,000	221,445	14,555	-
GRANTS FOR MENTAL HEALTH SERVICES	73,938,499	-	73,938,499	73,598,151	340,348	-
EMPLOYMENT OPPORTUNITIES	9,640,135	-	9,640,135	9,588,074	52,061	-
<b>AGENCY TOTAL</b>	<b>441,188,453</b>	<b>8,973,956</b>	<b>450,162,409</b>	<b>419,942,311</b>	<b>27,701,055</b>	<b>2,519,043</b>
<b>PSYCHIATRIC SECURITY REVIEW BOARD</b>						
PERSONAL SERVICES	269,019	-	269,019	227,055	41,964	-
OTHER EXPENSES	50,522	-	50,522	36,585	13,937	-
<b>AGENCY TOTAL</b>	<b>319,541</b>	<b>-</b>	<b>319,541</b>	<b>263,640</b>	<b>55,901</b>	<b>-</b>
<b>TOTAL HEALTH AND HOSPITALS</b>	<b>1,259,015,739</b>	<b>12,525,405</b>	<b>1,271,541,144</b>	<b>1,206,941,956</b>	<b>58,721,912</b>	<b>5,877,276</b>
<b>TRANSPORTATION</b>						
<b>DEPARTMENT OF TRANSPORTATION</b>						
TRANSPORTATION STRATEGY BOARD	8,952,705	(1,340,000)	7,612,705	5,931,261	-	1,681,444
<b>AGENCY TOTAL</b>	<b>8,952,705</b>	<b>(1,340,000)</b>	<b>7,612,705</b>	<b>5,931,261</b>	<b>-</b>	<b>1,681,444</b>
<b>TOTAL TRANSPORTATION</b>	<b>8,952,705</b>	<b>(1,340,000)</b>	<b>7,612,705</b>	<b>5,931,261</b>	<b>-</b>	<b>1,681,444</b>
<b>HUMAN SERVICES</b>						
<b>DEPARTMENT OF SOCIAL SERVICES</b>						
PERSONAL SERVICES	102,847,400	1,618,662	104,466,062	89,669,529	14,796,533	-
OTHER EXPENSES	91,435,780	(37,810)	91,397,970	82,254,888	6,547,362	2,595,720
EQUIPMENT	1,000	-	1,000	-	1,000	-
HUSKY OUTREACH	720,000	-	720,000	684,000	36,000	-
WORK PERFORMANCE BONUS	9,951,777	11,745,032	21,696,809	8,405,420	-	13,291,389
GENETIC TESTS IN PATERNITY ACTIONS	194,225	-	194,225	160,785	33,440	-
STATE FOOD STAMP SUPPLEMENT	806,126	-	806,126	142,389	663,737	-
DAY CARE PROJECTS	676,264	-	676,264	676,264	-	-
COMMISSION ON AGING	109,972	-	109,972	101,655	8,317	-
HUSKY PROGRAM	23,866,345	614,914	24,481,259	24,085,520	-	395,739
VOCATIONAL REHABILITATION	6,962,451	-	6,962,451	6,951,161	11,290	-
MEDICAID	2,755,222,909	76,264,941	2,831,487,850	2,785,097,010	-	46,390,840
LIFESTAR HELICOPTER	1,308,625	-	1,308,625	1,308,625	-	-
OLD AGE ASSISTANCE	31,501,281	-	31,501,281	29,174,560	2,326,721	-
AID TO THE BLIND	646,244	-	646,244	533,346	112,898	-
AID TO THE DISABLED	58,458,632	(3,404,855)	55,053,777	54,267,303	786,474	-

	CONTINUED AND INITIAL		TOTAL		APPROPRIATIONS	
	APPROPRIATIONS	ADJUSTMENTS	APPROPRIATIONS	EXPENDITURES	LAPSED	CONTINUED
TEMPORARY ASSISTANCE TO FAMILIES-TANF	127,542,315	464,456	128,006,771	127,563,728	443,043	-
ADJUSTMENT OF RECOVERIES	73,875	-	73,875	-	73,875	-
EMERGENCY ASSISTANCE	500	-	500	-	500	-
FOOD STAMP TRAINING EXPENSES	128,838	-	128,838	-	128,838	-
CT PHARMACEUTICAL ASSIST. CONTRACT TO ELDERLY HEALTHY START	66,799,130	9,975,000	76,774,130	75,271,561	-	1,502,569
DMHAS MEDICAID DISPROPORTIONATE SHARE	1,260,917	-	1,260,917	1,197,872	63,045	-
CONNECTICUT HOME CARE PROGRAM	105,935,000	-	105,935,000	105,935,000	-	-
HUMAN RESOURCE DEVELOPMENT-HISPANIC PROGRAMS	32,000,000	1,443,207	33,443,207	33,187,080	256,127	-
SERVICES TO THE ELDERLY	137,629	-	137,629	137,629	-	-
SAFETY NET SERVICES	4,558,377	-	4,558,377	4,113,997	444,380	-
TRANSPORTATION-EMPLOYMENT INDEPENDENCE PGM	1,500,000	-	1,500,000	765,732	484,268	250,000
TRANSITIONARY RENTAL ASSISTANCE	2,613,932	-	2,613,932	2,613,932	-	-
REFUNDS OF COLLECTIONS	1,148,963	-	1,148,963	1,005,931	143,032	-
SERVICES FOR PERSONS WITH DISABILITIES	197,000	150,000	347,000	278,580	68,420	-
CHILD CARE SERVICES - TANF/CCDBG	832,066	-	832,066	731,895	100,171	-
NUTRITION ASSISTANCE	91,216,879	(29,256,543)	61,960,336	60,851,213	422,653	686,470
HOUSING/HOMELESS SERVICES	344,158	-	344,158	326,951	17,207	-
EMPLOYMENT OPPORTUNITIES	21,738,685	250,000	21,988,685	21,798,703	189,982	-
HUMAN RESOURCE DEVELOPMENT	1,254,984	-	1,254,984	1,122,074	132,910	-
CHILD DAY CARE	2,754,206	(2,641,956)	112,250	110,595	1,655	-
INDEPENDENT LIVING CENTERS	3,245,561	-	3,245,561	3,245,561	-	-
AIDS DRUG ASSISTANCE	614,319	-	614,319	583,604	30,715	-
DSH - MEDICAL EMERGENCY ASSIST.	606,678	-	606,678	606,678	-	-
DSH - URBAN HOSPITALS IN DISTRESSED MUNICIPALITIES	63,725,000	279,824	64,004,824	64,004,824	-	-
STATE ADMINISTERED GENERAL ASSISTANCE	31,550,000	-	31,550,000	31,550,000	-	-
SCHOOL READINESS	114,119,761	24,826,691	138,946,452	133,808,685	137,767	5,000,000
CONNECTICUT CHILDREN'S MEDICAL CENTER	3,198,048	-	3,198,048	3,198,048	-	-
COMMUNITY SERVICES	6,750,000	-	6,750,000	6,750,000	-	-
GERIATRIC ASSESSMENT	1,311,235	600,000	1,911,235	1,761,771	149,464	-
ALZHEIMER RESPITE CARE	30,000	-	30,000	30,000	-	-
FAMILY GRANTS	1,120,200	-	1,120,200	1,120,200	-	-
HUMAN SERVICE INFRASTRUCTURE COMMUNITY ACTION	484,826	-	484,826	484,826	-	-
CHILD DAY CARE	-	2,641,956	2,641,956	2,595,949	46,007	-
HUMAN RESOURCE DEVELOPMENT	3,448,239	-	3,448,239	3,448,239	-	-
HUMAN RESOURCE DEVELOPMENT-HISPANIC PROGRAMS	31,454	-	31,454	31,454	-	-
TEEN PREGNANCY PREVENTION	4,920	-	4,920	4,920	-	-
SERVICES TO THE ELDERLY	2,063,299	-	2,063,299	2,056,331	6,968	-
HOUSING/HOMELESS SERVICES	46,774	-	46,774	46,774	-	-
AGENCY TOTAL	562,806	-	562,806	562,806	-	-
<b>TOTAL HUMAN SERVICES</b>	<b>3,779,659,605</b>	<b>95,533,519</b>	<b>3,875,193,124</b>	<b>3,776,415,598</b>	<b>28,664,799</b>	<b>70,112,727</b>

**EDUCATION, MUSEUMS, LIBRARIES**

**DEPARTMENT OF EDUCATION**

PERSONAL SERVICES	122,385,374	1,160,000	123,545,374	111,439,408	12,105,966	-
OTHER EXPENSES	13,754,210	700,000	14,454,210	13,366,801	1,087,409	-
EQUIPMENT	57,475	-	57,475	57,475	-	-
INSTITUTES FOR EDUCATORS	135,914	-	135,914	135,914	-	-
BASIC SKILLS EXAM TEACHERS IN TRAINING	1,166,534	-	1,166,534	1,164,083	2,451	-
TEACHERS' STANDARDS IMPLEMENTATION PROGRAM	3,021,378	-	3,021,378	3,021,346	32	-
EARLY CHILDHOOD PROGRAM	2,507,448	-	2,507,448	2,504,500	2,948	-
ADMIN - EARLY READING SUCCESS	203,646	-	203,646	198,994	4,652	-
ADMIN - MAGNET SCHOOLS	-	587,682	587,682	409,937	177,745	-
ADULT EDUCATION ADMINISTRATION	-	845,500	845,500	845,203	297	-
DEVELOPMENT OF MASTERY EXAMS-GRADES 4, 6 AND 8	6,627,644	-	6,627,644	3,604,720	-	3,022,924
ADMIN - INTERDISTRICT COOPERATIVE PROGRAM	-	135,733	135,733	57,056	78,677	-
PRIMARY MENTAL HEALTH	499,610	-	499,610	497,060	2,550	-
ADMIN - YOUTH SERVICE BUREAUS	-	55,925	55,925	55,832	93	-
ADULT EDUCATION ACTION	266,689	-	266,689	266,689	-	-
VOCATIONAL TECHNICAL SCHOOL TEXTBOOKS	750,000	150,000	900,000	893,668	6,332	-
REPAIR OF INSTRUCTIONAL EQUIPMENT	408,415	(150,000)	258,415	205,264	53,151	-
MINOR REPAIRS TO PLANT	410,750	-	410,750	387,505	23,245	-
CONNECTICUT PRE-ENGINEERING PROGRAM	336,870	-	336,870	336,870	-	-
JOBS FOR CONNECTICUT GRADUATES	200,000	-	200,000	200,000	-	-
RESOURCE EQUITY ASSESSMENT	447,000	-	447,000	321,010	125,990	-
AMERICAN SCHOOL FOR THE DEAF	7,552,977	-	7,552,977	7,552,977	-	-
RESC LEASES	800,000	-	800,000	800,000	-	-
REGIONAL EDUCATION SERVICES	1,600,000	-	1,600,000	1,600,000	-	-
OMNIBUS EDUC. GRANTS STATE SUPPORTED SCHOOLS	3,129,000	-	3,129,000	2,943,004	185,996	-
HEAD START SERVICES	2,748,150	-	2,748,150	2,748,150	-	-
HEAD START ENHANCEMENT	1,773,000	-	1,773,000	1,773,000	-	-
FAMILY RESOURCE CENTERS	4,756,461	-	4,756,461	4,756,461	-	-
CHARTER SCHOOLS	16,971,000	-	16,971,000	16,971,000	-	-
SCHOOL CONSTRUCTION GRANTS	2,632,075	-	2,632,075	593,581	-	2,038,494
VOCATIONAL AGRICULTURE	2,288,578	-	2,288,578	2,288,578	-	-
TRANSPORTATION OF SCHOOL CHILDREN	43,139,500	-	43,139,500	43,139,500	-	-
ADULT EDUCATION	16,910,000	(845,500)	16,064,500	16,064,500	-	-
HEALTH & WELFARE SERVICES PUPILS PRIV. SCHOOLS	3,800,000	-	3,800,000	3,800,000	-	-

**SCHEDULE B-3**

	CONTINUED AND INITIAL		TOTAL	EXPENDITURES	APPROPRIATIONS	
	APPROPRIATIONS	ADJUSTMENTS			APPROPRIATIONS	LAPSED
EDUCATION EQUALIZATION GRANTS	1,522,700,000	(44,200)	1,522,655,800	1,522,564,466	91,334	-
BILINGUAL EDUCATION	2,129,033	-	2,129,033	2,111,442	17,591	-
PRIORITY SCHOOL DISTRICTS	84,392,344	-	84,392,344	82,155,617	407,931	1,828,796
YOUNG PARENTS PROGRAM	221,513	-	221,513	221,505	8	-
INTERDISTRICT COOPERATION	13,573,316	483,352	14,056,668	14,041,224	15,444	-
SCHOOL BREAKFAST PROGRAM	1,481,815	-	1,481,815	1,481,815	-	-
EXCESS COST - STUDENT BASED	61,500,000	44,200	61,544,200	61,520,173	24,027	-
NON-PUBLIC SCHOOL TRANSPORTATION	3,250,300	-	3,250,300	3,250,300	-	-
SCHOOL TO WORK OPPORTUNITIES	213,750	-	213,750	213,000	750	-
YOUTH SERVICE BUREAUS	2,796,231	(55,925)	2,740,306	2,740,283	23	-
OPEN CHOICE PROGRAM	9,070,000	-	9,070,000	7,972,178	1,097,822	-
EARLY READING SUCCESS	1,988,001	-	1,988,001	1,988,000	1	-
MAGNET SCHOOLS	58,768,158	(2,906,767)	55,861,391	54,353,101	1,258,290	250,000
<b>AGENCY TOTAL</b>	<b>2,023,364,159</b>	<b>160,000</b>	<b>2,023,524,159</b>	<b>1,999,613,190</b>	<b>16,770,755</b>	<b>7,140,214</b>
<b>BOARD OF EDUCATION AND SERVICES FOR THE BLIND</b>						
PERSONAL SERVICES	4,598,347	13,364	4,611,711	3,658,732	652,979	300,000
OTHER EXPENSES	1,484,820	-	1,484,820	1,286,468	198,352	-
EQUIPMENT	1,000	-	1,000	1,000	-	-
EDUC. AID - BLIND & VISUALLY HANDICAPPED CHILDREN	7,700,767	-	7,700,767	7,549,488	151,279	-
SUPPLEMENTARY RELIEF AND SERVICES	115,425	-	115,425	104,324	11,101	-
VOCATIONAL REHABILITATION	989,454	-	989,454	978,304	11,150	-
SPECIAL TRAINING FOR THE DEAF BLIND	331,761	-	331,761	266,654	65,107	-
CONNECTICUT RADIO INFORMATION SERVICE	42,253	-	42,253	42,253	-	-
<b>AGENCY TOTAL</b>	<b>15,263,827</b>	<b>13,364</b>	<b>15,277,191</b>	<b>13,887,223</b>	<b>1,089,968</b>	<b>300,000</b>
<b>COMMISSION ON THE DEAF AND HEARING IMPAIRED</b>						
PERSONAL SERVICES	766,817	30,223	797,040	605,339	191,701	-
OTHER EXPENSES	160,247	-	160,247	139,551	5,696	15,000
EQUIPMENT	1,000	-	1,000	-	1,000	-
PART-TIME INTERPRETERS	239,620	48,777	288,397	256,937	-	31,460
<b>AGENCY TOTAL</b>	<b>1,167,684</b>	<b>79,000</b>	<b>1,246,684</b>	<b>1,001,827</b>	<b>198,397</b>	<b>46,460</b>
<b>STATE LIBRARY</b>						
PERSONAL SERVICES	5,103,435	396,544	5,499,979	5,156,464	343,515	-
OTHER EXPENSES	748,446	20,540	768,986	763,867	5,119	-
EQUIPMENT	1,000	-	1,000	1,000	-	-
STATEWIDE DIGITAL LIBRARY	1,897,200	-	1,897,200	1,897,200	-	-
INTERLIBRARY LOAN DELIVERY SERVICE	251,722	-	251,722	251,722	-	-
LEGAL/LEGISLATIVE LIBRARY MATERIALS	250,000	-	250,000	250,000	-	-
STATEWIDE DATA BASE PROGRAM	710,206	-	710,206	710,206	-	-
SUPPORT COOPERATING LIBRARY SERVICE UNITS	150,000	-	150,000	150,000	-	-
GRANTS TO PUBLIC LIBRARIES	347,109	-	347,109	347,109	-	-
CONNECTICARD PAYMENTS	676,028	-	676,028	676,028	-	-
<b>AGENCY TOTAL</b>	<b>10,135,146</b>	<b>417,084</b>	<b>10,552,230</b>	<b>10,203,596</b>	<b>348,634</b>	<b>-</b>
<b>DEPARTMENT OF HIGHER EDUCATION</b>						
PERSONAL SERVICES	2,111,540	239,332	2,350,872	2,264,572	86,300	-
OTHER EXPENSES	185,818	120,978	306,796	288,591	18,205	-
EQUIPMENT	1,000	-	1,000	1,000	-	-
MINORITY ADVANCEMENT PROGRAM	2,745,780	(70,000)	2,675,780	2,111,127	-	564,653
ALTERNATE ROUTE TO CERTIFICATION	27,033	-	27,033	27,033	-	-
NATIONAL SERVICE ACT	430,647	-	430,647	392,569	38,078	-
MINORITY TEACHER INCENTIVE PROGRAM	481,374	-	481,374	422,620	58,754	-
HIGHER EDUCATION STATE MATCHING GRANT	-	25,300,000	25,300,000	-	-	25,300,000
EDUCATION AND HEALTH INITIATIVES	400,000	-	400,000	300,000	-	100,000
LOAN REIMBURSEMENT/SCHOLARSHIP PILOT	1,150,944	(43,979)	1,106,965	99,765	857,578	149,622
CAPITOL SCHOLARSHIP PROGRAM	5,142,145	-	5,142,145	5,141,238	-	907
AWARDS-CHILDREN OF DECEASED/DISABLED VETERANS	4,000	-	4,000	2,000	2,000	-
CT INDEPENDENT COLLEGE STUDENT GRANT	15,067,492	-	15,067,492	15,067,492	-	-
CONNECTICUT AID FOR PUBLIC COLLEGE STUDENTS	16,039,728	-	16,039,728	16,039,728	-	-
CONNECTICUT AID TO CHARTER OAK	22,500	-	22,500	22,500	-	-
<b>AGENCY TOTAL</b>	<b>43,810,001</b>	<b>25,546,331</b>	<b>69,356,332</b>	<b>42,180,235</b>	<b>1,060,915</b>	<b>26,115,182</b>
<b>CHARTER OAK COLLEGE</b>						
OPERATING EXPENSES	1,410,032	-	1,410,032	1,410,032	-	-
DISTANCE LEARNING CONSORTIUM	497,008	-	497,008	497,008	-	-
<b>AGENCY TOTAL</b>	<b>1,907,040</b>	<b>-</b>	<b>1,907,040</b>	<b>1,907,040</b>	<b>-</b>	<b>-</b>
<b>UNIVERSITY OF CONNECTICUT</b>						
OPERATING EXPENSES	185,659,535	266,332	185,925,867	178,793,075	7,132,792	-
TUITION FREEZE	4,741,885	-	4,741,885	4,741,885	-	-
REGIONAL CAMPUS ENHANCEMENT	6,645,732	-	6,645,732	6,645,732	-	-
VETERINARY DIAGNOSTIC LABORATORY	50,000	-	50,000	50,000	-	-
<b>AGENCY TOTAL</b>	<b>197,097,152</b>	<b>266,332</b>	<b>197,363,484</b>	<b>190,230,692</b>	<b>7,132,792</b>	<b>-</b>
<b>UNIVERSITY OF CONNECTICUT HEALTH CENTER</b>						
OPERATING EXPENSES	74,738,010	(205,454)	74,532,556	73,387,626	1,144,930	-

**SCHEDULE B-3**

	CONTINUED AND INITIAL APPROPRIATIONS	APPROPRIATION ADJUSTMENTS	TOTAL APPROPRIATIONS	EXPENDITURES	APPROPRIATIONS LAPSED	CONTINUED
AHEC FOR BRIDGEPORT	155,707	-	155,707	128,886	26,821	-
AGENCY TOTAL	74,893,717	(205,454)	74,688,263	73,516,512	1,171,751	-
<b>TEACHERS' RETIREMENT BOARD</b>						
PERSONAL SERVICES	1,550,071	15,000	1,565,071	1,182,278	382,793	-
OTHER EXPENSES	803,181	-	803,181	655,686	147,495	-
EQUIPMENT	1,000	-	1,000	1,000	-	-
RETIREMENT CONTRIBUTIONS	185,348,143	-	185,348,143	185,348,143	-	-
RETIREES HEALTH SERVICE COST	7,377,825	-	7,377,825	6,872,323	505,502	-
MUNICIPAL RETIREE HEALTH INSURANCE COSTS	5,447,989	-	5,447,989	5,333,743	114,246	-
AGENCY TOTAL	200,528,209	15,000	200,543,209	199,393,173	1,150,036	-
<b>REGIONAL COMMUNITY-TECHNICAL COLLEGES</b>						
OPERATING EXPENSES	123,984,666	311,444	124,296,110	119,234,055	5,062,055	-
TUITION FREEZE	2,160,925	-	2,160,925	2,160,925	-	-
AGENCY TOTAL	126,145,591	311,444	126,457,035	121,394,980	5,062,055	-
<b>CONNECTICUT STATE UNIVERSITY</b>						
OPERATING EXPENSES	133,018,710	365,575	133,384,285	128,624,937	4,759,348	-
TUITION FREEZE	6,561,971	-	6,561,971	6,561,971	-	-
WATERBURY-BASED DEGREE PROGRAM	851,638	-	851,638	851,638	-	-
AGENCY TOTAL	140,432,319	365,575	140,797,894	136,038,546	4,759,348	-
TOTAL EDUCATION, MUSEUMS, LIBRARIES	2,834,744,845	26,968,676	2,861,713,521	2,789,367,014	38,744,651	33,601,856
<b>CORRECTIONS</b>						
<b>DEPARTMENT OF CORRECTION</b>						
PERSONAL SERVICES	348,304,344	20,847,247	369,151,591	359,344,289	8,557,302	1,250,000
OTHER EXPENSES	67,114,590	-	67,114,590	61,318,481	5,796,109	-
EQUIPMENT	85,276	-	85,276	85,276	-	-
OUT OF STATE BEDS	35,855,704	(20,697,506)	15,158,198	12,228,951	2,929,247	-
INMATE TRACKING SYSTEM	831,042	-	831,042	38,237	-	792,805
STRESS MANAGEMENT	120,948	-	120,948	31,378	-	89,570
WORKERS' COMPENSATION CLAIMS	25,279,484	-	25,279,484	21,005,928	3,273,556	1,000,000
INMATE MEDICAL SERVICES	74,910,725	3,000,000	77,910,725	77,410,471	-	500,254
PRISON OVERCROWDING	1,950,000	-	1,950,000	572,989	1,377,011	-
AID TO PAROLED AND DISCHARGED INMATES	8,750	-	8,750	8,700	50	-
LEGAL SERVICES TO PRISONERS	768,595	-	768,595	729,874	38,721	-
VOLUNTEER SERVICES	170,758	-	170,758	130,609	40,149	-
COMMUNITY SUPPORT SERVICES	20,654,006	-	20,654,006	19,763,562	890,444	-
AGENCY TOTAL	576,054,222	3,149,741	579,203,963	552,668,745	22,902,589	3,632,629
<b>DEPARTMENT OF CHILDREN AND FAMILIES</b>						
PERSONAL SERVICES	209,852,839	8,830,642	218,683,481	209,398,565	6,623,411	2,661,505
OTHER EXPENSES	37,558,944	1,111,895	38,670,839	36,400,630	1,158,314	1,111,895
EQUIPMENT	1,000	-	1,000	1,000	-	-
SHORT-TERM RESIDENTIAL TREATMENT	656,777	-	656,777	656,753	24	-
SUBSTANCE ABUSE SCREENING	1,679,336	-	1,679,336	1,626,446	52,890	-
WORKERS' COMPENSATION CLAIMS	5,841,962	2,718,226	8,560,188	8,650,050	(89,862)	-
LOCAL SYSTEMS OF CARE	1,767,800	-	1,767,800	1,728,213	39,587	-
HEALTH ASSESSMENT AND CONSULTATION	263,374	-	263,374	185,877	77,497	-
GRANTS FOR PSYCHIATRIC CLINICS FOR CHILDREN	12,678,893	(200,000)	12,478,893	12,370,441	108,452	-
DAY TREATMENT CENTERS FOR CHILDREN	5,339,499	-	5,339,499	5,304,815	34,684	-
JUVENILE JUSTICE OUTREACH SERVICES	3,039,596	-	3,039,596	3,039,581	15	-
CHILD ABUSE AND NEGLECT INTERVENTION	5,319,252	-	5,319,252	5,273,912	45,340	-
COMMUNITY EMERGENCY SERVICES	176,414	-	176,414	176,414	-	-
COMMUNITY BASED PREVENTION PROGRAMS	2,751,101	-	2,751,101	2,746,452	4,649	-
FAMILY VIOLENCE OUTREACH AND COUNSELING	498,316	-	498,316	498,316	-	-
SUPPORT FOR RECOVERING FAMILIES	2,552,029	-	2,552,029	2,550,807	1,222	-
NO NEXUS SPECIAL EDUCATION	7,457,594	-	7,457,594	7,227,948	229,646	-
FAMILY PRESERVATION SERVICES	6,493,120	-	6,493,120	6,493,120	-	-
SUBSTANCE ABUSE TREATMENT	3,575,018	-	3,575,018	3,388,008	187,010	-
CHILD WELFARE SUPPORT SERVICES	375,299	-	375,299	375,299	-	-
BOARD AND CARE FOR CHILDREN - ADOPTION	50,659,689	(100,000)	50,559,689	49,718,182	841,507	-
BOARD AND CARE FOR CHILDREN - FOSTER	77,476,640	4,412,768	81,889,408	81,790,671	-	98,737
BOARD AND CARE FOR CHILDREN - RESIDENTIAL	134,177,443	12,895,606	147,073,049	146,843,502	-	229,547
INDIVIDUALIZED FAMILY SUPPORTS	7,497,355	-	7,497,355	7,486,765	10,590	-
COMMUNITY KIDCARE	13,374,996	-	13,374,996	13,312,927	62,069	-
COVENANT TO CARE	150,000	-	150,000	150,000	-	-
FUND NEIGHBORHOOD CENTER	100,000	-	100,000	100,000	-	-
AGENCY TOTAL	591,314,286	29,669,137	620,983,423	607,494,694	9,387,045	4,101,684
<b>COUNCIL TO ADMINISTER THE CHILDREN'S TRUST FUND</b>						
CHILDREN'S TRUST FUND	5,533,943	5,000	5,538,943	5,502,966	35,977	-
AGENCY TOTAL	5,533,943	5,000	5,538,943	5,502,966	35,977	-
TOTAL CORRECTIONS	1,172,902,451	32,823,878	1,205,726,329	1,165,666,405	32,325,611	7,734,313



**SCHEDULE B-3**

	CONTINUED AND INITIAL APPROPRIATIONS	APPROPRIATION ADJUSTMENTS	TOTAL APPROPRIATIONS	EXPENDITURES	APPROPRIATIONS LAPSED	CONTINUED
<b>JUDICIAL</b>						
<b>JUDICIAL DEPARTMENT</b>						
PERSONAL SERVICES	236,104,997	270,526	236,375,523	218,491,203	15,884,320	2,000,000
OTHER EXPENSES	63,690,872	-	63,690,872	60,750,674	2,940,198	-
EQUIPMENT	1,448,000	-	1,448,000	1,448,000	-	-
ALTERNATIVE INCARCERATION PROGRAM	32,112,740	-	32,112,740	32,047,343	65,397	-
JUSTICE EDUCATION CENTER, INC.	198,666	-	198,666	198,666	-	-
JUVENILE ALTERNATIVE INCARCERATION	20,064,187	-	20,064,187	19,730,185	334,002	-
JUVENILE JUSTICE CENTERS	2,595,573	-	2,595,573	2,595,573	-	-
TRUANCY SERVICES	329,097	-	329,097	319,914	9,183	-
<b>AGENCY TOTAL</b>	<b>356,544,132</b>	<b>270,526</b>	<b>356,814,658</b>	<b>335,581,558</b>	<b>19,233,100</b>	<b>2,000,000</b>
<b>PUBLIC DEFENDER SERVICES COMMISSION</b>						
PERSONAL SERVICES	25,936,314	119,425	26,055,739	24,830,005	1,225,734	-
OTHER EXPENSES	1,332,339	-	1,332,339	1,297,686	34,653	-
EQUIPMENT	1,000	-	1,000	1,000	-	-
SPECIAL PUBLIC DEFENDERS - CONTRACTUAL	2,099,155	80,000	2,179,155	2,179,155	-	-
SPECIAL PUBLIC DEFENDERS - NON-CONTRACTUAL	3,234,779	(49,950)	3,184,829	3,184,827	2	-
EXPERT WITNESSES	1,025,896	149,950	1,175,846	1,173,165	2,681	-
TRAINING AND EDUCATION	80,283	-	80,283	78,960	1,323	-
<b>AGENCY TOTAL</b>	<b>33,709,766</b>	<b>299,425</b>	<b>34,009,191</b>	<b>32,744,798</b>	<b>1,264,393</b>	-
<b>TOTAL JUDICIAL</b>	<b>390,253,898</b>	<b>569,951</b>	<b>390,823,849</b>	<b>368,326,356</b>	<b>20,497,493</b>	<b>2,000,000</b>
<b>NON-FUNCTIONAL</b>						
GOVERNOR'S CONTINGENCY	17,100	-	17,100	17,100	-	-
DEBT SERVICE	1,088,370,232	(21,000)	1,088,349,232	1,051,726,805	36,622,427	-
UCONN 2000 DEBT SERVICE	73,348,160	21,000	73,369,160	73,368,161	999	-
CHEFA DAY CARE SECURITY	2,500,000	-	2,500,000	2,356,535	143,465	-
RESERVE FOR SALARY ADJUSTMENTS	27,552,661	28,981,958	56,534,619	-	-	56,534,619
WORKERS' COMPENSATION CLAIMS	19,911,152	(995,557)	18,915,595	17,742,896	1,172,699	-
<b>JUDICIAL REVIEW COUNCIL</b>						
PERSONAL SERVICES	127,300	1,812	129,112	117,926	11,186	-
OTHER EXPENSES	29,933	-	29,933	13,922	16,011	-
EQUIPMENT	1,000	-	1,000	-	1,000	-
REFUNDS OF ESCHEATED PROPERTY	-	10,862,104	10,862,104	10,862,104	-	-
ADJUDICATED CLAIMS	-	5,511,005	5,511,005	5,511,005	-	-
<b>FIRE TRAINING SCHOOLS</b>						
WILLIMANTIC	80,425	-	80,425	80,425	-	-
TORRINGTON	55,050	-	55,050	55,050	-	-
NEW HAVEN	36,850	-	36,850	36,850	-	-
DERBY	36,850	-	36,850	36,850	-	-
WOLCOTT	48,300	-	48,300	48,300	-	-
FAIRFIELD	36,850	-	36,850	36,850	-	-
HARTFORD	65,230	-	65,230	65,230	-	-
MIDDLETOWN	28,610	-	28,610	28,610	-	-
MAINTENANCE OF COUNTY BASE FIRE RADIO NETWORK	21,850	-	21,850	21,850	-	-
MAINTENANCE OF STATEWIDE FIRE RADIO NETWORK	14,570	-	14,570	14,570	-	-
GRANTS TO GENERAL HOSPITALS	31	-	31	27	4	-
POLICE ASSOCIATION OF CONNECTICUT	166,000	-	166,000	96,735	69,265	-
CONNECTICUT STATE FIREFIGHTERS ASSOCIATION	194,711	-	194,711	68,586	126,125	-
INTERSTATE ENVIRONMENTAL COMMISSION	84,956	-	84,956	84,956	-	-
REIMBURSE TOWNS -TAX LOSS-STATE PROPERTY	64,959,215	-	64,959,215	64,959,215	-	-
REIMBURSE TOWNS -TAX LOSS-PRIV. TAX-EXEMPT PROP.	100,931,737	-	100,931,737	100,931,737	-	-
UNEMPLOYMENT COMPENSATION	5,195,000	3,956,995	9,151,995	9,150,116	1,879	-
EMPLOYEES RETIREMENT CONTRIBUTIONS	339,471,159	(17,600,000)	321,871,159	321,829,467	41,692	-
HIGHER EDUCATION ALTERNATIVE RETIREMENT SYSTEM	19,820,000	-	19,820,000	17,454,276	2,365,724	-
PENSION AND RETIREMENTS - OTHER STATUTORY	1,700,000	-	1,700,000	1,603,648	96,352	-
JUDGES & COMPENSATION COMM. RETIREMENT	11,597,773	-	11,597,773	11,597,773	-	-
GROUP LIFE INSURANCE	4,425,000	1,500,000	5,925,000	5,276,752	648,248	-
TUITION REIMBURSEMENT - TRAINING AND TRAVEL	3,537,000	1,048,000	4,585,000	1,917,275	-	2,667,725
EMPLOYERS SOCIAL SECURITY TAX	182,710,100	(10,006,015)	172,704,085	170,242,722	2,461,363	-
STATE EMPLOYEES HEALTH SERVICE COST	335,359,545	(11,000,000)	324,359,545	317,074,796	7,284,749	-
RETIRED EMPLOYEES HEALTH SERVICE COST	282,311,000	38,500,000	320,811,000	317,825,568	2,985,432	-
INSURANCE RECOVERIES	235,250	6,143	241,393	75,951	-	165,442
<b>TOTAL NON-FUNCTIONAL</b>	<b>2,564,980,600</b>	<b>50,766,445</b>	<b>2,615,747,045</b>	<b>2,502,330,639</b>	<b>54,048,620</b>	<b>59,367,786</b>
<b>TOTAL BUDGETED APPROPRIATIONS</b>	<b>\$ 12,798,912,504</b>	<b>\$ 251,363,252</b>	<b>\$ 13,050,275,756</b>	<b>\$ 12,546,919,068</b>	<b>\$ 290,494,631</b>	<b>\$ 212,862,057</b>



# SPECIAL REVENUE FUNDS

## Statements:

- EXHIBIT C            Balance Sheet
- SCHEDULE C-1        Statement of Cash Receipts and Disbursements

## Comments:

Special revenue funds account for the proceeds of specific revenue sources (other than for major capital projects) that are legally restricted to expenditure for specified purposes.

## Transportation Fund Statements:

- SCHEDULE C-2        Balance Sheet
- SCHEDULE C-3        Statement of Unappropriated Surplus
- SCHEDULE C-4        Statement of Estimated and Realized Revenue
- SCHEDULE C-5        Statement of Appropriations and Expenditures

## Comments:

The Transportation Fund operates under a budget adopted by the General Assembly. Its major sources of revenue are motor fuels taxes and motor vehicle receipts.

## Other Budgeted Special Revenue Funds:

- SCHEDULE C-6        Statement of Appropriations and Expenditures

## Grant Funds:

- SCHEDULE C-7        Non-Transportation Grants – Statements of Appropriations and Expenditures
- SCHEDULE C-8        Transportation Grants – Statements of Appropriations and Expenditures

## Comments:

Grant Fund appropriation and expenditure information was formerly found in Schedules B-3 and C-5. The grants were transferred from the budgeted General and Transportation funds to two new funds in the Special revenue fund group in FY 2004 per PA 04-02, Sec. 80(b) and Sec. 81

**SPECIAL REVENUE FUNDS  
BALANCE SHEET  
JUNE 30, 2004**

**ASSETS**

FUND NO.	CASH AND SHORT TERM INVESTMENTS	ACCRUED TAXES AND INTEREST RECEIVABLE	FEDERAL AND OTHER GRANTS RECEIVABLE	ACCOUNTS AND LOANS RECEIVABLE	DUE FROM OTHER FUNDS
12001 Transportation	\$ 120,033,520	\$ 43,391,984	\$ -	\$ 9,160	\$ -
12002 Expressway Repair	725,446	-	-	-	-
12003 Banking	28,332,442	-	-	-	-
12004 Insurance	11,969,444	-	-	-	32,951
12005 Probate Court Administration	17,332,099	-	-	265,000	-
12006 Consumer Counsel and Public Utility Control	5,838,594	-	-	-	-
12007 Workers Compensation	15,841,496	-	-	-	57,026
12008 Siting Council	978,439	-	-	-	-
12010 Soldiers, Sailors and Marines	(1,120,371)	-	-	-	-
12011 Public Bus Transportation	4,193,639	-	-	-	-
12012 Municipal Employees Retirement	1,251,009	-	-	-	-
12013 Regional Market Operation	722,095	-	-	-	-
12014 Criminal Injuries Compensation Fund	3,874,027	-	-	-	10,544
12015 Vending Facilities Operators Fringe Benefits	42,110	-	-	-	111
12016 Recreation and Natural Heritage Trust	1,680,544	-	-	-	-
12019 State University Operating Fund	99,925,726	-	-	-	274,419
12020 Regional Comm/Tech Colleges Operating Fund	50,037,007	-	-	-	159,189
12021 Tax Exempt Proceeds Fund	19,382,990	-	-	-	-
12026 Environmental Quality	29,973,693	-	-	-	2,477
12027 Conservation Fund	11,583,837	-	-	-	815
12030 Special Assessment Unemployment Compensation	1,469,375	-	-	-	-
12033 Economic Development	18,375,008	-	-	5,412,089	-
12034 Economic Assistance Bond Fund	9,554,340	-	-	-	-
12035 Economic Assistance Revolving Fund	31,502,438	-	-	108,653,283	-
12036 Connecticut Works	3,977,706	-	-	39,758,999	-
12038 Individual Development Account Reserve Fund	20,955	-	-	-	-
12039 Housing Repayment & Revolving Loans - Taxable	12,160,835	-	-	2,555,237	-
12040 Housing Repayment & Revolving Loans - Tax Exempt	2,557,669	-	-	-	-
12043 Vocational Education Equipment	51,112	-	-	-	-
12044 Flood Relief Purposes	28,422	-	-	-	-
12045 High Technology Development	51,737	-	-	-	-
12046 Vocational Education Equipment	5,378	-	-	-	-
12047 Child Care Facilities	219,194	-	-	-	-
12049 Estuarine Embayments Grants	48,750	-	-	-	-
12050 Local Capital Improvement	106,282	-	-	-	-
12051 Capital Equipment Purchase	6,463,960	-	-	-	-
12053 Economic Development and Other Grants	1,259,785	-	-	-	-
12054 Shellfish	249,967	-	-	-	-
12055 Housing for Homeless Persons with AIDS	(1,050,170)	-	-	-	-
12057 Bond Exemption Acquisition Fund	4,034	-	-	-	-
12058 Special Contaminated Property Remediation/Insurance	992,880	-	-	686,538	-
12059 Hartford Downtown Redevelopment	(36,208,020)	-	-	-	-
12060 Federal & Other Restricted Account	224,129,471	-	45,637,291	-	240,766
12062 Transportation Grant & Restricted Account	25,845,141	-	9,523,055	-	-
12064 Housing Assistance Bond Fund - Taxable	(4,961,046)	-	-	-	-
12065 Housing Assistance Bond Fund - Tax Exempt	8,088,856	-	-	-	-
Variou: Employment Security	8,364,822	-	-	-	14,188
Variou: Grants to Local Governments and Others	80,223,959	-	-	-	-
Variou: University/Health Center Operating Fund	150,057,321	-	-	-	445,918
Variou: University/Health Center Research Foundation	32,646,159	-	-	-	26,707
Totals	\$ 998,834,106	\$ 43,391,984	\$ 55,160,346	\$ 157,340,306	\$ 1,265,111

LIABILITIES, RESERVES, FUND BALANCES AND SURPLUS

LONG TERM INVESTMENTS	TOTAL ASSETS	ACCOUNTS PAYABLE & OTHER LIABILITIES	DUE TO OTHER FUNDS	RESERVE FOR RECEIVABLES	APPROPRIATIONS CONTINUED	FUND BALANCES AND SURPLUS	TOTAL LIABILITIES, RESERVES, FUND BALANCES AND SURPLUS
\$ -	\$ 163,434,664	\$ (3,386)	\$ -	\$ -	\$ 34,166,222	\$ 129,271,828	\$ 163,434,664
-	725,446	-	-	-	21,288	704,158	725,446
-	28,332,442	-	-	-	250,000	28,082,442	28,332,442
-	12,002,395	-	-	-	597,401	11,404,994	12,002,395
-	17,597,099	-	-	265,000	611,049	16,721,050	17,597,099
-	5,838,594	-	-	-	-	5,838,594	5,838,594
-	15,898,522	-	-	-	-	15,898,522	15,898,522
-	978,439	-	-	-	271,023	707,416	978,439
-	(1,120,371)	-	-	-	-	(1,120,371)	(1,120,371)
-	4,193,639	-	-	-	2,351,990	1,841,649	4,193,639
-	1,251,009	-	-	-	190,070	1,060,939	1,251,009
-	722,095	-	-	-	24,000	698,095	722,095
-	3,884,571	-	-	-	-	3,884,571	3,884,571
-	42,221	-	-	-	6,228	35,993	42,221
-	1,680,544	-	-	-	1,207,845	472,699	1,680,544
-	100,200,145	211	-	-	171,495,273	(71,295,339)	100,200,145
-	50,196,196	262	-	-	-	50,195,934	50,196,196
-	19,382,990	-	-	-	19,067,320	315,670	19,382,990
-	29,976,170	-	-	-	9,304,337	20,671,833	29,976,170
-	11,584,652	-	-	-	3,378,629	8,206,023	11,584,652
-	1,469,375	-	-	-	-	1,469,375	1,469,375
-	23,787,097	-	-	5,412,089	16,815,117	1,559,891	23,787,097
-	9,554,340	-	-	-	26,254,918	(16,700,578)	9,554,340
-	140,155,721	-	-	108,653,283	2,805,670	28,696,768	140,155,721
-	43,736,705	-	-	39,758,999	-	3,977,706	43,736,705
394,733	415,688	-	-	-	403,495	12,193	415,688
-	14,716,072	-	-	2,555,237	3,085,327	9,075,508	14,716,072
-	2,557,669	-	-	-	-	2,557,669	2,557,669
-	51,112	-	-	-	-	51,112	51,112
-	28,422	-	-	-	3,932	24,490	28,422
-	51,737	-	-	-	49,617	2,120	51,737
-	5,378	-	-	-	-	5,378	5,378
-	219,194	-	-	-	-	219,194	219,194
-	48,750	-	-	-	48,750	-	48,750
-	106,282	-	-	-	55,104,520	(54,998,238)	106,282
-	6,463,960	-	-	-	(83,124)	6,547,084	6,463,960
-	1,259,785	-	-	-	(34,681)	1,294,466	1,259,785
-	249,967	-	-	-	-	249,967	249,967
-	(1,050,170)	-	-	-	(320,000)	(730,170)	(1,050,170)
-	4,034	-	-	-	-	4,034	4,034
-	1,679,418	-	-	686,538	49,842	943,038	1,679,418
-	(36,208,020)	-	-	-	(50,364,497)	14,156,477	(36,208,020)
-	270,007,528	-	1,000,000	-	852,186,741	(583,179,213)	270,007,528
-	35,368,196	2,189	-	-	198,124,165	(162,758,158)	35,368,196
-	(4,961,046)	-	-	-	5,853,714	(10,814,760)	(4,961,046)
-	8,088,856	-	-	-	(16,653,317)	24,742,173	8,088,856
-	8,379,010	-	-	-	19,373,163	(10,994,153)	8,379,010
-	80,223,959	-	-	-	(11,047,657)	91,271,616	80,223,959
-	150,503,239	790	-	-	79,664,682	70,837,767	150,503,239
-	32,672,866	-	-	-	10,342,208	22,330,658	32,672,866
<u>\$ 394,733</u>	<u>\$ 1,256,386,586</u>	<u>\$ 66</u>	<u>\$ 1,000,000</u>	<u>\$ 157,331,146</u>	<u>\$ 1,434,605,260</u>	<u>\$ (336,549,886)</u>	<u>\$ 1,256,386,586</u>

**SPECIAL REVENUE FUNDS  
STATEMENT OF CASH RECEIPTS AND DISBURSEMENTS  
FISCAL YEAR ENDED JUNE 30, 2004**

**RECEIPTS AND**

FUND NO.		CASH AND SHORT TERM			
		INVESTMENTS JULY 1, 2003	TAXES	OTHER RECEIPTS	SALE OF BONDS
12001	Transportation	\$ 109,141,444	\$ 545,785,777	\$ 388,263,376	\$ -
12002	Expressway Repair	725,446	-	-	-
12003	Banking	30,459,215	-	16,580,473	-
12004	Insurance	12,779,690	-	16,409,766	-
12005	Probate Court Administration	16,623,048	-	9,189,729	-
12006	Consumer Counsel and Public Utility Control	5,679,674	-	16,424,639	-
12007	Workers' Compensation	14,927,077	-	18,126,551	-
12008	Siting Council	415,847	-	2,175,625	-
12009	Mashantucket Pequot and Mohegan Fund	-	-	-	-
12010	Soldiers, Sailors and Marines	(453,539)	-	-	-
12011	Public Bus Transportation	3,324,769	-	23,148,870	-
12012	Municipal Employees Retirement	1,381,673	-	932,921	-
12013	Regional Market Operations	715,853	-	933,878	-
12014	Criminal Injuries Compensation	3,185,866	-	2,102,155	-
12015	Vending Facilities Operators Fringe Benefits	24,617	-	18,421	-
12016	Recreation and Natural Heritage Trust	1,670,608	-	9,936	-
12019	State University Operating Fund	66,308,926	-	440,009,979	-
12020	Regional Comm/Tech Colleges Operating Fund	49,676,353	-	117,866,414	-
12021	Tax Exempt Proceeds Fund	35,482,026	-	322,170	-
12026	Environmental Quality	15,525,850	25,412,866	9,687,682	-
12027	Conservation Fund	8,784,404	2,000,000	12,452,651	-
12030	Special Assesment Unemployment Compensation	1,794,607	386,051	17,182	-
12033	Economic Development	18,431,770	-	2,332,978	-
12034	Economic Assistance Bond Fund	5,438,503	-	262,269	8,450,000
12035	Economic Assistance Revolving Fund	26,765,773	-	7,883,273	-
12036	Connecticut Works	3,977,706	-	-	-
12037	Tobacco Settlement	-	-	116,578,313	-
12038	Individual Development Account Reserve Fund	816,546	-	80,068	-
12039	Housing Repayment & Revolving Loans - Taxable	15,060,925	-	198,902	-
12040	Housing Repayment & Revolving Loans - Tax Exempt	2,538,783	-	18,886	-
12043	Vocational Education Equipment	51,112	-	-	-
12044	Flood Relief Purposes	28,422	-	-	-
12045	High Technology Development	51,737	-	-	-
12046	Vocational Education Equipment	5,378	-	-	-
12047	Child Care Facilities	219,194	-	-	-
12049	Estuarine Embayments Grants	48,750	-	-	-
12050	Local Capital Improvement	5,575	-	-	10,000,000
12051	Capital Equipment Purchase	10,355,805	-	32,739	2,870,000
12053	Economic Development and Other Grants	1,294,467	-	-	-
12054	Shellfish	249,967	-	-	-
12055	Housing for Homeless Persons with AIDS	(864,606)	-	-	134,436
12057	Bond Exemption Acquisition Fund	4,034	-	-	-
12058	Special Contaminated Property Remediation/Insurance	1,292,788	-	90,251	-
12059	Hartford Downtown Redevelopment	(7,379,773)	-	-	78,000,000
12060	Federal and Other Grants and Restricted Accounts	-	-	1,221,905,350	-
12062	Transportation Grants and Restricted Accounts	-	-	78,039,786	-
12064	Housing Assistance Bond Fund - Taxable	6,872,132	-	167,099	-
12065	Housing Assistance Bond Fund - Tax Exempt	12,979,290	-	1,747,248	-
Various	Employment Security	384,316	-	75,708,472	-
Various	Grants to Local Governments and Others	17,248,118	-	-	141,673,544
Various	University/Health Center Operating Fund	123,196,452	-	895,362,640	-
Various	University/Health Center Research Foundation	37,130,588	-	156,671,461	-
		<u>\$ 654,377,206</u>	<u>\$ 573,584,694</u>	<u>\$ 3,631,752,153</u>	<u>\$ 241,127,980</u>

**TRANSFERS**

**DISBURSEMENTS**

INTERFUND TRANSFERS	TOTALS	CURRENT EXPENSES		TOTAL DISBURSEMENTS	CASH AND SHORT TERM INVESTMENTS JUNE 30, 2004
		FIXED CHARGES AND CAPITAL OUTLAY	PURCHASE OF LONG TERM INVESTMENTS		
\$ (29,849,778)	\$ 1,013,340,819	\$ 893,307,299	\$ -	\$ 893,307,299	\$ 120,033,520
-	725,446	-	-	-	725,446
(5,000,000)	42,039,688	13,707,246	-	13,707,246	28,332,442
29,394	29,218,850	17,249,406	-	17,249,406	11,969,444
(1,704,662)	24,108,115	6,776,016	-	6,776,016	17,332,099
-	22,104,313	16,265,719	-	16,265,719	5,838,594
60,312	33,113,940	17,272,444	-	17,272,444	15,841,496
-	2,591,472	1,613,033	-	1,613,033	978,439
85,000,000	85,000,000	85,000,000	-	85,000,000	-
2,720,447	2,266,908	3,387,279	-	3,387,279	(1,120,371)
-	26,473,639	22,280,000	-	22,280,000	4,193,639
-	2,314,594	1,063,585	-	1,063,585	1,251,009
-	1,649,731	927,636	-	927,636	722,095
11,006	5,299,027	1,425,000	-	1,425,000	3,874,027
77	43,115	1,005	-	1,005	42,110
-	1,680,544	-	-	-	1,680,544
(20,129,328)	486,189,577	386,263,851	-	386,263,851	99,925,726
217,085	167,759,852	117,722,845	-	117,722,845	50,037,007
-	35,804,196	16,421,206	-	16,421,206	19,382,990
5,005	50,631,403	20,657,710	-	20,657,710	29,973,693
(471,948)	22,765,107	11,181,270	-	11,181,270	11,583,837
(728,465)	1,469,375	-	-	-	1,469,375
-	20,764,748	2,389,740	-	2,389,740	18,375,008
-	14,150,772	4,596,432	-	4,596,432	9,554,340
-	34,649,046	3,146,608	-	3,146,608	31,502,438
-	3,977,706	-	-	-	3,977,706
(116,578,313)	-	-	-	-	-
-	896,614	871,091	4,568	875,659	20,955
-	15,259,827	3,098,992	-	3,098,992	12,160,835
-	2,557,669	-	-	-	2,557,669
-	51,112	-	-	-	51,112
-	28,422	-	-	-	28,422
-	51,737	-	-	-	51,737
-	5,378	-	-	-	5,378
-	219,194	-	-	-	219,194
-	48,750	-	-	-	48,750
-	10,005,575	9,899,293	-	9,899,293	106,282
-	13,258,544	6,794,584	-	6,794,584	6,463,960
-	1,294,467	34,682	-	34,682	1,259,785
-	249,967	-	-	-	249,967
-	(730,170)	320,000	-	320,000	(1,050,170)
-	4,034	-	-	-	4,034
-	1,383,039	390,159	-	390,159	992,880
-	70,620,227	106,828,247	-	106,828,247	(36,208,020)
237,381,803	1,459,287,153	1,235,157,682	-	1,235,157,682	224,129,471
23,825,859	101,865,645	76,020,504	-	76,020,504	25,845,141
-	7,039,231	12,000,277	-	12,000,277	(4,961,046)
-	14,726,538	6,637,682	-	6,637,682	8,088,856
3,276,299	79,369,087	71,004,265	-	71,004,265	8,364,822
-	158,921,662	78,697,703	-	78,697,703	80,223,959
(2,401,409)	1,016,157,683	866,100,362	-	866,100,362	150,057,321
27,757	193,829,806	161,183,647	-	161,183,647	32,646,159
<u>\$ 175,691,141</u>	<u>\$ 5,276,533,174</u>	<u>\$ 4,277,694,500</u>	<u>\$ 4,568</u>	<u>\$ 4,277,699,068</u>	<u>\$ 998,834,106</u>

**TRANSPORTATION FUND  
BALANCE SHEET  
JUNE 30, 2004**

**Assets**

Cash and Short Term Investments	\$ 120,033,520
Accrued Taxes Receivable	39,034,372
Accrued Interest Receivable	4,357,612
Accounts Receivables	<u>9,160</u>
<b>Total Assets</b>	<b><u>\$ 163,434,664</u></b>

**Liabilities, Reserves and Surplus**

**Liabilities**

Accounts Payable	\$ (3,386)
------------------	------------

**Reserves**

Appropriations to be Continued to Fiscal Year 2004-2005	34,166,222
Unappropriated Surplus - Schedule C-3	<u>129,271,828</u>

<b>Total Liabilities, Reserves and Surplus</b>	<b><u>\$ 163,434,664</u></b>
--	------------------------------



**STATE OF CONNECTICUT TRANSPORTATION FUND  
STATEMENT OF UNAPPROPRIATED SURPLUS  
FISCAL YEAR ENDED JUNE 30, 2004**

Realized Revenue - Schedule C-4	\$ 903,918,133
Expenditures - Schedule C-5	<u>893,307,299</u>
<b>Excess Revenue over Expenditures</b>	<b>10,610,834</b>
Miscellaneous Adjustments	12,606
Prior Year Budgeted Appropriations Continued to Fiscal Year 2003-2004	19,866,409
Budgeted Appropriations Continued to Fiscal Year 2004-2005	<u>(34,166,222)</u>
<b>Surplus (Deficit)</b>	<b>(3,676,373)</b>
Unappropriated Surplus, July 1, 2003	<u>132,948,201</u>
<b>Unappropriated Surplus, June 30, 2004</b>	<b><u>\$ 129,271,828</u></b>

**TRANSPORTATION FUND  
STATEMENT OF ESTIMATED AND REALIZED REVENUE  
FISCAL YEAR ENDED JUNE 30, 2004**

	<b><u>Realized Revenue</u></b>	<b><u>Budgeted Revenue</u></b>	<b><u>Realized Over (Under) Budgeted</u></b>
<b>TAXES</b>			
Motor Fuels Tax	\$ 464,472,236	\$ 466,100,000	\$ (1,627,764)
Sales Tax - DMV	70,411,914	67,000,000	3,411,914
Oil Companies	<u>10,500,000</u>	<u>10,500,000</u>	<u>-</u>
Totals	545,384,150	543,600,000	1,784,150
Less Refunds	<u>(10,095,525)</u>	<u>(8,200,000)</u>	<u>(1,895,525)</u>
Net Taxes	<u>535,288,625</u>	<u>535,400,000</u>	<u>(111,375)</u>
<b>OTHER REVENUE</b>			
Motor Vehicle Receipts	219,159,125	208,600,000	10,559,125
Licenses, Permits and Fees	155,073,776	144,800,000	10,273,776
Interest Income	24,524,415	27,000,000	(2,475,585)
Federal Grants	-	3,300,000	(3,300,000)
Release from Debt Service Reserve	3,729,644	3,700,000	29,644
Transfer to TSB Account	(22,849,979)	(10,000,000)	(12,849,979)
Transfers to Other Funds	<u>(8,500,000)</u>	<u>(8,500,000)</u>	<u>-</u>
Totals	371,136,981	368,900,000	2,236,981
Less Refunds of Payments	<u>(2,507,473)</u>	<u>(2,800,000)</u>	<u>292,527</u>
Net Other Revenue	<u>368,629,508</u>	<u>366,100,000</u>	<u>2,529,508</u>
<b>Total Budgeted Revenue</b>	<b><u>\$ 903,918,133</u></b>	<b><u>\$ 901,500,000</u></b>	<b><u>\$ 2,418,133</u></b>

**TRANSPORTATION FUND  
STATEMENT OF APPROPRIATIONS AND EXPENDITURES  
FISCAL YEAR ENDED JUNE 30, 2004**

	INITIAL APPROPRIATIONS	APPROPRIATION ADJUSTMENTS	TOTAL APPROPRIATIONS	EXPENDITURES	APPROPRIATIONS LAPSED	CONTINUED
<b>GENERAL GOVERNMENT</b>						
<b>STATE INSURANCE AND RISK MANAGEMENT BOARD</b>						
OTHER EXPENSES	\$ 2,250,000	\$ -	\$ 2,250,000	\$ 1,588,666	\$ 661,334	\$ -
<b>TOTAL GENERAL GOVERNMENT</b>	<b>2,250,000</b>	<b>-</b>	<b>2,250,000</b>	<b>1,588,666</b>	<b>661,334</b>	<b>-</b>
<b>REGULATION AND PROTECTION</b>						
<b>DEPARTMENT OF MOTOR VEHICLES</b>						
PERSONAL SERVICES	35,008,756	474,018	35,482,774	32,474,120	3,008,654	-
OTHER EXPENSES	14,560,443	-	14,560,443	14,121,078	439,365	-
EQUIPMENT	797,112	-	797,112	747,550	49,562	-
REFLECTIVE LICENSE PLATES	2,990,949	-	2,990,949	69,290	-	2,921,659
INSURANCE ENFORCEMENT	621,769	-	621,769	346,693	275,076	-
CVISN PROJECT	1,952,828	-	1,952,828	931,491	-	1,021,337
<b>TOTAL REGULATION AND PROTECTION</b>	<b>55,931,857</b>	<b>474,018</b>	<b>56,405,875</b>	<b>48,690,222</b>	<b>3,772,657</b>	<b>3,942,996</b>
<b>TRANSPORTATION</b>						
<b>DEPARTMENT OF TRANSPORTATION</b>						
PERSONAL SERVICES	130,903,722	(9,019,204)	121,884,518	110,300,139	4,584,379	7,000,000
OTHER EXPENSES	32,696,122	1,300,000	33,996,122	32,836,365	1,159,757	-
EQUIPMENT	2,051,159	-	2,051,159	819,103	-	1,232,056
HIGHWAY PLANNING AND RESEARCH	3,664,014	-	3,664,014	1,673,900	-	1,990,114
MINOR CAPITOL PROJECTS	507,102	-	507,102	220,166	-	286,936
HIGHWAY AND BRIDGE RENEWAL EQUIPMENT	4,567,862	-	4,567,862	2,551,017	-	2,016,845
TRANSIT EQUIPMENT	440,506	-	440,506	129,604	-	310,902
HANDICAPPED ACCESS PROGRAM	9,845,711	2,100,000	11,945,711	11,945,711	-	-
HOSPITAL TRANSIT FOR DIALYSIS	100,000	-	100,000	100,000	-	-
RAIL OPERATIONS	70,031,134	5,771,000	75,802,134	75,689,956	112,178	-
BUS OPERATIONS	76,503,116	-	76,503,116	76,460,042	43,074	-
DIAL-A-RIDE	2,500,000	-	2,500,000	2,500,000	-	-
HIGHWAY AND BRIDGE RENEWAL - 2003	2,227,064	-	2,227,064	1,659,281	-	567,783
HIGHWAY AND BRIDGE RENEWAL	12,000,000	-	12,000,000	11,660,789	-	339,211
TOWN AID ROAD GRANTS	12,500,000	(50,200)	12,449,800	12,449,800	-	-
EMERGENCY RELIEF-TOWN REPAIRS	924,080	50,200	974,280	-	-	974,280
<b>TOTAL TRANSPORTATION</b>	<b>361,461,592</b>	<b>151,796</b>	<b>361,613,388</b>	<b>340,995,873</b>	<b>5,899,388</b>	<b>14,718,127</b>
<b>NON-FUNCTIONAL</b>						
DEBT SERVICE	425,943,916	-	425,943,916	416,572,289	871,627	8,500,000
RESERVE FOR SALARY ADJUSTMENTS	8,125,727	(1,408,344)	6,717,383	-	-	6,717,383
WORKERS' COMPENSATION	4,263,094	-	4,263,094	4,249,455	13,639	-
UNEMPLOYMENT COMPENSATION	275,000	572,655	847,655	819,605	28,050	-
EMPLOYEES RETIREMENT CONTRIBUTIONS	44,864,000	-	44,864,000	44,835,284	28,716	-
GROUP LIFE INSURANCE	250,000	-	250,000	185,085	64,915	-
EMPLOYERS SOCIAL SECURITY TAX	13,095,000	209,875	13,304,875	12,191,318	1,113,557	-
STATE EMPLOYEES HEALTH SERVICE COST	22,747,400	-	22,747,400	23,179,502	(432,102)	-
INSURANCE RECOVERIES	287,716	-	287,716	-	-	287,716
<b>TOTAL NON-FUNCTIONAL</b>	<b>519,851,853</b>	<b>(625,814)</b>	<b>519,226,039</b>	<b>502,032,538</b>	<b>1,688,402</b>	<b>15,505,099</b>
<b>TOTAL BUDGETED APPROPRIATIONS</b>	<b>\$ 939,495,302</b>	<b>\$ -</b>	<b>\$ 939,495,302</b>	<b>\$ 893,307,299</b>	<b>\$ 12,021,781</b>	<b>\$ 34,166,222</b>

**OTHER BUDGETED SPECIAL REVENUE FUNDS  
STATEMENT OF APPROPRIATIONS AND EXPENDITURES  
FISCAL YEAR ENDED JUNE 30, 2004**

	INITIAL APPROPRIATION	APPROPRIATION ADJUSTMENTS	TOTAL APPROPRIATIONS	EXPENDITURES	APPROPRIATIONS LAPSED	CONTINUED
<b>MASHANTUCKET PEQUOT AND MOHEGAN FUND</b>						
<b>NON-FUNCTIONAL</b>						
GRANTS TO TOWNS	\$ 85,000,000	\$ -	\$ 85,000,000	\$ 85,000,000	\$ -	\$ -
AGENCY TOTAL	<u>85,000,000</u>	<u>-</u>	<u>85,000,000</u>	<u>85,000,000</u>	<u>-</u>	<u>-</u>
TOTAL MASHANTUCKET PEQUOT & MOHEGAN FUND	<u>\$ 85,000,000</u>	<u>\$ -</u>	<u>\$ 85,000,000</u>	<u>\$ 85,000,000</u>	<u>\$ -</u>	<u>\$ -</u>
<b>SOLDIERS, SAILORS AND MARINES' FUND</b>						
<b>DEPARTMENT OF VETERANS AFFAIRS</b>						
BURIAL EXPENSES	\$ 1,800	\$ -	\$ 1,800	\$ -	\$ 1,800	\$ -
HEADSTONES	247,500	(24,000)	223,500	223,452	48	-
AGENCY TOTAL	<u>249,300</u>	<u>(24,000)</u>	<u>225,300</u>	<u>223,452</u>	<u>1,848</u>	<u>-</u>
<b>MILITARY DEPARTMENT</b>						
Honor Guards	306,803	-	306,803	268,037	38,766	-
AGENCY TOTAL	<u>306,803</u>	<u>-</u>	<u>306,803</u>	<u>268,037</u>	<u>38,766</u>	<u>-</u>
<b>SOLDIERS, SAILORS AND MARINES</b>						
PERSONAL SERVICES	708,623	(31,500)	677,123	676,291	832	-
OTHER EXPENSES	398,444	15,500	413,944	411,809	2,135	-
EQUIPMENT	7,725	-	7,725	-	7,725	-
AWARD PAYMENTS TO VETERANS	1,790,000	40,000	1,830,000	1,807,691	22,309	-
AGENCY TOTAL	<u>2,904,792</u>	<u>24,000</u>	<u>2,928,792</u>	<u>2,895,791</u>	<u>33,001</u>	<u>-</u>
TOTAL SOLDIERS, SAILORS AND MARINES' FUND	<u>\$ 3,460,895</u>	<u>\$ -</u>	<u>\$ 3,460,895</u>	<u>\$ 3,387,280</u>	<u>\$ 73,615</u>	<u>\$ -</u>
<b>REGIONAL MARKET OPERATION FUND</b>						
<b>DEPARTMENT OF AGRICULTURE</b>						
PERSONAL SERVICES	\$ 440,167	\$ (34,000)	\$ 406,167	\$ 401,924	\$ 4,243	\$ -
OTHER EXPENSES	342,857	58,000	400,857	395,578	-	5,279
EQUIPMENT	7,000	-	7,000	6,332	668	-
AGENCY TOTAL	<u>790,024</u>	<u>24,000</u>	<u>814,024</u>	<u>803,834</u>	<u>4,911</u>	<u>5,279</u>
DEBT SERVICE	150,831	-	150,831	147,681	3,150	-
TOTAL REGIONAL MARKET OPERATION FUND	<u>\$ 940,855</u>	<u>\$ 24,000</u>	<u>\$ 964,855</u>	<u>\$ 951,515</u>	<u>\$ 8,061</u>	<u>\$ 5,279</u>
<b>BANKING FUND</b>						
<b>DEPARTMENT OF BANKING</b>						
PERSONAL SERVICES	\$ 8,804,497	\$ -	\$ 8,804,497	\$ 7,621,668	\$ 1,182,829	\$ -
OTHER EXPENSES	2,320,050	3,600,000	5,920,050	2,136,764	183,286	3,600,000
EQUIPMENT	383,700	-	383,700	242,243	-	141,457
FRINGE BENEFITS	3,593,996	-	3,593,996	3,423,956	170,040	-
INDIRECT OVERHEAD	282,514	-	282,514	282,514	-	-
AGENCY TOTAL	<u>15,384,757</u>	<u>3,600,000</u>	<u>18,984,757</u>	<u>13,707,145</u>	<u>1,536,155</u>	<u>3,741,457</u>
TOTAL BANKING FUND	<u>\$ 15,384,757</u>	<u>\$ 3,600,000</u>	<u>\$ 18,984,757</u>	<u>\$ 13,707,145</u>	<u>\$ 1,536,155</u>	<u>\$ 3,741,457</u>
<b>INSURANCE FUND</b>						
<b>INSURANCE DEPARTMENT</b>						
PERSONAL SERVICES	\$ 11,343,451	\$ -	\$ 11,343,451	\$ 9,415,267	\$ 1,928,184	\$ -
OTHER EXPENSES	2,859,161	-	2,859,161	2,630,120	-	229,041
EQUIPMENT	129,150	-	129,150	128,310	840	-
FRINGE BENEFITS	4,571,567	-	4,571,567	4,221,049	350,518	-
INDIRECT OVERHEAD	575,097	-	575,097	417,203	157,894	-
AGENCY TOTAL	<u>19,478,426</u>	<u>-</u>	<u>19,478,426</u>	<u>16,811,949</u>	<u>2,437,436</u>	<u>229,041</u>
<b>OFFICE OF THE MANAGED CARE OMBUDSMAN</b>						
PERSONAL SERVICES	185,006	-	185,006	125,780	59,226	-
OTHER EXPENSES	216,899	-	216,899	77,911	138,988	-
FRINGE BENEFITS	75,501	-	75,501	53,583	21,918	-
INDIRECT OVERHEAD	1,922	-	1,922	-	1,922	-
AGENCY TOTAL	<u>479,328</u>	<u>-</u>	<u>479,328</u>	<u>257,274</u>	<u>222,054</u>	<u>-</u>
TOTAL INSURANCE FUND	<u>\$ 19,957,754</u>	<u>\$ -</u>	<u>\$ 19,957,754</u>	<u>\$ 17,069,223</u>	<u>\$ 2,659,490</u>	<u>\$ 229,041</u>

**SCHEDULE C-6**

	INITIAL	APPROPRIATION	TOTAL		APPROPRIATIONS	
	APPROPRIATION	ADJUSTMENTS	APPROPRIATIONS	EXPENDITURES	LAPSED	CONTINUED

**CONSUMER COUNSEL AND PUBLIC UTILITY CONTROL FUND**

**OFFICE OF CONSUMER COUNSEL**

PERSONAL SERVICES	\$ 1,169,590	\$ (25,000)	\$ 1,144,590	\$ 862,493	\$ 282,097	\$ -
OTHER EXPENSES	505,588	25,000	530,588	526,652	3,936	-
EQUIPMENT	14,600	-	14,600	-	14,600	-
FRINGE BENEFITS	469,982	-	469,982	384,621	85,361	-
INDIRECT OVERHEAD	134,436	-	134,436	54,682	79,754	-
AGENCY TOTAL	<u>2,294,196</u>	<u>-</u>	<u>2,294,196</u>	<u>1,828,448</u>	<u>465,748</u>	<u>-</u>

**DEPARTMENT OF PUBLIC UTILITY CONTROL**

PERSONAL SERVICES	10,569,914	-	10,569,914	8,695,224	1,874,690	-
OTHER EXPENSES	2,011,023	-	2,011,023	1,585,052	425,971	-
EQUIPMENT	141,034	-	141,034	116,634	24,400	-
FRINGE BENEFITS	4,014,938	-	4,014,938	3,914,734	100,204	-
INDIRECT OVERHEAD	301,036	-	301,036	125,677	175,359	-
NUCLEAR ENERGY ADVISORY COUNCIL	10,200	-	10,200	-	10,200	-
AGENCY TOTAL	<u>17,048,145</u>	<u>-</u>	<u>17,048,145</u>	<u>14,437,321</u>	<u>2,610,824</u>	<u>-</u>
TOTAL CONSUMER COUNSEL AND PUBLIC UTILITY CONTROL FUND	<u>\$ 19,342,341</u>	<u>\$ -</u>	<u>\$ 19,342,341</u>	<u>\$ 16,265,769</u>	<u>\$ 3,076,572</u>	<u>\$ -</u>

**WORKERS' COMPENSATION FUND**

**DEPARTMENT OF LABOR**

OCCUPATIONAL HEALTH CLINICS	\$ 671,470	\$ -	\$ 671,470	\$ 639,940	\$ 31,530	\$ -
AGENCY TOTAL	<u>671,470</u>	<u>-</u>	<u>671,470</u>	<u>639,940</u>	<u>31,530</u>	<u>-</u>

**WORKERS' COMPENSATION COMMISSION**

PERSONAL SERVICES	8,605,245	-	8,605,245	7,469,169	1,136,076	-
OTHER EXPENSES	3,115,288	-	3,115,288	2,536,648	578,640	-
EQUIPMENT	146,725	-	146,725	10,598	136,127	-
CRIMINAL JUSTICE FRAUD UNIT	514,395	-	514,395	478,444	35,951	-
REHABILITATIVE SERVICES	3,937,357	-	3,937,357	1,490,008	2,447,349	-
FRINGE BENEFITS	3,866,831	-	3,866,831	3,448,732	418,099	-
INDIRECT OVERHEAD	1,578,027	-	1,578,027	1,188,492	389,535	-
AGENCY TOTAL	<u>21,763,868</u>	<u>-</u>	<u>21,763,868</u>	<u>16,622,091</u>	<u>5,141,777</u>	<u>-</u>
TOTAL WORKERS' COMPENSATION FUND	<u>\$ 22,435,338</u>	<u>\$ -</u>	<u>\$ 22,435,338</u>	<u>\$ 17,262,031</u>	<u>\$ 5,173,307</u>	<u>\$ -</u>

**CRIMINAL INJURIES COMPENSATION FUND**

**JUDICIAL DEPARTMENT**

CRIMINAL INJURIES COMPENSATION	\$ 1,425,000	\$ -	\$ 1,425,000	\$ 1,425,000	\$ -	\$ -
AGENCY TOTAL	<u>1,425,000</u>	<u>-</u>	<u>1,425,000</u>	<u>1,425,000</u>	<u>-</u>	<u>-</u>
TOTAL CRIMINAL INJURIES COMPENSATION FUND	<u>\$ 1,425,000</u>	<u>\$ -</u>	<u>\$ 1,425,000</u>	<u>\$ 1,425,000</u>	<u>\$ -</u>	<u>\$ -</u>

**GRANTS AND RESTRICTED ACCOUNTS FUND  
STATEMENT OF APPROPRIATIONS AND EXPENDITURES  
FISCAL YEAR ENDED JUNE 30, 2004**

	CONTINUED AND INITIAL APPROPRIATIONS	APPROPRIATION ADJUSTMENTS	TOTAL APPROPRIATIONS	EXPENDITURES	APPROPRIATIONS LAPSED	CONTINUED
<b>OTHER GRANTS AND RESTRICTED ACCOUNTS</b>						
<b>LEGISLATIVE MANAGEMENT</b>						
30184 LEGISLATOR REUNION	1,600	-	1,600	-	-	1,600
30212 LRC DRUG POLICY SEMINARS	7,929	-	7,929	7,929	-	-
30220 LRC DRUG POLICY STUDY	4,252	-	4,252	4,252	-	-
30226 ART AT THE CAPITOL	2,968	1,500	4,468	1,452	-	3,016
30244 PRUDENCE CRANDALL STATUS PROJECT	1,464	545	2,009	-	-	2,009
30344 CTN	-	2,000,000	2,000,000	1,733,333	-	266,667
90251 PRUDENCE CRANDALL STATUS GRANT	94,620	-	94,620	20,110	-	74,510
90320 SCP BICYCLE PATROL	100	-	100	100	-	-
90359 CAPITOL CHILD DEVELOPMENT CENTER	3,624	5,000	8,624	3,624	-	5,000
<b>AGENCY TOTAL</b>	<b>116,557</b>	<b>2,007,045</b>	<b>2,123,602</b>	<b>1,770,800</b>	-	<b>352,802</b>
<b>COMMISSION ON STATUS OF WOMEN</b>						
30001 AGENCY SUPPORT	2,200	-	2,200	250	-	1,950
30085 NTO CONFERENCE (PRIVATE)	2,659	8,851	11,510	6,444	-	5,066
30106 THE ECONOMIC STATUS OF WOMEN	4,968	2,500	7,468	-	-	7,468
30122 MAKING WOMEN VISIBLE	36	1,295	1,331	1,280	-	51
30149 WOMEN'S ECONOMIC DEVELOPMENT INITIATIVE	2,710	3,009	5,719	4,225	-	1,494
30317 CRWDB NONTRADITIONAL EMPLOYMENT FOR WOMEN	-	37,539	37,539	31,886	-	5,653
30318 NON-TRADITIONAL EMPLOYMENT FOR WOMEN	3,949	-	3,949	3,949	-	-
90313 NON-TRADITIONAL EMPLOYMENT	4,332	-	4,332	4,332	-	-
90319 SEXUAL HARASSMENT COMPLAINT PROCEDURE	-	100,023	100,023	72,847	-	27,176
<b>AGENCY TOTAL</b>	<b>20,854</b>	<b>153,217</b>	<b>174,071</b>	<b>125,213</b>	-	<b>48,858</b>
<b>COMMISSION ON CHILDREN</b>						
30107 PARENT LEADERSHIP INSTITUTE	34,529	54,484	89,013	36,497	-	52,516
30159 EMBEDDING PREVENTION IN STATE POLICY INITIATIVE	4,691	5,500	10,191	10,191	-	-
30369 SOCIAL STATE OF CONNECTICUT	-	17,500	17,500	10,323	-	7,177
<b>AGENCY TOTAL</b>	<b>39,220</b>	<b>77,484</b>	<b>116,704</b>	<b>57,011</b>	-	<b>59,693</b>
<b>COMMISSION ON LATINO AND PUERTO RICAN AFFAIRS</b>						
30001 AGENCY SUPPORT	344	-	344	-	-	344
30061 ANNUAL AWARDS BANQUET	9,861	70,759	80,620	60,436	-	20,184
35119 LATINOS BREAKING BARRIERS	4,189	-	4,189	-	-	4,189
35139 HUMAN IMMUNE VIRUS SUMMIT	2,419	-	2,419	-	-	2,419
<b>AGENCY TOTAL</b>	<b>16,813</b>	<b>70,759</b>	<b>87,572</b>	<b>60,436</b>	-	<b>27,136</b>
<b>AFRICAN-AMERICAN AFFAIRS COMMISSION</b>						
30001 AGENCY SUPPORT	-	400	400	-	-	400
30018 ANNUAL CLASSIC AWARDS	5	7,600	7,605	4,972	-	2,633
<b>AGENCY TOTAL</b>	<b>5</b>	<b>8,000</b>	<b>8,005</b>	<b>4,972</b>	-	<b>3,033</b>
<b>SECRETARY OF THE STATE</b>						
30019 COMMERCIAL RECORDING ADMINISTRATION	1,334,112	6,340,096	7,674,208	6,995,234	-	678,974
<b>AGENCY TOTAL</b>	<b>1,334,112</b>	<b>6,340,096</b>	<b>7,674,208</b>	<b>6,995,234</b>	-	<b>678,974</b>
<b>STATE TREASURER</b>						
30076 TREASURY RECYCLING COMMITTEE	261	-	261	-	-	261
30132 BUILDING RENOVATIONS - 55 ELM STREET	32,187	-	32,187	-	-	32,187
35101 PFM ADMINISTRATION EXPENSES	5,006,353	55,195,464	60,201,817	50,820,857	-	9,380,960
35105 SECOND INJURY	147,124	8,768,694	8,915,818	7,170,020	-	1,745,798
35107 UNCLAIMED PROPERTY ADMINISTRATIVE EXPENSES	3,408,257	4,500,000	7,908,257	3,552,596	-	4,355,661
35108 UNEMPLOYMENT COMPENSATION SPECIAL ASSESSMENT	14,924	-	14,924	-	-	14,924
35109 BANK COMPENSATION	1,381,354	3,696,462	5,077,816	4,274,946	-	802,870
35110 SHORT TERM INVESTMENT FUND ADMINISTRATION	182,565	945,001	1,127,566	1,011,544	-	116,022
35111 SIF - STIPULATIONS AND REIMBURSEMENTS	2,413	17,235,126	17,237,539	14,166,339	-	3,071,200
35140 DEBT SERVICE RETIREMENT	1,891,893	-	1,891,893	8,557	-	1,883,336
35152 DEBT SERVICE RETIREMENT - SCRF	7,500,000	-	7,500,000	-	-	7,500,000
35227 COST OF ISSUANCE GENERAL OBLIGATION BONDS 2002 A	161,340	-	161,340	80,893	-	80,447
35232 COST OF ISSUANCE GENERAL OBLIGATION BONDS 2002 B&C	43,980	-	43,980	18,934	-	25,046
35239 COST OF ISSUANCE GENERAL OBLIGATION BONDS 2002 D&E	73,018	-	73,018	30,263	-	42,755
35243 CAPITALIZED INTEREST GENERAL OBLIGATION BOND 2002 D&F	10,336,470	-	10,336,470	10,336,470	-	-
35255 COST OF ISSUANCE GENERAL OBLIGATION BONDS 2003 A&B	658,081	-	658,081	536,487	-	121,594
35256 CAPITALIZED INTEREST GENERAL OBLIGATION BOND 2003 A&E	14,226,554	-	14,226,554	13,108,098	-	1,118,456
35257 COST OF ISSUANCE GENERAL OBLIGATION BONDS 2003 C&D	584,000	253,718	837,718	567,241	-	270,477
35258 CAPITALIZED INTEREST GENERAL OBLIGATION BOND 2003 C&I	15,472,568	-	15,472,568	11,610,898	-	3,861,670
35259 COST OF ISSUANCE GENERAL OBLIGATION BONDS 2002 F	213,594	-	213,594	10,452	-	203,142
35260 CAPITALIZED INTEREST GENERAL OBLIGATION BOND 2002 F	3,605,683	-	3,605,683	3,605,683	-	-
35261 COST OF ISSUANCE ECONOMIC RECOVERY NOTES 2002 A&B	137,117	-	137,117	2,631	-	134,486
35263 COST OF ISSUANCE GENERAL OBLIGATION BOND UCONN 2003 /	192,540	-	192,540	106,579	-	85,961
35268 CLEAN WATER FUND COST OF ISSUANCE	-	1,576,685	1,576,685	1,335,283	-	241,402
35270 COST OF ISSUANCE GENERAL OBLIGATION BONDS 2003E	-	450,000	450,000	441,793	-	8,207
35271 CAPITALIZED INTEREST GENERAL OBLIGATION BOND 2003E	-	6,247,351	6,247,351	2,842,913	-	3,404,438

**SCHEDULE C-7**

	CONTINUED	APPROPRIATION	TOTAL	EXPENDITURES	APPROPRIATIONS	
	AND INITIAL				ADJUSTMENTS	APPROPRIATIONS
	APPROPRIATIONS		APPROPRIATIONS			
35273 COST OF ISSUANCE GENERAL OBLIGATION BONDS 2003F&G	-	601,290	601,290	561,672	-	39,618
35274 CAPITALIZED INTEREST GENERAL OBLIGATION BOND 2003 F&C	-	9,716,514	9,716,514	3,718,865	-	5,997,649
35291 COST OF ISSUANCE GENERAL OBLIGATION BOND UCONN 2004	-	777,704	777,704	357,410	-	420,294
35292 COST OF ISSUANCE GENERAL OBLIGATION BONDS 2004 A	-	450,000	450,000	445,101	-	4,899
35293 CAPITALIZED INTEREST GENERAL OBLIGATION BOND 2004 A	-	16,832,417	16,832,417	-	-	16,832,417
35295 COST OF ISSUANCE GENERAL OBLIGATION BONDS 2004 B	-	656,318	656,318	437,499	-	218,819
35299 COST OF ISSUANCE GENERAL OBLIGATION BONDS 2004 C	-	450,000	450,000	169,804	-	280,196
35300 CAPITALIZED INTEREST GENERAL OBLIGATION BOND 2004 C	-	14,785,280	14,785,280	-	-	14,785,280
35301 CAPITALIZED INTEREST GENERAL OBLIGATION BOND 2004 B	-	1,975,000	1,975,000	1,975,000	-	-
35303 COST OF ISSUANCE ECONOMIC RECOVERY NOTES 2004	-	402,204	402,204	-	-	402,204
<b>AGENCY TOTAL</b>	<b>65,272,276</b>	<b>145,515,228</b>	<b>210,787,504</b>	<b>133,304,828</b>	-	<b>77,482,676</b>
<b>STATE COMPTROLLER</b>						
35120 CMA SETTLEMENTS	1,459,402	-	1,459,402	71,611	-	1,387,791
90101 PRACTICA FUNDS	159,483	-	159,483	-	-	159,483
<b>AGENCY TOTAL</b>	<b>1,618,885</b>	-	<b>1,618,885</b>	<b>71,611</b>	-	<b>1,547,274</b>
<b>DEPARTMENT OF REVENUE SERVICES</b>						
35178 ADMINISTRATIVE EXPENSE - TAX REFUND CHECKOFF	16,518	-	16,518	16,518	-	-
90134 SAPT GRANT	14,980	-	14,980	6,806	-	8,174
<b>AGENCY TOTAL</b>	<b>31,498</b>	-	<b>31,498</b>	<b>23,324</b>	-	<b>8,174</b>
<b>DIVISION OF SPECIAL REVENUE</b>						
35113 INDIAN GAMING-MASHANTUCKET	144,709	1,702,085	1,846,794	1,559,011	-	287,783
35114 INDIAN GAMING-MOHEGAN	872	1,407,582	1,408,454	1,408,202	-	252
<b>AGENCY TOTAL</b>	<b>145,581</b>	<b>3,109,667</b>	<b>3,255,248</b>	<b>2,967,213</b>	-	<b>288,035</b>
<b>CONNECTICUT LOTTERY CORPORATION</b>						
35121 CT LOTTERY CORPORATION PAYROLL & TELEPHONE	19,333	9,655,966	9,675,299	9,682,853	-	(7,554)
<b>AGENCY TOTAL</b>	<b>19,333</b>	<b>9,655,966</b>	<b>9,675,299</b>	<b>9,682,853</b>	-	<b>(7,554)</b>
<b>HOUSING FINANCE AUTHORITY</b>						
35102 CURRENT EXPENSES	1,928,822	-	1,928,822	10,188,963	-	(8,260,141)
<b>AGENCY TOTAL</b>	<b>1,928,822</b>	-	<b>1,928,822</b>	<b>10,188,963</b>	-	<b>(8,260,141)</b>
<b>OFFICE OF POLICY AND MANAGEMENT</b>						
30002 WATERBURY FINANCIAL PLANNING AND ASSISTANCE	553,568	1,235,428	1,788,996	971,458	-	817,538
30034 UNITED WE STAND	26,807	29,100	55,907	1,157	-	54,750
30123 REGIONAL ENERGY CONFERENCE	-	11,860	11,860	-	-	11,860
30156 ADRIAEN'S LANDING CONSTRUCTION	69,713,746	950	69,714,696	39,551,768	-	30,162,928
30185 LONG TERM CARE INSURANCE STUDY	173,870	78,750	252,620	95,631	-	156,989
30209 LOW-LEVEL RADIOACTIVE WASTE MANAGEMENT	1,241,829	-	1,241,829	66,362	-	1,175,467
30245 KEEP KIDS SAFE	28,829	15,405	44,234	24,659	-	19,575
30327 FOOTBALL STADIUM CONTRIBUTIONS	145,000	-	145,000	145,000	-	-
30342 OWNER SUPPORT-HOTEL FOUNDATION	-	3,201,977	3,201,977	2,638,002	-	563,975
30343 CONTINGENCY-HOTEL FOUNDATION	-	155,390	155,390	-	-	155,390
30354 STATE PROPERTY DISPOSITION	-	100,000	100,000	91,082	-	8,918
30370 ENERGY ADVISORY BOARD CONFERENCES	11,859	298,141	310,000	-	-	310,000
35122 LOCAL EMERGENCY RELIEF	1,567	19	1,586	-	-	1,586
35153 TOBACCO FREE WEBSITE MAINTENANCE	2,500	-	2,500	2,500	-	-
35168 DISPOSITION OF SURPLUS STATE PROPERTY	19,228	-	19,228	-	-	19,228
35174 REGIONAL ENERGY CONFERENCE - REGISTRATION	4,130	2,142	6,272	-	-	6,272
35216 AMISTAD COMMEMORATIVE ACCOUNT	5,310	3,790	9,100	-	-	9,100
35220 OLYMPIC SPIRIT LICENSE PLATES	1,045	6,105	7,150	5,555	-	1,595
35253 ENERGY CONSERVATION LOAD MANAGEMENT	1,400,000	8,200,000	9,600,000	-	-	9,600,000
35296 WILDLIFE CONSERVATION PLATE	-	2,605	2,605	-	-	2,605
35297 FIGHT CHILDREN'S CANCER PLATE	-	1,070	1,070	-	-	1,070
90109 TRANSPORTATION STRATEGY BOARD	15,090	-	15,090	-	-	15,090
90303 LAND USE PLANNING GRANT PROGRAM	-	640,000	640,000	640,000	-	-
90304 COMMISSIONER SEARCH PROJECT	1,000	-	1,000	1,000	-	-
<b>AGENCY TOTAL</b>	<b>73,345,378</b>	<b>13,982,732</b>	<b>87,328,110</b>	<b>44,234,174</b>	-	<b>43,093,936</b>
<b>DEPARTMENT OF VETERANS AFFAIRS</b>						
35104 INSTITUTIONAL GENERAL WELFARE FUND	880,306	2,781,495	3,661,801	3,614,202	-	47,599
35106 ACTIVITY FUND	2,454	18,000	20,454	20,122	-	332
<b>AGENCY TOTAL</b>	<b>882,760</b>	<b>2,799,495</b>	<b>3,682,255</b>	<b>3,634,324</b>	-	<b>47,931</b>
<b>OFFICE OF WORKFORCE COMPETITIVENESS</b>						
90365 TANF/JOBS FUNNEL	-	300,000	300,000	250,000	-	50,000
<b>AGENCY TOTAL</b>	-	<b>300,000</b>	<b>300,000</b>	<b>250,000</b>	-	<b>50,000</b>
<b>DEPARTMENT OF ADMINISTRATIVE SERVICES</b>						
30022 CONFERENCES & SEMINARS	95,494	162,150	257,644	73,469	-	184,175
<b>AGENCY TOTAL</b>	<b>95,494</b>	<b>162,150</b>	<b>257,644</b>	<b>73,469</b>	-	<b>184,175</b>
<b>DEPARTMENT OF INFORMATION TECHNOLOGY</b>						
30069 EMPLOYEE HEALTH AND FITNESS CENTER	3,307	7,755	11,062	278	-	10,784
35264 ED-NET ACCOUNT	-	112,590	112,590	-	-	112,590
<b>AGENCY TOTAL</b>	<b>3,307</b>	<b>120,345</b>	<b>123,652</b>	<b>278</b>	-	<b>123,374</b>

**SCHEDULE C-7**

	CONTINUED AND INITIAL APPROPRIATIONS	APPROPRIATION ADJUSTMENTS	TOTAL APPROPRIATIONS	EXPENDITURES	APPROPRIATIONS LAPSED	CONTINUED
<b>DEPARTMENT OF PUBLIC WORKS</b>						
30003 ENERGY CONSERVATION PROJECTS IN STATE BUILDINGS	11,745,902	-	11,745,902	669,793	-	11,076,109
30020 ROOF REPAIRS	392	-	392	-	-	392
30266 IMPROVEMENTS TO ARUTE ATHLETIC FIELDS, PHASE II	11,332	-	11,332	-	-	11,332
30285 SCHOOL CONSTRUCTION - ADDITIONS AND RENOVATIONS	25,309,285	-	25,309,285	6,153,701	-	19,155,584
30305 NEW ENERGY CENTER - CCSU	343,420	-	343,420	73,572	-	269,848
30308 REPAIRS TO WOLFF-ZACKIN NANATORIUM - STORRS	94,173	-	94,173	89,664	-	4,509
35149 SALES & SERVICE - BUS ENTERPRISE	-	211,700	211,700	37,765	-	173,935
90118 JOHNSON-HORSFALL LABORATORY RENOVATION	63,830	2,000,000	2,063,830	1,913,032	-	150,798
90146 PROJECTS FINANCED BY VETERANS AFFAIRS	28,620	-	28,620	-	-	28,620
90157 MASTER PLAN - MERGER OF THAMES VTC AND MOHEGAN CC	47,450	-	47,450	35,585	-	11,865
90169 IMPROVEMENTS TO FLEET GARAGES	67,847	-	67,847	42,772	-	25,075
90200 AGENCY FUNDED CAPITAL PROJECTS ADMINISTRATION	844,762	322,772	1,167,534	328,798	-	838,736
90220 ENVIRONMENTAL PROTECTION PROJECTS	77,314	-	77,314	12,941	-	64,373
90228 CHEFA FINANCED CONNECTICUT STATE UNIVERSITY PROJECT	55,749	-	55,749	9,000	-	46,749
90249 CAPITAL PROJECTS -SOUTHERN	11,020	-	11,020	-	-	11,020
90252 CAPITAL PROJECTS -WESTERN	14,613	-	14,613	4,913	-	9,700
90263 CAPITOL PROJECTS -EASTERN	69,894	-	69,894	(9,370)	-	79,264
90267 CAPITAL PROJECTS -CENTRAL OFFICE	4,000	-	4,000	-	-	4,000
90270 CAPITAL PROJECTS -COMMUNITY TECHNICAL COLLEGE	66,968	-	66,968	63,800	-	3,168
90273 CAPITAL PROJECTS - NORWALK CTC OPERATING FUND	3,848	-	3,848	-	-	3,848
90276 CAPITAL PROJECTS - HOUSATONIC COMMUNITY COLLEGE	45,680	-	45,680	44,850	-	830
90293 OFFICE RENOVATION - OEM STATE ARMORY	90,544	-	90,544	22,765	-	67,779
<b>AGENCY TOTAL</b>	<b>38,996,643</b>	<b>2,534,472</b>	<b>41,531,115</b>	<b>9,493,581</b>	<b>-</b>	<b>32,037,534</b>
<b>ATTORNEY GENERAL</b>						
35201 CONSUMER PROTECTION CASES	663,844	100,724	764,568	46,331	-	718,237
35250 COURT SETTLEMENT AGREEMENTS	6,061,649	47,085	6,108,734	-	-	6,108,734
90110 LOW-LEVEL RADIOACTIVE WASTE MANAGEMENT	3,633	62,167	65,800	65,800	-	-
90278 CLIENT AGENCY COSTS	194,376	-	194,376	(2,078,256)	-	2,272,632
90298 SECOND INJURY	8,554	70,001	78,555	45,944	-	32,611
<b>AGENCY TOTAL</b>	<b>6,932,056</b>	<b>279,977</b>	<b>7,212,033</b>	<b>(1,920,181)</b>	<b>-</b>	<b>9,132,214</b>
<b>DIVISION OF CRIMINAL JUSTICE</b>						
30261 ELDER ABUSE UNIT ENHANCEMENT	3,032	49,349	52,381	35,995	-	16,386
35141 DRUG ASSETS FORFEITURE REVOLVING ACCOUNT	306,574	262,260	568,834	185,907	-	382,927
35164 SEIZED ASSETS TO SUPPORT UNDER COVER OPERATIONS	10,465	-	10,465	-	-	10,465
90165 WORKERS COMPENSATION FRAUD UNIT	-	478,444	478,444	476,503	-	1,941
90216 STOP VIOLENCE AGAINST WOMEN	10,327	89,221	99,548	99,528	-	20
90237 HARTFORD CAREER CRIMINAL PROSECUTION	6,715	-	6,715	1,628	-	5,087
90240 JUVENILE PROSECUTION ENHANCEMENT	2,051	33,868	35,919	33,154	-	2,765
90244 NUISANCE ABATEMENT EXPANSION	1,950	-	1,950	1,763	-	187
90246 REGIONALIZED INFRACTION PROGRAM EXPANSION	6,651	-	6,651	-	-	6,651
90253 ELDER ABUSE UNIT	6,151	42,560	48,711	26,978	-	21,733
90257 RIAPP NEW LONDON	5,056	6,557	11,613	4,790	-	6,823
90369 STATEWIDE DRUG PROSECUTION UNIT	-	26,250	26,250	-	-	26,250
<b>AGENCY TOTAL</b>	<b>358,972</b>	<b>988,509</b>	<b>1,347,481</b>	<b>866,246</b>	<b>-</b>	<b>481,235</b>
<b>STATE MARSHAL COMMISSION</b>						
35124 STATE MARSHAL COMMISSION	338,171	-	338,171	-	-	338,171
<b>AGENCY TOTAL</b>	<b>338,171</b>	<b>-</b>	<b>338,171</b>	<b>-</b>	<b>-</b>	<b>338,171</b>
<b>DEPARTMENT OF PUBLIC SAFETY</b>						
30007 MISCELLANEOUS GRANTS	53,881	57,277	111,158	48,947	-	62,211
30164 AIRPORT SECURITY OFFICERS	544	-	544	-	-	544
35113 INDIAN GAMING-MASHANTUCKET	361,023	2,496,924	2,857,947	2,713,525	-	144,422
35114 INDIAN GAMING-MOHEGAN	361,194	2,343,330	2,704,524	2,110,091	-	594,433
35142 DRUG ASSETS FORFEITURE REVOLVING ACCOUNT	943,686	1,835,818	2,779,504	1,866,370	-	913,134
35180 FIRE SCHOOL TRAINING & EDUCATION EXTENSION	-	400	400	-	-	400
35190 ENHANCED 9-1-1 TELECOMMUNICATIONS FUND	13,284,437	8,962,560	22,246,997	9,581,750	-	12,665,247
35229 COLLECT SYSTEM	1,138,561	270,022	1,408,583	445,116	-	963,467
35235 "EXPLORER" TROOPS	5,897	-	5,897	-	-	5,897
35238 APPLICANT FINGERPRINT CARD SUBMISSION	406,737	1,167,098	1,573,835	944,764	-	629,071
35241 PISTOL PERMITS - ELIGIBILITY CERTIFICATES	209	-	209	-	-	209
35242 BUILDING PERMIT APPLICATIONS - EDUCATION FEES	669,245	934,276	1,603,521	763,650	-	839,871
35244 PISTOL PERMITS - PHOTOGRAPHIC COSTS	613,685	342,790	956,475	80,974	-	875,501
35245 COURT REIMBURSEMENTS	247,550	17,255	264,805	5,720	-	259,085
90111 URBAN SEARCH AND RESCUE COMMUNICATION PROGRAM	180	50,000	50,180	10,701	-	39,479
90119 COMMUNITY POLICING PROGRAM	45	10,842	10,887	5,057	-	5,830
90129 DRUG ENFORCEMENT PROGRAM	130,675	-	130,675	130,208	-	467
90201 LOCAL OFFICER INCENTIVE - LOCAL LEVEL	-	34,463	34,463	34,463	-	-
90217 VARIOUS AGENCY ADMINISTERED PROJECTS	964	2,329,075	2,330,039	2,328,876	-	1,163
90258 COMPUTER CRIMES INVESTIGATIVE TASK FORCE - STATE	45,377	-	45,377	45,376	-	1
90261 LAW ENFORCEMENT TASK FORCE - QUALITY OF LIFE	2,305	8,000	10,305	7,418	-	2,887
90264 LIVESCAN CONNECTIVITY EXPANSION	1,618	7,590	9,208	552	-	8,656
90274 FIREARMS TRAFFICKING PROJECT - STATE	1,801	-	1,801	-	-	1,801
90288 DRUG ENFORCEMENT PROGRAM	4,656	-	4,656	4,655	-	1
90296 COOPERATIVE/COMMUNITY POLICING PROGRAM	94	-	94	93	-	1



**SCHEDULE C-7**

	CONTINUED AND INITIAL		TOTAL		APPROPRIATIONS	
	APPROPRIATIONS	ADJUSTMENTS	APPROPRIATIONS	EXPENDITURES	LAPSED	CONTINUED
<b>90306 COMPUTER CRIME INVESTIGATIVE TASK FORCE - LOCAL</b>	11,303	-	11,303	9,703	-	1,600
<b>90308 COLLECT UPGRADE SUBJECT MATTER SUPPORT</b>	3,960	16,640	20,600	12,855	-	7,745
<b>90310 FIREARMS TRAFFICKING PROJECT</b>	13,938	14,028	27,966	21,757	-	6,209
<b>90321 COMPUTER CRIME INVESTIGATIVE TASK FORCE</b>	1,000	-	1,000	1,000	-	-
<b>90358 NARCOTICS TASK FORCE LOCAL OFFICERS INCENTIVE</b>	16,500	-	16,500	12,039	-	4,461
<b>90361 LOCAL OFFICER INCENTIVE - LOCAL LEVEL</b>	8,500	102,038	110,538	109,037	-	1,501
<b>90366 SATTTF-STATE LEVEL</b>	-	37,500	37,500	3,096	-	34,404
<b>90367 OFFENDER DATABASE</b>	-	37,500	37,500	36,075	-	1,425
<b>90368 SATTTF-LOCAL LEVEL</b>	-	37,500	37,500	11,280	-	26,220
<b>AGENCY TOTAL</b>	<b>18,329,565</b>	<b>21,112,926</b>	<b>39,442,491</b>	<b>21,345,148</b>	-	<b>18,097,343</b>
<b>POLICE OFFICER STANDARDS AND TRAINING COUNCIL</b>						
<b>30086 RECEIPTS FOR SPECIAL PURPOSES</b>	1,445	-	1,445	-	-	1,445
<b>90383 IMPROVE JUVENILE &amp; JUSTICE SYSTEM</b>	-	18,561	18,561	2,791	-	15,770
<b>90147 DRUG ENFORCEMENT TRAINING</b>	13,641	44,452	58,093	54,745	-	3,348
<b>AGENCY TOTAL</b>	<b>15,086</b>	<b>63,013</b>	<b>78,099</b>	<b>57,536</b>	-	<b>20,563</b>
<b>MILITARY DEPARTMENT</b>						
<b>30202 DISTANCE LEARNING NETWORK</b>	4,212	10,901	15,113	3,991	-	11,122
<b>35112 EQUITABLE SHARING PROGRAM - ASSET FORFEITURE</b>	1,960	40,333	42,293	-	-	42,293
<b>35191 NUCLEAR EMERGENCY SAFETY FUND</b>	5,140,301	4,319,815	9,460,116	1,514,147	-	7,945,969
<b>AGENCY TOTAL</b>	<b>5,146,473</b>	<b>4,371,049</b>	<b>9,517,522</b>	<b>1,518,138</b>	-	<b>7,999,384</b>
<b>COMMISSION ON FIRE PREVENTION AND CONTROL</b>						
<b>35180 FIRE SCHOOL TRAINING AND EDUCATIONAL EXTENSION</b>	501,954	918,475	1,420,429	838,153	-	582,276
<b>35192 FIRE SCHOOL AUXILIARY SERVICES</b>	308,808	336,094	644,902	432,488	-	212,414
<b>AGENCY TOTAL</b>	<b>810,762</b>	<b>1,254,569</b>	<b>2,065,331</b>	<b>1,270,641</b>	-	<b>794,690</b>
<b>DEPARTMENT OF MOTOR VEHICLES</b>						
<b>90112 NORWICH - HVAC AND ROOF REPAIRS</b>	12,355	-	12,355	1,777	-	10,578
<b>AGENCY TOTAL</b>	<b>12,355</b>	-	<b>12,355</b>	<b>1,777</b>	-	<b>10,578</b>
<b>DEPARTMENT OF BANKING</b>						
<b>35251 SEMINARS, CONFERENCES OR SYMPOSIUMS</b>	-	12,610	12,610	6,040	-	6,570
<b>35181 INVESTOR EDUCATION FUND</b>	102,096	1,750	103,846	25,601	-	78,245
<b>AGENCY TOTAL</b>	<b>102,096</b>	<b>14,360</b>	<b>116,456</b>	<b>31,641</b>	-	<b>84,815</b>
<b>DEPARTMENT OF INSURANCE</b>						
<b>30021 INSURANCE DEPARTMENT EDUCATION ACCOUNT</b>	152,000	-	152,000	-	-	152,000
<b>AGENCY TOTAL</b>	<b>152,000</b>	-	<b>152,000</b>	-	-	<b>152,000</b>
<b>DEPARTMENT OF CONSUMER PROTECTION</b>						
<b>30035 BEDDING AND FILLING MATERIAL</b>	72,125	49,950	122,075	6,425	-	115,650
<b>30064 PUBLIC CHARITIES SETTLEMENTS</b>	39,000	-	39,000	1,216	-	37,784
<b>30077 NEW AUTOMOBILE WARRANTIES</b>	455,606	560,019	1,015,625	262,808	-	752,817
<b>30248 CONSUMER PROTECTION SETTLEMENT</b>	444,312	86,500	530,812	153,554	-	377,258
<b>35113 INDIAN GAMING REGULATION - MASHANTUCKET</b>	390,434	-	390,434	371,277	-	19,157
<b>35114 INDIAN GAMING REGULATION - MOHEGAN</b>	306,527	452,910	759,437	406,570	-	352,867
<b>35125 CONSUMER PROTECTION ENFORCEMENT</b>	840,202	176,604	1,016,806	123,754	-	893,052
<b>35143 HOME IMPROVEMENT ENFORCEMENT</b>	1,523,314	340,025	1,863,339	714,608	-	1,148,731
<b>90142 ELECTRONIC COMMERCE PROJECT</b>	52,966	-	52,966	19,915	-	33,051
<b>90160 VAPOR RECOVERY PROGRAM - STAGE 2</b>	15,062	361,082	376,144	277,968	-	98,176
<b>AGENCY TOTAL</b>	<b>4,139,548</b>	<b>2,027,090</b>	<b>6,166,638</b>	<b>2,338,095</b>	-	<b>3,828,543</b>
<b>DEPARTMENT OF LABOR</b>						
<b>30004 UNEMPLOYMENT LOAN INTEREST ASSESSMENT</b>	2,296	638	2,934	-	-	2,934
<b>30022 CONFERENCES &amp; SEMINARS</b>	14,381	13,045	27,426	793	-	26,633
<b>35126 WAGE &amp; WORKPLACE STANDARDS - CIVIL PENALTY FUND</b>	508,380	557,844	1,066,224	542,853	-	523,371
<b>35267 APPRENTICESHIP REGISTRATION</b>	-	466,360	466,360	387,844	-	78,516
<b>90135 WORKFORCE TRAINING</b>	17,168	363,975	381,143	381,143	-	-
<b>90143 OWC RESEARCH PROJECT</b>	-	26,535	26,535	20,477	-	6,058
<b>90151 OWC STAFF DEVELOPMENT PROJECTS</b>	144,779	(35,552)	109,227	93,922	-	15,305
<b>90225 LONG ISLAND SOUND LOBSTER FISHERY</b>	-	55,000	55,000	55,000	-	-
<b>90309 ENHANCED SERVICES TO BARRIERED TANF CLIENTS</b>	315,000	1,485,000	1,800,000	1,795,860	-	4,140
<b>AGENCY TOTAL</b>	<b>1,002,004</b>	<b>2,932,845</b>	<b>3,934,849</b>	<b>3,277,892</b>	-	<b>656,957</b>
<b>PROTECTION AND ADVOCACY FOR PERSONS WITH DISABILITIES</b>						
<b>30036 DISPUTE RESOLUTION PROJECT</b>	500	-	500	-	-	500
<b>30049 KOLODNEY BEQUEATH FUNDS</b>	10,026	-	10,026	500	-	9,526
<b>AGENCY TOTAL</b>	<b>10,526</b>	-	<b>10,526</b>	<b>500</b>	-	<b>10,026</b>
<b>OFFICE OF THE CHILD ADVOCATE</b>						
<b>30005 CHILD ADVOCATE DONATIONS ANCILLARY FUND</b>	400	-	400	-	-	400
<b>AGENCY TOTAL</b>	<b>400</b>	-	<b>400</b>	-	-	<b>400</b>
<b>WORKER'S COMPENSATION COMMISSION</b>						
<b>90120 OCCUPATIONAL DISEASE SURVEILLANCE PROGRAM</b>	-	97,081	97,081	97,081	-	-
<b>30050 WORKERS COMPENSATION SEMINARS</b>	34,864	-	34,864	-	-	34,864
<b>AGENCY TOTAL</b>	<b>34,864</b>	<b>97,081</b>	<b>131,945</b>	<b>97,081</b>	-	<b>34,864</b>

**SCHEDULE C-7**

	CONTINUED AND INITIAL APPROPRIATIONS	APPROPRIATION ADJUSTMENTS	TOTAL APPROPRIATIONS	EXPENDITURES	APPROPRIATIONS LAPSED	CONTINUED
<b>DEPARTMENT OF AGRICULTURE</b>						
30023 AGRICULTURE EXPOSITION	43,409	-	43,409	-	-	43,409
30096 EXPORT COMMODITY PROGRAM SUPPORT	117	-	117	-	-	117
30108 MAINTENANCE REPAIR AND IMPROVEMENT	32,337	26,100	58,437	-	-	58,437
35127 ANIMAL POPULATION CONTROL ACCOUNT	274,608	768,562	1,043,170	563,225	-	479,945
35144 CONNECTICUT CREATIVE STORE	9,159	28,735	37,894	17,712	-	20,182
35155 CONNECTICUT SEAFOOD ADVISORY COUNCIL	3,625	1,375	5,000	3,932	-	1,068
90121 WATER QUALITY TESTING - LABORATORY	59,656	-	59,656	-	-	59,656
90136 NUCLEAR EMERGENCY FUNDING	168	-	168	-	-	168
90154 WEST NILE VIRUS RESPONSE PLAN	-	76,719	76,719	76,719	-	-
<b>AGENCY TOTAL</b>	<b>423,079</b>	<b>901,491</b>	<b>1,324,570</b>	<b>661,588</b>	-	<b>662,982</b>
<b>CONNECTICUT AGRICULTURAL EXPERIMENT STATION</b>						
30052 LYME DISEASE RESEARCH	66,302	-	66,302	4,379	-	61,923
30066 CONTROL OF TICKS	15,000	-	15,000	-	-	15,000
30099 RESEARCH IN PLANT SCIENCE	410,568	108,430	518,998	211,629	-	307,369
30116 ADMINISTRATION OF GRANTS	116,003	1,606	117,609	72,704	-	44,905
30306 NOVEL STRATEGIES LYME DISEASE PREVENTION	-	-52,768	52,768	2,414	-	50,354
90106 STUDY AERIAL PESTICIDE SPRAYING	2,500	-	2,500	2,500	-	-
<b>AGENCY TOTAL</b>	<b>610,373</b>	<b>162,804</b>	<b>773,177</b>	<b>293,626</b>	-	<b>479,551</b>
<b>DEPARTMENT OF ENVIRONMENTAL PROTECTION</b>						
30007 MISCELLANEOUS GRANTS	772,351	(613,519)	158,832	118,256	-	40,576
30022 CONFERENCES & SEMINARS	119,761	6,867	126,628	(22,062)	-	148,690
30037 SHAD STUDY - CONNECTICUT RIVER	33,633	-	33,633	-	-	33,633
30109 NUCLEAR SAFETY PROGRAM	208,213	605,437	813,650	616,971	-	196,679
30115 RECREATION & NATURAL HERITAGE PROGRAM	767,798	9,499	777,297	12,243	-	765,054
30125 DIGITAL MAP GENERATION	37,613	-	37,613	24,365	-	13,248
30133 TOPSMEAD OPERATIONS	10,376	18,200	28,576	27,041	-	1,535
30147 JOINT ENFORCEMENT AGREEMENT	143,586	149,981	293,567	222,330	-	71,237
30165 RESTORE GILLETTE CASTLE PAINTINGS	3,500	-	3,500	-	-	3,500
30177 KELLOGG CONSERVATION PROGRAM	16,872	280,000	296,872	271,001	-	25,871
30203 OSBORNE CENTER DONATIONS	46,734	31,386	78,120	23,934	-	54,186
30213 NATURAL DIVERSITY BASE INVENTORIES	21,971	1,000	22,971	7,490	-	15,481
30221 ENVIRONMENTAL EDUCATION ACTIVITIES	77,444	20,364	97,808	25,526	-	72,282
30227 WHITE SANCTUARY PROGRAM	14,617	39,016	53,633	53,548	-	85
30249 ENVIRONMENTAL HEALTH ASSESSMENT	4,391	50,655	55,046	9,854	-	45,192
30255 HARKNESS MEMORIAL STATE PARK	50,905	18,786	69,691	46,157	-	23,534
30271 NON HARVESTED WILDLIFE	12,972	265	13,237	-	-	13,237
30276 LARKIN BRIDLE TRAIL	7,821	2,129	9,950	1,422	-	8,528
30283 MONITORING OF EMISSIONS	341,001	34,686	375,687	(50,191)	-	425,878
30312 CONTRIBUTION OR DONATION - COMMISSIONERS OFFICE	116,404	27,051	143,455	(773)	-	144,228
30314 CONTRIBUTION/DONATION FINANCIAL SUPPPORT	-	54,278	54,278	-	-	54,278
30319 CONTRIBUTION/DONATION BUR NATIONAL REST AREA	-	495,593	495,593	40,888	-	454,705
30320 CONTRIBUTION/DONATION OUTDOOR RECREATION	-	96,491	96,491	5,482	-	91,009
30323 CONTRIBUTION/DONATION WATER MANAGEMENT	-	83,770	83,770	-	-	83,770
30324 CONTRIBUTION/DONATION WASTE MANAGEMENT	-	11,196	11,196	3,514	-	7,682
30331 BELDING WILDLIFE MANAGEMENT AREA	36,390	-	36,390	27,504	-	8,886
35128 ENVIRONMENTAL CONSERVATION EDUCATION PROGRAM	59,754	54,226	113,980	16,896	-	97,084
35145 WETLANDS RESTORATION, PROJECTION	63,438	-	63,438	9,552	-	53,886
35169 ENVIRONMENTAL SETTLEMENTS	7,875,329	1,765,903	9,641,232	458,152	-	9,183,080
35182 SOIL CONSERVATION EQUIPMENT	71,858	-	71,858	-	-	71,858
35193 FOREST FIRE FIGHTING EQUIPMENT	26,707	16,032	42,739	13,952	-	28,787
35197 GEOLOGICAL/NATURAL HISTORY PUBLICATIONS	38,391	184,962	223,353	177,017	-	46,336
35202 RECREATION AND NATURAL HERITAGE STEWARDSHIP	800,672	9,499	810,171	37,541	-	772,630
35209 CLEAN AIR ACT	8,671,014	6,596,954	15,267,968	3,638,892	-	11,629,076
35211 LONG ISLAND SOUND DONATIONS	21,231	5,000	26,231	-	-	26,231
35212 ENDANGERED SPECIES/NATURAL AREA PRESERVATION	228,580	53,313	281,893	35,955	-	245,938
35213 STATIONARY AIR EMISSIONS MONITORING	12,597,776	4,318,806	16,916,582	3,433,689	-	13,482,893
35214 CONSERVATION TRUSTS	1,199	96,784	97,983	96,784	-	1,199
90149 LOW LEVEL RADIOACTIVE WASTE MANAGEMENT	35,898	-	35,898	35,879	-	19
<b>AGENCY TOTAL</b>	<b>33,336,200</b>	<b>14,524,610</b>	<b>47,860,810</b>	<b>9,418,809</b>	-	<b>38,442,001</b>
<b>COUNCIL ON ENVIRONMENTAL QUALITY</b>						
30006 MISCELLANEOUS DONATIONS	-	50,000	50,000	28,779	-	21,221
<b>AGENCY TOTAL</b>	-	<b>50,000</b>	<b>50,000</b>	<b>28,779</b>	-	<b>21,221</b>
<b>CONNECTICUT HISTORICAL COMMISSION</b>						
30007 MISCELLANEOUS GRANTS	137,181	(133,681)	3,500	3,500	-	-
30025 NATIONAL REGISTER INVENTORY FUND	800	(800)	-	-	-	-
30051 PLAQUE SALES	7,004	(7,004)	-	-	-	-
30078 SCULPTURE SURVEY	339	(339)	-	-	-	-
30087 ROCHAMBEAU PROJECT	24,303	(21,188)	3,115	3,115	-	-
30097 QUIN-SHET SURVEYS	614	-	614	614	-	-
30110 QUINEBAUG-SHETUCKET HERITAGE GRANT	881	(45)	836	836	-	-
30134 FREEDOM TRAIL	3,915	(2,607)	1,308	1,308	-	-
30151 HISTORICAL RESOURCE INVENTORY	19,630	(250)	19,380	19,380	-	-
30281 DONATIONS-OTHER	2,209	(209)	2,000	2,000	-	-

**SCHEDULE C-7**

	CONTINUED	APPROPRIATION	TOTAL	EXPENDITURES	APPROPRIATIONS	
	AND INITIAL				ADJUSTMENTS	APPROPRIATIONS
35129 MUSEUM ENHANCEMENT FUND	58,248	(36,255)	21,993	22,018	-	(25)
90357 MUSEUM PUBLICATION PROJECT - CRANDALL	25,000	(22,435)	2,565	2,565	-	-
<b>AGENCY TOTAL</b>	<b>280,124</b>	<b>(224,813)</b>	<b>55,311</b>	<b>55,336</b>	-	<b>(25)</b>

**COMMISSION ON ARTS, TOURISM, CULTURE, HISTORY AND FILM**

30007 MISCELLANEOUS GRANTS	-	169,547	169,547	330	-	169,217
35165 PUBLICIZE FREEDOM TRAIL	-	10,000	10,000	-	-	10,000
30025 NATIONAL REGISTER INVENTORY FUND	-	800	800	-	-	800
30051 PLAQUE SALES	-	12,216	12,216	-	-	12,216
30078 SCULPTURE SURVEY	-	1,589	1,589	16	-	1,573
30087 ROCHAMBEAU PROJECT	-	21,388	21,388	200	-	21,188
30110 QUINEBAUG-SHETUCKET HERITAGE GRANT	-	45	45	-	-	45
30134 FREEDOM TRAIL	-	2,607	2,607	-	-	2,607
30151 HISTORICAL RESOURCE INVENTORY	-	250	250	-	-	250
30207 TOURISM COUNCIL'S SCHOLARSHIP	-	43,119	43,119	(4,731)	-	47,850
30281 DONATIONS-OTHER	-	209	209	-	-	209
35129 MUSEUM ENHANCEMENT FUND	-	57,198	57,198	3,448	-	53,750
35185 LILA WALLACE READER DIGEST	-	222,164	222,164	48,580	-	173,584
90222 ART IN PUBLIC SPACES	-	262,148	262,148	60,000	-	202,148
90226 CT COLLECTION	-	67,749	67,749	-	-	67,749
90357 MUSEUM PUBLICATION PROJECT - CRANDALL	-	22,435	22,435	22,435	-	-
<b>AGENCY TOTAL</b>	-	<b>893,464</b>	<b>893,464</b>	<b>130,278</b>	-	<b>763,186</b>

**DEPARTMENT OF ECONOMIC AND COMMUNITY DEVELOPMENT**

30008 BRIDGEPORT DOWNTOWN DEVELOPMENT PLAN	250,000	-	250,000	-	-	250,000
30026 EASTERN STATES EXPOSITION	17,133	130,795	147,928	102,039	-	45,889
30098 NAUGATUCK VALLEY LOANS	1,642,730	134,071	1,776,801	-	-	1,776,801
30178 INTERNATIONAL TRADE ACCOUNT	53,499	-	53,499	-	-	53,499
30207 TOURISM COUNCIL'S SCHOLARSHIP	43,119	(42,702)	417	-	-	417
30322 HARTFORD CIVIC CENTER REDEVELOPMENT PROJECT	90,000	-	90,000	80,034	-	9,966
30336 SOUTHTON INDUSTRIAL PARK STUDY	-	100,000	100,000	84,755	-	15,245
35130 DRY CLEANING ESTABLISHMENT REMEDIATION	3,660,546	-	3,660,546	279,186	-	3,381,360
35146 JOB INCENTIVE	-	329	329	-	-	329
35157 TOURISM	518,376	668,321	1,186,697	971,561	-	215,136
35165 PUBLICIZE FREEDOM TRAIL	10,000	(10,000)	-	-	-	-
35170 MRD ESCROW	2,003,120	11,558	2,014,678	19,163	-	1,995,515
35173 MRS ESCROW	10,006	101	10,107	-	-	10,107
35175 DRY CLEANING ESTABLISHMENT REMEDIATION - ADMIN	704,555	-	704,555	50,229	-	654,326
35194 CONNECTICUT FILM VIDEO & MEDIA OFFICE	107,261	6	107,267	162,703	-	(55,436)
90131 CENTER FOR MANUFACTURING NETWORKS AT CCSU	15,746	-	15,746	-	-	15,746
90144 NAUGATUCK VALLEY ADMINISTRATION	171,957	-	171,957	113,096	-	58,861
90192 HAZARDOUS WASTE SITE CLEAN UP	196,152	-	196,152	-	-	196,152
90225 LONG ISLAND SOUND LOBSTER FISHERY	139,861	-	139,861	55,000	-	84,861
90338 SUPPORTIVE HOUSING PILOT PROGRAM	3,000,000	-	3,000,000	1,525,000	-	1,475,000
<b>AGENCY TOTAL</b>	<b>12,634,061</b>	<b>992,479</b>	<b>13,626,540</b>	<b>3,442,766</b>	-	<b>10,183,774</b>

**CONNECTICUT DEVELOPMENT AUTHORITY**

30009 INDUSTRIAL ASSISTANCE	49,885	2,860,000	2,909,885	3,230,422	-	(320,537)
<b>AGENCY TOTAL</b>	<b>49,885</b>	<b>2,860,000</b>	<b>2,909,885</b>	<b>3,230,422</b>	-	<b>(320,537)</b>

**DEPARTMENT OF PUBLIC HEALTH**

30010 TUBERCULOSIS CARE CONTRIBUTIONS	5,000	-	5,000	-	-	5,000
30038 INFANT NUTRITION INITIATIVE	94,058	-	94,058	-	-	94,058
30067 HEPATITIS C PROGRAM	13,772	-	13,772	1,496	-	12,276
30088 MULTICULTURAL SUMMIT	4,368	-	4,368	-	-	4,368
30100 SMOKING CESSATION	106,963	500,000	606,963	445,694	-	161,269
30117 SMOKING COUNTER MARKETING	87,500	-	87,500	-	-	87,500
30166 CULTURAL DIVERSITY & ORAL HEALTH CARE ACCESS	1	-	1	-	-	1
30187 PANDEMIC INFLUENZA: A PLANNING GUIDE	7,641	-	7,641	48	-	7,593
30216 EMERGENCY MEDICAL TECHNICIAN PROGRAM	12,686	8,730	21,416	(23,031)	-	44,447
30222 CHRONIC DISEASE EPIDEMIOLOGIST	10,179	-	10,179	16,632	-	(6,453)
30232 WOMAN'S HEALTH SUMMIT	2,094	-	2,094	-	-	2,094
30240 ENVIRONMENTAL ENHANCEMENT - FOODBORNE OUTBREAK	18,658	-	18,658	-	-	18,658
30309 PREVENTION RESEARCH COLLABORATION	9,944	-	9,944	-	-	9,944
30310 ANNUAL EMERGING INFECTIONS MEETING	184	-	184	(500)	-	684
30313 ASTHMA EDUCATION	1,000	-	1,000	1,000	-	-
30316 SUPPORT EARLY HEAD START ORAL HEALTH FORUM	5,000	-	5,000	5,000	-	-
30330 AETNA FOUNDATION - COMMUNITY DIABETES EDUCATION	3,762	15,000	18,762	3,240	-	15,522
30348 DENTAL LOAN REPAYMENT PROGRAM	-	50,000	50,000	44,751	-	5,249
30366 CARE GIVER CONFERENCE	-	18,216	18,216	2,800	-	15,416
35131 RAPE CRISIS SERVICES	12,122	155,717	167,839	149,692	-	18,147
35147 BREAST CANCER - INCOME TAX CONTRIBUTION	258,349	70,246	328,595	112,875	-	215,720
35158 OSTEOPOROSIS AWARENESS AND EDUCATION	2,345	-	2,345	-	-	2,345
35177 BREAST & CERVICAL CANCER TREATMENT	-	4,874	4,874	-	-	4,874
35226 AIDS RESEARCH EDUCATION FUND	174,669	40,029	214,698	49,704	-	164,994
35231 ADULT BLOOD LEAD EPIDEMIOLOGY/ SURVEILLANCE	(808)	25,280	24,472	23,673	-	799
35249 EARLY CHILDHOOD ORAL HEALTH TRAINING	-	345,000	345,000	179,629	-	165,371
35254 ASTHMA CONFERENCE	4,600	2,000	6,600	4,600	-	2,000

**SCHEDULE C-7**

	CONTINUED AND INITIAL		TOTAL		APPROPRIATIONS	
	APPROPRIATIONS	ADJUSTMENTS	APPROPRIATIONS	EXPENDITURES	LAPSED	CONTINUED
35265 INDOOR AIR PROGRAM ANNUAL MEETING	376	-	376	-	-	376
42003 NORTHWESTERN REPAIRS FOR FOUNDERS HALL	-	-	-	1,714	-	(1,714)
90175 COMPUTER TRAINING FOR P1 UNION MEMBERS	1,652	-	1,652	-	-	1,652
90221 DAY CARE LICENSING	7,187	498,678	505,865	600,506	-	(94,641)
90238 ENVIRONMENTAL TEST - THE UNIVERSITY OF CONNECTICUT	856	-	856	-	-	856
90295 ENHANCED 911 TELECOMMUNICATIONS FUND	686,078	250,000	936,078	55,338	-	880,740
90299 OCCUPATIONAL HEALTH CLINICS	13,391	56,449	69,840	55,241	-	14,599
90333 CLINICAL FUSION TRAINING	786	-	786	-	-	786
90335 INTIMATE PARTNER VIOLENCE PREVENTION	50,000	-	50,000	-	-	50,000
<b>AGENCY TOTAL</b>	<b>1,594,413</b>	<b>2,040,219</b>	<b>3,634,632</b>	<b>1,730,102</b>	-	<b>1,904,530</b>
<b>OFFICE OF HEALTH CARE ACCESS</b>						
30329 HEALTHCARE INITIATIVE EXPANSION, VALUE & EFFICIENCY	30,359	-	30,359	-	-	30,359
90247 CONNECTICUT'S ACUTE CARE HOSPITALS - SERVICE TRENDS	328	-	328	-	-	328
<b>AGENCY TOTAL</b>	<b>30,687</b>	-	<b>30,687</b>	-	-	<b>30,687</b>
<b>DEPARTMENT OF MENTAL RETARDATION</b>						
30006 DONATIONS	2,025	-	2,025	-	-	2,025
30089 PCMR TEAM CT	377	-	377	-	-	377
30101 DEVELOPMENTAL DISABILITIES CONFERENCES	7,215	775	7,990	2,799	-	5,191
30112 SELF-DETERMINATIONS CONFERENCE	148	20,899	21,047	19,192	-	1,855
30118 CAMP QUTNEBAUG DONATION	1,223	62,524	63,747	44,588	-	19,159
30135 DONATIONS - ARTWORK EXHIBITION	1,000	-	1,000	-	-	1,000
30161 SELF-DETERMINATION - DEVELOPMENTAL DISABILITTES	6,486	-	6,486	-	-	6,486
35159 FAMILY DEVELOPMENT TRAINING & CREDENTIALING	3,616	-	3,616	-	-	3,616
90122 QWL - EMPLOYEE ASSISTANCE PROGRAM	92,908	(34,351)	58,557	-	-	58,557
90132 QUALITY OF WORK LIFE	58,556	109,565	168,121	68,832	-	99,289
90137 1199 EDUCATION & TRAINING TECHNOLOGY GRANT	11,471	-	11,471	-	-	11,471
90162 GOVERNOR'S CAREER INTERNSHIP PROGRAM	2,755	-	2,755	-	-	2,755
90166 PRE-PLACEMENT PHYSICALS & JOB DESCRIPTION REWRITES	-	17,760	17,760	17,760	-	-
90212 SPECIAL TRAINING FOR THE DEAF & BLIND	6,786	35,000	41,786	33,431	-	8,355
<b>AGENCY TOTAL</b>	<b>194,566</b>	<b>212,172</b>	<b>406,738</b>	<b>186,602</b>	-	<b>220,136</b>
<b>DEPARTMENT OF MENTAL HEALTH AND ADDICTION SERVICES</b>						
30011 GENERAL EDUCATION	5,688	-	5,688	-	-	5,688
30012 MISCELLANEOUS PRIVATE DONATION	500	-	500	213	-	287
30068 CONTINUING MEDICAL EDUCATION	1,132	-	1,132	1,029	-	103
30090 CHAPLAINCY EDUCATION	3,517	-	3,517	-	-	3,517
30140 DRUG RESEARCH FOR SCHIZOPHRENIA	20,605	-	20,605	-	-	20,605
30153 ZIPRAZIDONE & HALOPERIDOL INPATIENT RESEARCH	74,253	-	74,253	2,491	-	71,762
30157 ZIPRAZIDONE OUTPATIENT RESEARCH	10,421	-	10,421	1,218	-	9,203
30174 PRIVATE DONATIONS - BLUE HILLS HOSPITAL	4,590	-	4,590	-	-	4,590
30199 ATYPICAL ANTI-PSYCHOTIC MEDICATIONS OUTCOME	20,318	-	20,318	6,520	-	13,798
30262 OLMSTEAD FINANCIAL SUPPORT AWARD	20,000	30,000	50,000	50,000	-	-
30268 ACT - DUALY DIAGNOSED CLIENTS - LONG TERM FOLLOW-UP	138,574	147,023	285,597	107,362	-	178,235
30272 PACCT	3,900	81,250	85,150	49,932	-	35,218
30294 DISPROPORTIONATE SHARE - PERSONAL SERVICES	-	103,335,000	103,335,000	103,335,000	-	-
30298 DISPROPORTIONATE SHARE - OTHER EXPENSES	-	2,600,000	2,600,000	2,600,000	-	-
30337 SAFE SCHOOLS/HEALTHY STUDENTS	-	4,000	4,000	4,000	-	-
30358 RECOVERY PURCHASING PROJECT	-	150,000	150,000	100,000	-	50,000
30367 OFFICE PROBATE COURT POSTDOCTORAL	-	23,000	23,000	23,000	-	-
35148 DRUG ASSETS FORFEITURE REVOLVING ACCOUNT	229,399	525,949	755,348	404,774	-	350,574
35160 COMMUNITY MENTAL HEALTH STRATEGIC INVESTMENT	10,367,267	106,313	10,473,580	7,417,523	-	3,056,057
35166 PRE-TRIAL ACCOUNT	2,591,504	4,075,242	6,666,746	2,762,566	-	3,904,180
35198 COMPULSIVE GAMBLERS PROGRAM	577,979	1,408,640	1,986,619	1,765,115	-	221,504
90123 QUALITY OF WORK LIFE/QUARTER CENTURY CLUB	65,286	46,756	112,042	57,734	-	54,308
90153 FITNESS CENTER	11,703	-	11,703	10,422	-	1,281
90170 SDE FUNDING	15,517	588,781	604,298	597,449	-	6,849
90213 HEALTH EDUCATION FOR RECOVERY	766	-	766	-	-	766
90231 SUPPORT PROGRAMS FOR SHARED POPULATIONS	4,275,595	1,790,411	6,066,006	257,013	-	5,808,993
90239 TOBACCO SETTLEMENT FUNDS	1,732	-	1,732	-	-	1,732
90245 RESIDENTIAL SUBSTANCE ABUSE TREATMENT SERVICES	25,462	1,181,975	1,207,437	1,185,613	-	21,824
90250 FATHERHOOD INITIATIVE PROJECT	7,500	-	7,500	-	-	7,500
90265 YOUNG OFFENDER MODEL - STATE	22,310	100,926	123,236	57,559	-	65,677
90317 WILLIMANTIC TREATMENT ADVOCATE FEDERAL	-	5,000	5,000	2,500	-	2,500
90364 ALTERNATE DRUG INTERVENTION - STATE	-	56,250	56,250	27,222	-	29,028
<b>AGENCY TOTAL</b>	<b>18,495,518</b>	<b>116,256,516</b>	<b>134,752,034</b>	<b>120,826,255</b>	-	<b>13,925,779</b>
<b>DEPARTMENT OF SOCIAL SERVICES</b>						
30022 CONFERENCE FEES	20,859	1,500	22,359	-	-	22,359
30091 OUT-STATIONED ELIGIBILITY WORKERS	9,696	873,510	883,206	676,085	-	207,121
30103 FATHERHOOD INITIATIVE DONATIONS	25,000	-	25,000	-	-	25,000
30148 DARTMOUTH SUPPORTED EMPLOYMENT	29,913	-	29,913	-	-	29,913
30211 TRAVELERS GROUP	1,464	-	1,464	235	-	1,229
30214 CONTINUED ACCESS FOR CONNECTICUT FAMILIES	9,773	52,975	62,748	-	-	62,748
30217 CHILDREN'S BEHAVIORAL HEALTH REFORM INITIATIVE	-	80,000	80,000	-	-	80,000
30228 SUPPORT SYSTEM FOR EARLY CARE PROJECT	31,470	45,300	76,770	1,831	-	74,939
30234 COMMISSION ON AGING DONATIONS	2,522	625	3,147	-	-	3,147
30242 RELATIVES AS PARENTS PROGRAM	5	-	5	-	-	5

**SCHEDULE C-7**

	CONTINUED AND INITIAL APPROPRIATIONS		APPROPRIATION ADJUSTMENTS	TOTAL APPROPRIATIONS		EXPENDITURES	APPROPRIATIONS	
	APPROPRIATIONS			APPROPRIATIONS			LAPSED	CONTINUED
30253 WESTAT PERFORMANCE OUTCOME MEASURES	282	-	-	282	-	-	-	282
30258 REHAB-CO-FUND TRANSITION SCHOOL TO WORK AGREEMENTS	10,069	11,403	-	21,472	21,472	-	-	-
30274 MANAGED CARE ORGANIZATION REINVESTMENT	1,257,012	300,000	-	1,557,012	160,247	-	-	1,396,765
30291 DMHAS REHABILITATION EMPLOYMENT PROJECT	-	54,580	-	54,580	59,864	-	-	(5,284)
30334 ACS HEALTHCARE	-	59,000	-	59,000	59,000	-	-	-
30345 MYLAN LAB ALZHEIMERS	-	463,831	-	463,831	-	-	-	463,831
35132 SHELTER SERVICES FOR VICTIMS OF HOUSEHOLD ABUSE	13,704	187,854	-	201,558	75,175	-	-	126,383
35161 HOPWA FUNDS FROM THE CITY OF HARTFORD	24,134	-	-	24,134	-	-	-	24,134
35167 SAFETY NET SERVICES ACCOUNT	154,454	25,548	-	180,002	13,028	-	-	166,974
35183 PSYCHIATRIC REINSURANCE PAYMENTS - MEDICAID	230,121	18,657,474	-	18,887,595	18,752,253	-	-	135,342
35225 ORGAN TRANSPLANT	3,740	34,468	-	38,208	28,240	-	-	9,968
90163 MISCELLANEOUS PRIVATE FUNDING	-	10,000	-	10,000	10,000	-	-	-
90214 SECURITY DEPOSIT PROGRAM	319,591	-	-	319,591	280,800	-	-	38,791
90248 EMPLOYMENT SERVICES SPECIAL BENEFITS	-	750,000	-	750,000	750,000	-	-	-
90255 DOL WELFARE TO WORK TRANSPORTATION	52,431	-	-	52,431	-	-	-	52,431
90275 CHILDREN'S BEHAVIORAL HEALTH	297,467	-	-	297,467	10,247	-	-	287,220
90294 ABI WAIVER	180,000	-	-	180,000	22,000	-	-	158,000
<b>AGENCY TOTAL</b>	<b>2,673,707</b>	<b>21,608,068</b>	-	<b>24,281,775</b>	<b>20,920,477</b>	-	-	<b>3,361,298</b>
<b>SOLDIERS, SAILORS AND MARINES</b>								
30012 PRIVATE DONATIONS	2,385	-	-	2,385	-	-	-	2,385
<b>AGENCY TOTAL</b>	<b>2,385</b>	-	-	<b>2,385</b>	-	-	-	<b>2,385</b>
<b>DEPARTMENT OF EDUCATION</b>								
30007 MISCELLANEOUS GRANTS	1,100	1,300	-	2,400	1,092	-	-	1,308
30141 NEW OPPORTUNITIES FOR WATERBURY (NOW) - BVTP - CNA	5,469	15,498	-	20,967	19,236	-	-	1,731
30215 REWARDING YOUTH ACHIEVEMENT	2,562	26,920	-	29,482	26,397	-	-	3,085
30224 BRIDGEPORT 21ST CENTURY GRANT	-	36,191	-	36,191	36,090	-	-	101
30247 POTENTIAL RESEARCH - BEGINNING TEACHERS PORTFOLIOS	19,800	-	-	19,800	8,500	-	-	11,300
30251 KAYNOR FAMILY FUND DIGITAL CLASSROOMS	-	71,314	-	71,314	-	-	-	71,314
30254 THE CHARLES E GOOLEY MENTORSHIP PROGRAM	28,073	-	-	28,073	18,899	-	-	9,174
30256 STATE ACTION FOR EDUCATION LEADERSHIP PROJECT	20,882	47,500	-	68,382	62,004	-	-	6,378
30279 SAFE LEARNING GRANT	25,201	-	-	25,201	(36,473)	-	-	61,674
30287 CONNECTICUT TEACHER OF THE YEAR PROGRAM	4,335	20,000	-	24,335	18,471	-	-	5,864
30311 WORKFORCE INVESTMENT ACT (WIA) INCENTIVE GRANT	162,490	-	-	162,490	162,490	-	-	-
30332 SHOP EDUCATIONAL PROGRAM	-	3,600	-	3,600	1,340	-	-	2,260
30333 NAMES CAN REALLY HURT US	-	3,000	-	3,000	3,000	-	-	-
30341 DRUG FREE COMMUNITIES SUPPORT	-	1,600	-	1,600	-	-	-	1,600
30346 STATE ANALYSIS GRANT PROJECT	-	6,000	-	6,000	6,000	-	-	-
30351 STATEWIDE AFTER SCHOOL NETWORK	-	75,000	-	75,000	739	-	-	74,261
35184 TECHNICAL SCHOOL LUNCHES	2,224,338	131,634	-	2,355,972	2,134,786	-	-	221,186
90188 COMPOSTING PROJECT - ABBOTT RVTS	1,430	-	-	1,430	1,428	-	-	2
90218 INTERDISTRICT COOPERATION INTRA-AGENCY TRANSFER	-	115,000	-	115,000	114,000	-	-	1,000
90242 DSS SCHOOL READINESS	-	1,141,486	-	1,141,486	1,140,522	-	-	964
90331 TECHNOLOGY INFRASTRUCTURE	5,048	-	-	5,048	5,048	-	-	-
90334 DIGITAL CLASSROOM ELECTRONIC PORTFOLIO SYSTEM	22,750	-	-	22,750	22,750	-	-	-
90336 BEST MENTORSHIP PROGRAM IN THE RVTSS	1,450	-	-	1,450	1,450	-	-	-
<b>AGENCY TOTAL</b>	<b>2,524,928</b>	<b>1,696,043</b>	-	<b>4,220,971</b>	<b>3,747,769</b>	-	-	<b>473,202</b>
<b>BOARD OF EDUCATION AND SERVICES FOR THE BLIND</b>								
30013 LIONS CLUBS WORKSHOP FUND	1,042	14	-	1,056	1,047	-	-	9
30030 FEUCHTWANGER FUND	7,041	85	-	7,126	-	-	-	7,126
30042 FRAUENHOFER FUND	16,979	205	-	17,184	-	-	-	17,184
30056 NEW HAVEN COUNTY COTTON FUND	29,235	71,373	-	100,608	-	-	-	100,608
30070 GRANTS	25,276	7,956	-	33,232	801	-	-	32,431
30092 SARA BROWN FUND	255,489	3,081	-	258,570	-	-	-	258,570
30104 CHARLES PRECOURT MEMORIAL FUND	3,365	41	-	3,406	-	-	-	3,406
30113 ANN CROTEAU MEMORIAL FUND	8,012	97	-	8,109	-	-	-	8,109
30129 LOW VISION CENTER	1,159	122	-	1,281	1,159	-	-	122
30142 SUMMER INDEPENDENT LIVING PROGRAM FOR CHILDREN	4,233	75	-	4,308	-	-	-	4,308
30145 BLACKFORD TRUST	20,835	19,286	-	40,121	12,939	-	-	27,182
35133 SALES AND SERVICES - INDUSTRIES	239,395	426,253	-	665,648	100	-	-	665,548
35149 SALES AND SERVICES - BUSINESS ENTERPRISE PROGRAM	3,602,216	2,289,073	-	5,891,289	2,660,584	-	-	3,230,705
90171 DMR BIRTH TO 3 SERVICE COORDINATION	66,769	34,340	-	101,109	16,536	-	-	84,573
90312 MARY C COLLINS FUND	132,518	-	-	132,518	-	-	-	132,518
<b>AGENCY TOTAL</b>	<b>4,413,564</b>	<b>2,852,001</b>	-	<b>7,265,565</b>	<b>2,693,166</b>	-	-	<b>4,572,399</b>
<b>COMMISSION ON THE DEAF AND HEARING IMPAIRED</b>								
30006 MISCELLANEOUS DONATIONS	330	-	-	330	-	-	-	330
30031 EDUCATIONAL & CULTURAL EVENTS	1,765	-	-	1,765	200	-	-	1,565
30043 TELECOMMUNICATIONS EQUIPMENT	22,347	-	-	22,347	-	-	-	22,347
30057 TELEPHONE-TELETYPE MESSAGE RELAY SERVICE	701	-	-	701	-	-	-	701
90139 DSS REORGANIZATION	24	-	-	24	-	-	-	24
<b>AGENCY TOTAL</b>	<b>25,167</b>	-	-	<b>25,167</b>	<b>200</b>	-	-	<b>24,967</b>
<b>STATE LIBRARY</b>								
30007 MISCELLANEOUS GRANTS	7,151	399	-	7,550	6,525	-	-	1,025
30082 CONNECTICUT STATE LIBRARY ACCOUNT	98,901	2,843	-	101,744	8,152	-	-	93,592

**SCHEDULE C-7**

	CONTINUED AND INITIAL APPROPRIATIONS	APPROPRIATION ADJUSTMENTS	TOTAL APPROPRIATIONS	EXPENDITURES	APPROPRIATIONS LAPSED	CONTINUED
30093 STATE LIBRARY INSTITUTIONAL ACCOUNT	2,076,221	47,672	2,123,893	50,051	-	2,073,842
30152 CONNECTICUT UNION LIST OF SERIALS	2,566	15,295	17,861	600	-	17,261
30175 CHILDREN'S INFORMATION WEBSITE	57,134	-	57,134	21,805	-	35,329
30365 GATES FOUNDATION	-	18,160	18,160	2,700	-	15,460
30375 CONNECTICUT HISTORY ONLINE	-	45,604	45,604	45,604	-	-
35134 CULTURAL HERITAGE DEVELOPMENT ACCOUNT	239,734	-	239,734	239,734	-	-
35150 HISTORIC DOCUMENTS PRESERVATION ACCOUNT	3,406,949	2,318,931	5,725,880	1,798,946	-	3,926,934
35185 LILA WALLACE READER'S DIGEST FUND	248,632	(222,164)	26,468	26,468	-	-
90222 ART IN PUBLIC SPACES - DEPARTMENT OF EDUCATION	262,148	(262,148)	-	-	-	-
90226 CONNECTICUT COLLECTION - DEPARTMENT OF EDUCATION	67,749	(67,749)	-	-	-	-
<b>AGENCY TOTAL</b>	<b>6,467,185</b>	<b>1,896,843</b>	<b>8,364,028</b>	<b>2,200,585</b>	<b>-</b>	<b>6,163,443</b>
<b>DEPARTMENT OF HIGHER EDUCATION</b>						
30014 MISCELLANEOUS GRANTS	35,355	-	35,355	12,178	-	23,177
30032 GERMANY SISTER STATE EXCHANGE PROGRAM	60,834	17,610	78,444	1,779	-	76,665
30058 REPAYMENT OF DOUGLAS TEACHER LOANS	43,448	24,145	67,593	-	-	67,593
30072 ALTERNATE ROUTE TO CERTIFICATION	696,730	1,100,494	1,797,224	1,079,634	-	717,590
30360 PRIVATE OCCUPATIONAL SCHOOL LETTER OF CREDIT	-	10,000	10,000	-	-	10,000
35135 PRIVATE OCCUPATIONAL SCHOOL STUDENT PROTECTION	2,413,162	215,142	2,628,304	37,586	-	2,590,718
35151 CONNECTICUT FUTURES	2,375,029	28,640	2,403,669	-	-	2,403,669
<b>AGENCY TOTAL</b>	<b>5,624,558</b>	<b>1,396,031</b>	<b>7,020,589</b>	<b>1,131,177</b>	<b>-</b>	<b>5,889,412</b>
<b>CHARTER OAK COLLEGE</b>						
30119 DAVIS GRANT	12,853	119,999	132,852	124,798	-	8,054
35186 BOARD FOR STATE ACADEMIC AWARDS OPERATING FUND	1,385,345	7,223,642	8,608,987	6,737,219	-	1,871,768
90140 DHE-CONNCS GRANT	150	10,000	10,150	10,000	-	150
<b>AGENCY TOTAL</b>	<b>1,398,348</b>	<b>7,353,641</b>	<b>8,751,989</b>	<b>6,872,017</b>	<b>-</b>	<b>1,879,972</b>
<b>DEPARTMENT OF CORRECTION</b>						
30015 CORRECTION MEMORIAL FUND	31,879	(20,472)	11,407	2,527	-	8,880
30022 SEMINARS & CONFERENCES	25	-	25	-	-	25
30073 SALE OF ENFIELD PROPERTY	37,750	-	37,750	-	-	37,750
30158 NELLIE-MAE FOUNDATION - ABE TO COLLEGE TRANSITION	33	-	33	-	-	33
30200 JOB OPPORTUNITIES PROGRAM	4,165	24,855	29,020	14,191	-	14,829
30315 ADULT BASIC EDUCATION TO COLLEGE TRANSITION GRANT	41,503	44,158	85,661	59,637	-	26,024
35137 CORRECTIONAL GENERAL WELFARE FUND	3,310,114	(2,866,127)	443,987	310,724	-	133,263
35187 CULINARY ARTS PROGRAM	59,644	584,688	644,332	268,909	-	375,423
90116 AUTOMATED CASE NOTES	-	3,191	3,191	991	-	2,200
90133 RE-ENTRY PREVENTION PROGRAM (BRIDGEPORT PILOT)	-	45,947	45,947	45,947	-	-
90158 VOITIS DRUG TREATMENT	-	72,269	72,269	64,671	-	7,598
90167 CORRECTIONAL MANAGED HEALTH CARE PROGRAM	14,217	-	14,217	14,217	-	-
90314 RESIDENTIAL SUBSTANCE ABUSE TREATMENT -PRISONERS	22,621	197,364	219,985	157,113	-	62,872
90330 TECH PREP BERGIN CI	1,540	3,259	4,799	2,706	-	2,093
90332 TECH PREP BROOKLYN CI	15	-	15	15	-	-
90371 VOITIS DRUG TREATMENT	22,793	29,207	52,000	-	-	52,000
<b>AGENCY TOTAL</b>	<b>3,546,299</b>	<b>(1,881,661)</b>	<b>1,664,638</b>	<b>941,648</b>	<b>-</b>	<b>722,990</b>
<b>BOARD OF PAROLE</b>						
90108 VICTIM SERVICES PROGRAM	4,564	-	4,564	4,564	-	-
90116 AUTOMATED CASE NOTES	3,191	(3,191)	-	-	-	-
<b>AGENCY TOTAL</b>	<b>7,755</b>	<b>(3,191)</b>	<b>4,564</b>	<b>4,564</b>	<b>-</b>	<b>-</b>
<b>DEPARTMENT OF CHILDREN AND FAMILIES</b>						
30016 WILDERNESS SCHOOL PROGRAM	4,338	53,256	57,594	12,033	-	45,561
30017 PASTORAL EDUCATION	4,823	-	4,823	-	-	4,823
30045 OUR KID	11,041	-	11,041	11,041	-	-
30059 SCHOLARSHIP FUND	981	-	981	-	-	981
30074 CHARLES F. BROWNING FUND	903	-	903	-	-	903
30084 RICHARD A. FORESTER MEMORIAL FUND	10,821	92	10,913	-	-	10,913
30120 CHAPS INDEPENDENT LIVING	827	-	827	-	-	827
30131 CHILDREN'S WELFARE FUND	8,461	116	8,577	-	-	8,577
30219 CHILDREN'S TRUST FUND	-	1,387	1,387	-	-	1,387
30229 TREATMENT AFTERCARE - JUVENILE OFFENDERS EXPANSION	37,500	50,000	87,500	87,500	-	-
30260 EARLY CHILDHOOD CONSULTATION	259,252	572,968	832,220	831,720	-	500
30265 FLEXIBLE FUNDING FOR NON-DCF CHILDREN	45,529	295,000	340,529	339,948	-	581
30270 K THRU 12 MENTAL HEALTH SERVICES	495,122	180,917	676,039	676,039	-	-
30275 JUVENILE JUSTICE INTERMEDIATE EVALUATION	387,829	241,200	629,029	629,029	-	-
30278 STATEWIDE SYSTEM OF INTENSIVE IN-HOME SERVICES	256,983	658,010	914,993	914,992	-	1
30303 PARENTS TRUST FUND	90,000	-	90,000	90,000	-	-
30347 CHILD NUTRITION PROGRAM	-	309,857	309,857	257,582	-	52,275
90117 FORENSIC UNIT AT RIVERVIEW HOSPITAL	2	-	2	-	-	2
90150 MISCELLANEOUS PUBLIC WORKS PROJECTS	25,000	-	25,000	-	-	25,000
90168 CHILD CARE ASSISTANCE PROGRAM	-	20,000	20,000	20,000	-	-
90172 YOUTH DEVELOPMENT SPECIAL NEEDS	3,878	-	3,878	-	-	3,878
90184 PAROLE REVOCATION PROGRAM	17,132	-	17,132	-	-	17,132
90195 INTENSIVE AFTERCARE BYRNE GRANT	-	41,250	41,250	41,250	-	-
90210 PPD & PHYSICALS	-	41,210	41,210	41,120	-	90
90215 SUBSTANCE ABUSE TREATMENT SERVICES - LONG LANE	4,899	-	4,899	4,899	-	-
90223 TREATMENT AFTERCARE FOR JUVENILE OFFENDERS	51,150	133,790	184,940	184,940	-	-

**SCHEDULE C-7**

	CONTINUED AND INITIAL APPROPRIATIONS		APPROPRIATION ADJUSTMENTS	TOTAL APPROPRIATIONS	EXPENDITURES	APPROPRIATIONS	
	LAPSED	CONTINUED				LAPSED	CONTINUED
90297 EMERGENCY UPGRADES		1,268	-	1,268	-	-	1,268
90316 SPECIAL TREATMENT FOR JUVENILES - SEX BEHAVIORS		-	10,000	10,000	-	-	10,000
<b>AGENCY TOTAL</b>		<b>1,717,739</b>	<b>2,609,053</b>	<b>4,326,792</b>	<b>4,142,093</b>		<b>184,699</b>
<b>COUNCIL TO ADMINISTER THE CHILDREN'S TRUST FUND</b>							
30219 CHILDREN'S TRUST FUND		374,543	136,745	511,288	107,553	-	403,735
30237 FAMILY DEVELOPMENT CREDENTIAL PROGRAM		52,811	20,701	73,512	12,080	-	61,432
30239 HARTFORD COMMUNITY PARTNERSHIP		29,468	-	29,468	29,468	-	-
<b>AGENCY TOTAL</b>		<b>456,822</b>	<b>157,446</b>	<b>614,268</b>	<b>149,101</b>		<b>465,167</b>
<b>JUDICIAL DEPARTMENT</b>							
30238 LAW LIBRARY - DONATED COPIER RECEIPTS		208,411	5,155	213,566	409	-	213,157
35188 DERBY COURTHOUSE MAINTENANCE RESERVE		1,318,700	65,914	1,384,614	-	-	1,384,614
35195 MERIDEN COURTHOUSE MAINTENANCE RESERVE		1,284,819	83,613	1,368,432	-	-	1,368,432
35199 JUDICIAL DATA PROCESSING OPERATIONS REVOLVING		465,622	213,675	679,297	250	-	679,047
35203 CRIMINAL VIOLENCE VICTIMS' ESCROW		2,119	25	2,144	-	-	2,144
35205 CLIENT SECURITY FUND		5,679,110	439,783	6,118,893	514,790	-	5,604,103
35302 COMMUNITY SERVICE LABOR PROGRAM		-	299,885	299,885	-	-	299,885
90281 BOARD OF PAROLE RESIDENTIAL/NON-RESIDENTIAL SERVICE		-	3,498,823	3,498,823	3,493,523	-	5,300
90322 HARTFORD EXPANDED ADVOCATE SERVICES GRANT		1,147	-	1,147	1,147	-	-
90323 ENHANCED JUVENILE SUPERVISION		-	1,900	1,900	1,900	-	-
90324 DOMESTIC VIOLENCE SANCTIONS PROJECT		-	7,500	7,500	7,500	-	-
90325 ON-LINE BOOKING JUDICIAL SUPPORT		6,074	15,784	21,858	-	-	21,858
90326 CMIS - CONNECTIVITY EXPANSION		1,414	-	1,414	1,080	-	334
90327 AUTOMATED CASE PLAN		1,875	11,425	13,300	13,300	-	-
90341 INTENSIVE SUPERVISION SEX OFFENDER - HARTFORD		15,842	-	15,842	16,029	-	(187)
90342 JURY MASTER FILE AND CUSTOMER SERVICE ENHANCEMENT		10,120	-	10,120	6,890	-	3,230
90349 WATERBURY COMMUNITY COURT (STATE LEVEL)		2,708	-	2,708	2,708	-	-
90350 WATERBURY COMMUNITY COURT (STATE LEVEL)		428	-	428	428	-	-
90351 COURTHOUSE SECURITY AND ANTI-TERRORISM PILOT		28	-	28	28	-	-
90354 PAPERLESS RE-ARREST WARRANT SYSTEM		6,000	9,020	15,020	6,000	-	9,020
90356 COURT OPERATIONS IMPROVEMENT PROJECT - 3		34,453	8,125	42,578	42,578	-	-
90360 STATUTE FILE APPLICATIONS		6,000	13,420	19,420	-	-	19,420
90362 JURY MASTER FILE & CUSTOMER SERVICE		-	35,557	35,557	33,616	-	1,941
90363 JURY MASTER FILE & CUSTOMER SERVICE		-	35,693	35,693	35,693	-	-
90372 DOMESTIC VIOLENCE SANCTIONS PROJECT		-	11,250	11,250	-	-	11,250
90373 JUVENILE JUSTICE CENTERS - DANIELSON PROGRAM		-	43,412	43,412	43,412	-	-
90374 JUVENILE JUSTICE CENTERS - MIDDLETOWN		-	43,412	43,412	43,412	-	-
90375 JUVENILE JUSTICE CENTERS - TORRINGTON PROGRAM		-	43,260	43,260	43,260	-	-
90376 WATERBURY COMMUNITY CERTIFIED YEAR3		-	19,219	19,219	19,219	-	-
90377 WATERBURY COMMUNITY STATE CERTIFIED YEAR4		-	32,835	32,835	28,221	-	4,614
90378 WATERBURY COMMUNITY CERTIFIED YEAR4		-	38,918	38,918	38,918	-	-
90379 JURY MASTER FILE & CUSTOMER SERVICE		-	7,720	7,720	-	-	7,720
90380 JUVENILE SEX OFFENDER TREATMENTS		-	32,188	32,188	32,188	-	-
90381 COURTHOUSE SECURITY AND ANTI-TERRORISM PILOT		-	25,000	25,000	24,651	-	349
90382 MULTI-SYSTEM THERAPY JUVENILE OFFENDER		-	75,000	75,000	-	-	75,000
90388 DNA TESTING & COLLECTION		-	30,370	30,370	16,598	-	13,772
<b>AGENCY TOTAL</b>		<b>9,044,870</b>	<b>5,147,881</b>	<b>14,192,751</b>	<b>4,467,748</b>		<b>9,725,003</b>
<b>PUBLIC DEFENDER SERVICES COMMISSION</b>							
30143 JUVENILE PUBLIC DEFENDER EXPANSION		281	65,660	65,941	59,626	-	6,315
90152 DRUG COURTS		8,687	-	8,687	8,679	-	8
90191 JUVENILE OFFICE EXPANSION		5,792	98,997	104,789	96,947	-	7,842
90197 TEAM CASE MANAGEMENT REPLICATION		2,503	54,392	56,895	49,178	-	7,717
90204 JUVENILE PUBLIC DEFENDER EXPANSION		-	90,335	90,335	84,663	-	5,672
90370 DEATH PENALTY DEFENDER TRAINING-STATE		-	5,000	5,000	2,874	-	2,126
<b>AGENCY TOTAL</b>		<b>17,263</b>	<b>314,384</b>	<b>331,647</b>	<b>301,967</b>		<b>29,680</b>
<b>TOTALS</b>		<b>326,821,912</b>	<b>401,793,556</b>	<b>728,615,468</b>	<b>439,399,873</b>		<b>289,215,595</b>
LESS INTERAGENCY TRANSFERS		-	(146,215,055)	(146,215,055)	(146,215,055)		-
<b>TOTAL OTHER GRANTS</b>		<b>326,821,912</b>	<b>255,578,501</b>	<b>582,400,413</b>	<b>293,184,818</b>		<b>289,215,595</b>
<b>FEDERAL GRANTS</b>							
<b>LEGISLATIVE MANAGEMENT</b>							
16579 BYRNE FORMULA GRANT PROGRAM		299	-	299	299	-	-
<b>AGENCY TOTAL</b>		<b>299</b>	<b>-</b>	<b>299</b>	<b>299</b>		<b>-</b>
<b>COMMISSION ON STATUS OF WOMEN</b>							
17207 EMPLOYMENT SERVICES		-	29,760	29,760	24,035	-	5,725
20205 HIGHWAY PLANNING AND CONSTRUCTION		-	8,000	8,000	8,000	-	-
<b>AGENCY TOTAL</b>		<b>-</b>	<b>37,760</b>	<b>37,760</b>	<b>32,035</b>		<b>5,725</b>
<b>COMMISSION ON CHILDREN</b>							
93268 IMMUNIZATION GRANTS		36,870	46,330	83,200	64,852	-	18,348
<b>AGENCY TOTAL</b>		<b>36,870</b>	<b>46,330</b>	<b>83,200</b>	<b>64,852</b>		<b>18,348</b>
<b>STATE CAPITOL PRESERVATION AND RESTORATION COMMISSION</b>							
15904 HISTORIC PRESERVATION FUND GRANTS-IN-AID		2,412	-	2,412	-	-	2,412
<b>AGENCY TOTAL</b>		<b>2,412</b>	<b>-</b>	<b>2,412</b>	<b>-</b>		<b>2,412</b>

	CONTINUED AND INITIAL APPROPRIATIONS	APPROPRIATION ADJUSTMENTS	TOTAL APPROPRIATIONS	EXPENDITURES	APPROPRIATIONS LAPSED	CONTINUED
<b>SECRETARY OF STATE</b>						
99125 OTHER FEDERAL ASSISTANCE	5,000,000	22,916,274	27,916,274	196,773	-	27,719,501
<b>AGENCY TOTAL</b>	<b>5,000,000</b>	<b>22,916,274</b>	<b>27,916,274</b>	<b>196,773</b>	<b>-</b>	<b>27,719,501</b>
<b>STATE TREASURER</b>						
66468 DRINKING WATER STATE REVOLVING LOAN FUND	2,043	-	2,043	-	-	2,043
<b>AGENCY TOTAL</b>	<b>2,043</b>	<b>-</b>	<b>2,043</b>	<b>-</b>	<b>-</b>	<b>2,043</b>
<b>DEPARTMENT OF REVENUE SERVICES</b>						
20205 HIGHWAY PLANNING AND CONSTRUCTION	73,187	-	73,187	20,087	-	53,100
<b>AGENCY TOTAL</b>	<b>73,187</b>	<b>-</b>	<b>73,187</b>	<b>20,087</b>	<b>-</b>	<b>53,100</b>
<b>OFFICE OF POLICY AND MANAGEMENT</b>						
10664 COOPERATIVE FORESTRY ASSISTANCE	17,582	-	17,582	-	-	17,582
11302 SUPPORT FOR PLANNING ORGANIZATIONS	14,918	-	14,918	84	-	14,834
15605 SPORT FISH RESTORATION	-	881,047	881,047	331,718	-	549,329
16523 JUVENILE ACCOUNTABILITY INCENTIVE	4,293,047	53,085	4,346,132	1,417,003	-	2,929,129
16540 JUVENILE JUSTICE AND DELINQUENCY PREVENTION	1,628,257	19,953	1,648,210	568,694	-	1,079,516
16548 TITLE V - DELINQUENCY PREVENTION PROGRAM	388,432	-	388,432	142,786	-	245,646
16549 PART E - STATE CHALLENGE ACTIVITIES	113,000	139,000	252,000	135,500	-	116,500
16554 NATIONAL CRIMINAL HISTORY IMPROVEMENT PROGRAM	406,123	1,720,001	2,126,124	583,814	-	1,542,310
16555 NATIONAL SEX OFFENDER REGISTRY ASSISTANCE	247,952	-	247,952	-	-	247,952
16560 JUSTICE RESEARCH, EVALUATION AND DEVELOPMENT	-	42,080	42,080	(155)	-	42,235
16573 CRIMINAL JUSTICE BLOCK GRANTS	6,438	49,999	56,437	20,000	-	36,437
16579 BYRNE FORMULA GRANT PROGRAM	5,037,323	12,237,337	17,274,660	5,817,331	-	11,457,329
16580 EDWARD BYRNE MEMORIAL STATE/LOCAL DISCRETIONARY	534,500	-	534,500	49,500	-	485,000
16586 VIOLENT OFFENDER INCARCERATION & TRUTH IN SENTENCING	13,197,306	4,107,640	17,304,946	2,516,643	-	14,788,303
16588 VIOLENCE AGAINST WOMEN FORMULA GRANTS	1,380,751	1,780,001	3,160,752	1,334,496	-	1,826,256
16589 RURAL DOMESTIC VIOLENCE & CHILD VICTIMIZATION	89,707	438,975	528,682	126,813	-	401,869
16590 ENCOURAGE ARREST POLICIES/PROTECTION ORDERS	1,000,712	-	1,000,712	388,115	-	612,597
16591 SEX OFFENDER MANAGEMENT	50,368	-	50,368	-	-	50,368
16592 LAW ENFORCEMENT BLOCK GRANT	518,785	392,596	911,381	432,190	-	479,191
16593 RESIDENTIAL SUBSTANCE ABUSE TREATMENT - PRISONERS	1,021,463	737,468	1,758,931	592,090	-	1,166,841
16727 COMBATING UNDERAGE DRINKING	755,789	1,317,660	2,073,449	682,401	-	1,391,048
81039 NATIONAL ENERGY INFORMATION CENTER	4,594	13,084	17,678	11,746	-	5,932
81041 STATE ENERGY PROGRAM	299,391	641,001	940,392	670,360	-	270,032
81086 CONSERVATION RESEARCH AND DEVELOPMENT	114,538	666,658	781,196	348,151	-	433,045
81117 ENERGY EFFICIENCY & RENEWABLE ENERGY INFORMATION	48,824	50,000	98,824	35,582	-	63,242
81119 DEPARTMENT OF ENERGY SPECIAL PROJECTS CLEAN CITIES	421,260	454,196	875,456	502,993	-	372,463
83516 DISASTER ASSISTANCE	63,427	-	63,427	8,779	-	54,648
83544 PUBLIC ASSISTANCE GRANTS (RESPONSE RECOVERY DIRECT)	182,219	10,831,412	11,013,631	10,777,817	-	235,814
83545 DISASTER HOUSING PROGRAM	20,807	-	20,807	-	-	20,807
84186 SAFE AND DRUG-FREE SCHOOLS - STATE GRANTS	1,396,430	891,370	2,287,800	1,067,059	-	1,220,741
93623 RUNAWAY & HOMELESS YOUTH	34,000	-	34,000	34,000	-	-
93667 SOCIAL SERVICES BLOCK GRANT	20,525	-	20,525	73	-	20,452
99136 OIL COMPANY OVERCHARGE RECOVERIES	3,270,376	39,081	3,309,457	130,781	-	3,178,676
<b>AGENCY TOTAL</b>	<b>36,578,844</b>	<b>37,503,644</b>	<b>74,082,488</b>	<b>28,726,364</b>	<b>-</b>	<b>45,356,124</b>
<b>DEPARTMENT OF ADMINISTRATIVE SERVICES</b>						
10550 FOOD DONATION	-	111,273	111,273	111,273	-	-
17720 EMPLOYMENT PROGRAMS FOR PEOPLE WITH DISABILITIES	1	70,071	70,072	68,114	-	1,958
<b>AGENCY TOTAL</b>	<b>1</b>	<b>181,344</b>	<b>181,345</b>	<b>179,387</b>	<b>-</b>	<b>1,958</b>
<b>DEPARTMENT OF INFORMATION TECHNOLOGY</b>						
93778 MEDICAL ASSISTANCE PROGRAM	1,882,208	-	1,882,208	98,518	-	1,783,690
<b>AGENCY TOTAL</b>	<b>1,882,208</b>	<b>-</b>	<b>1,882,208</b>	<b>98,518</b>	<b>-</b>	<b>1,783,690</b>
<b>DEPARTMENT OF PUBLIC WORKS</b>						
12401 NATIONAL GUARD MILITARY OPERATIONS & MAINTENANCE	304,209	-	304,209	179,869	-	124,340
16586 VIOLENT OFFENDER INCARCERATION - TRUTH IN SENTENCING	52,711	-	52,711	-	-	52,711
20205 HIGHWAY PLANNING AND CONSTRUCTION	11,305	-	11,305	11,305	-	-
20219 RECREATIONAL TRAILS PROGRAM	1,250	-	1,250	1,250	-	-
66606 SURVEYS, STUDIES, INVESTIGATIONS & SPECIAL PURPOSE	-	130,000	130,000	8,300	-	121,700
83552 EMERGENCY MANAGEMENT PERFORMANCE GRANTS	80,590	-	80,590	-	-	80,590
83563 EMERGENCY OPERATIONS CENTERS	49,270	-	49,270	-	-	49,270
99101 ARMY NATIONAL GUARD	612	-	612	-	-	612
99136 OIL COMPANY OVERCHARGE RECOVERIES	100,000	-	100,000	90,910	-	9,090
<b>AGENCY TOTAL</b>	<b>599,947</b>	<b>130,000</b>	<b>729,947</b>	<b>291,634</b>	<b>-</b>	<b>438,313</b>
<b>ATTORNEY GENERAL</b>						
66802 SUPERFUND - SPECIFIC COOPERATIVE AGREEMENTS	167,845	-	167,845	-	-	167,845
<b>AGENCY TOTAL</b>	<b>167,845</b>	<b>-</b>	<b>167,845</b>	<b>-</b>	<b>-</b>	<b>167,845</b>
<b>DIVISION OF CRIMINAL JUSTICE</b>						
16523 JUVENILE ACCOUNTABILITY INCENTIVE	18,460	304,813	323,273	298,390	-	24,883
16579 BYRNE FORMULA GRANT PROGRAM	88,672	295,389	384,061	213,462	-	170,599
16586 VIOLENT OFFENDER INCARCERATION - TRUTH IN SENTENCING	30,979	267,663	298,642	298,585	-	57



**SCHEDULE C-7**

	CONTINUED AND INITIAL APPROPRIATIONS	APPROPRIATION ADJUSTMENTS	TOTAL APPROPRIATIONS	EXPENDITURES	APPROPRIATIONS LAPSED	CONTINUED
16609 COMMUNITY PROSECUTION PROGRAMS	265,816	-	265,816	75,988	-	189,828
20600 STATE AND COMMUNITY HIGHWAY SAFETY	-	143,602	143,602	142,235	-	1,367
99125 OTHER FEDERAL ASSISTANCE	114,472	-	114,472	-	-	114,472
<b>AGENCY TOTAL</b>	<b>518,399</b>	<b>1,011,467</b>	<b>1,529,866</b>	<b>1,028,660</b>	-	<b>501,206</b>
<b>DEPARTMENT OF PUBLIC SAFETY</b>						
16000 VARIOUS PROGRAMS (LAW ENFORCEMENT)	353,071	128,463	481,534	89,748	-	391,786
16007 STATE DOMESTIC PREPAREDNESS EQUIPMENT SUPPORT	8,265,000	21,893,000	30,158,000	5,284,486	-	24,873,514
16302 LAW ENFORCEMENT ASSISTANCE	250,000	-	250,000	-	-	250,000
16542 NATIONAL INSTITUTE FOR JUVENILE JUSTICE	175,149	400,000	575,149	123,326	-	451,823
16550 STATE JUSTICE FOR STATISTICAL ANALYSIS	3,124	-	3,124	(1,183)	-	4,307
16554 NATIONAL CRIMINAL HISTORY IMPROVEMENT	50,198	218,880	269,078	120,658	-	148,420
16560 JUSTICE RESEARCH, EVALUATION AND DEVELOPMENT	92,934	470,058	562,992	339,254	-	223,738
16579 BYRNE FORMULA GRANT PROGRAM	333,646	959,361	1,293,007	832,573	-	460,434
16589 RURAL DOMESTIC VIOLENCE & CHILD VICTIMIZATION	6,428	3,623	10,051	-	-	-
16592 LAW ENFORCEMENT BLOCK GRANT	63	101,542	101,605	49,460	-	52,145
16598 STATE IDENTIFICATION SYSTEMS GRANT	487	-	487	-	-	487
16710 PUBLIC SAFETY PARTNERSHIP & COMMUNITY POLICING	4,950,285	-	4,950,285	3,948,473	-	1,001,812
16728 DRUG PREVENTION PROGRAM	2,590,655	-	2,590,655	-	-	2,590,655
16733 NATIONAL INCIDENT BASED REPORTING SYSTEM	380,000	-	380,000	-	-	380,000
20600 STATE AND COMMUNITY HIGHWAY SAFETY	502,358	546,548	1,048,906	295,478	-	753,428
20605 DUI ENFORCEMENT SUPPORT PROJECT	-	7,730	7,730	-	-	7,730
<b>AGENCY TOTAL</b>	<b>17,953,398</b>	<b>24,729,205</b>	<b>42,682,603</b>	<b>11,092,324</b>	-	<b>31,590,279</b>
<b>POLICE OFFICER STANDARDS AND TRAINING COUNCIL</b>						
16579 BYRNE FORMULA GRANT PROGRAM	40,917	190,608	231,525	182,553	-	48,972
16712 POLICE CORPS	312,858	149,000	461,858	320,706	-	141,152
<b>AGENCY TOTAL</b>	<b>353,775</b>	<b>339,608</b>	<b>693,383</b>	<b>503,259</b>	-	<b>190,124</b>
<b>DEPARTMENT OF MOTOR VEHICLES</b>						
20205 HIGHWAY PLANNING AND CONSTRUCTION	4,722,887	-	4,722,887	3,844,094	-	878,793
20218 NATIONAL MOTOR CARRIER SAFETY	3,960,760	1,172,441	5,133,201	3,369,540	-	1,763,661
20600 STATE AND COMMUNITY HIGHWAY SAFETY	-	600,101	600,101	377,561	-	222,540
<b>AGENCY TOTAL</b>	<b>8,683,647</b>	<b>1,772,542</b>	<b>10,456,189</b>	<b>7,591,195</b>	-	<b>2,864,994</b>
<b>MILITARY DEPARTMENT</b>						
12400 MILITARY CONSTRUCTION, NATIONAL GUARD	-	194,512	194,512	174,512	-	20,000
12401 NATIONAL GUARD MILITARY OPERATIONS & MAINTENANCE	6,583,891	9,098,439	15,682,330	8,224,723	-	7,457,607
12404 NATIONAL GUARD CIVILIAN YOUTH OPPORTUNITIES	-	350,000	350,000	120,378	-	229,622
16007 STATE DOMESTIC PREPAREDNESS EQUIPMENT SUPPORT	4,412,724	-	4,412,724	3,328,539	-	1,084,185
83552 EMERGENCY MANAGEMENT PERFORMANCE GRANTS	886,099	3,023,793	3,909,892	2,193,617	-	1,716,275
83562 STATE & LOCAL ALL HAZARDS EMERGENCY PLAN	747,575	-	747,575	311,040	-	436,535
83563 EMERGENCY OPERATIONS CENTERS	414	150,000	150,414	133,276	-	17,138
83564 CITIZEN CORPS	193,555	-	193,555	62,890	-	130,665
99101 ARMY NATIONAL GUARD	9,680	-	9,680	-	-	9,680
<b>AGENCY TOTAL</b>	<b>12,833,938</b>	<b>12,816,744</b>	<b>25,650,682</b>	<b>14,548,975</b>	-	<b>11,101,707</b>
<b>COMMISSION ON FIRE PREVENTION AND CONTROL</b>						
83547 FIRST RESPONDER COUNTER TERRORISM TRAINING	153,002	-	153,002	-	-	153,002
<b>AGENCY TOTAL</b>	<b>153,002</b>	-	<b>153,002</b>	-	-	<b>153,002</b>
<b>CONNECTICUT SITING COUNCIL</b>						
99125 OTHER FEDERAL ASSISTANCE	40,798	-	40,798	-	-	40,798
<b>AGENCY TOTAL</b>	<b>40,798</b>	-	<b>40,798</b>	-	-	<b>40,798</b>
<b>DEPARTMENT OF PUBLIC UTILITY CONTROL</b>						
20700 PIPELINE SAFETY	87,792	37,500	125,292	50,000	-	75,292
<b>AGENCY TOTAL</b>	<b>87,792</b>	<b>37,500</b>	<b>125,292</b>	<b>50,000</b>	-	<b>75,292</b>
<b>DEPARTMENT OF CONSUMER PROTECTION</b>						
16002 LAW ENFORCEMENT - NARCOTICS/ DANGEROUS DRUGS	85,745	3,747	89,492	13,800	-	75,692
16727 COMBATING UNDERAGE DRINKING	7,947	25,000	32,947	31,899	-	1,048
56707 TSCA TITLE IV - CERTIFY LEAD-BASED PAINT PROFESSIONALS	4,226	20,000	24,226	6,625	-	17,601
93245 INNOVATIVE FOOD SAFETY PROJECTS	1,458	30,442	31,900	29,012	-	2,888
99125 OTHER FEDERAL ASSISTANCE	4,504	-	4,504	-	-	4,504
<b>AGENCY TOTAL</b>	<b>103,880</b>	<b>79,189</b>	<b>183,069</b>	<b>81,336</b>	-	<b>101,733</b>
<b>DEPARTMENT OF LABOR</b>						
77504 CONSULTATION AGREEMENTS	-	14,958	14,958	14,958	-	-
<b>AGENCY TOTAL</b>	-	<b>14,958</b>	<b>14,958</b>	<b>14,958</b>	-	-
<b>COMMISSION ON HUMAN RIGHTS AND OPPORTUNITIES</b>						
14401 FAIR HOUSING ASSISTANCE - STATE & LOCAL	170,108	-	170,108	66,331	-	103,777
14408 FAIR HOUSING INITIATIVES PROGRAM	1,715	-	1,715	-	-	1,715
30002 EMPLOYMENT DISCRIMINATION-STATE/LOCAL FAIR EMPLOY	3,439	-	3,439	509	-	2,930
<b>AGENCY TOTAL</b>	<b>175,262</b>	-	<b>175,262</b>	<b>66,840</b>	-	<b>108,422</b>
<b>PROTECTION &amp; ADVOCACY FOR PERSONS WITH DISABILITIES</b>						
84128 REHABILITATION SERVICES - SERVICE PROJECTS	-	131,693	131,693	104,961	-	26,732

**SCHEDULE C-7**

	CONTINUED AND INITIAL APPROPRIATIONS		APPROPRIATION ADJUSTMENTS	TOTAL APPROPRIATIONS	EXPENDITURES	APPROPRIATIONS	
	LAPSED	CONTINUED					
84161 REHABILITATION SERVICES - CLIENT ASSISTANCE PROGRAM	5,534	(5,534)	-	-	-	-	-
84240 PROTECTION & ADVOCACY OF INDIVIDUAL RIGHTS	6,154	238,774	244,928	205,785	-	-	39,143
84343 ASSISTIVE TECHNOLOGY - GRANTS FOR PROTECTION/ADVOCAC	22,740	(22,740)	-	-	-	-	-
93138 PROTECTION ADVOCACY - MENTAL ILLNESS	667	(667)	-	-	-	-	-
93630 DEVELOPMENTAL DISABILITIES - BASIC SUPPORT	725	677,668	678,393	629,977	-	-	48,416
93667 SOCIAL SERVICES BLOCK GRANT	129,623	114,881	244,504	83,361	-	-	161,143
96008 SSA - BENEFITS PLANNING, ASSISTANCE & OUTREACH	(3,079)	120,000	116,921	74,256	-	-	42,665
<b>AGENCY TOTAL</b>	<b>162,364</b>	<b>1,254,075</b>	<b>1,416,439</b>	<b>1,098,340</b>	-	-	<b>318,099</b>
<b>OFFICE OF THE CHILD ADVOCATE</b>							
16549 PART E - STATE CHALLENGE ACTIVITIES	28,266	45,000	73,266	27,712	-	-	45,554
<b>AGENCY TOTAL</b>	<b>28,266</b>	<b>45,000</b>	<b>73,266</b>	<b>27,712</b>	-	-	<b>45,554</b>
<b>DEPARTMENT OF AGRICULTURE</b>							
10025 PLANT & ANIMAL DISEASE, PEST CONTROL	13,717	129,734	143,451	125,038	-	-	18,413
10162 INSPECTION GRADING & STANDARDIZATION	3,006	1,158	4,164	-	-	-	4,164
10163 MARKET PROTECTION & PROMOTION	30,420	-	30,420	5,235	-	-	25,185
10450 RISK MANAGEMENT (CROP INSURANCE)	27,677	144,739	172,416	104,686	-	-	67,730
10557 SPECIAL SUPPLEMENT NUTRITION PROGRAM - WIC	184,926	636,985	821,911	367,959	-	-	453,952
10572 WIC FARMERS' MARKET NUTRITION PROGRAM	-	91,148	91,148	91,148	-	-	-
20205 HIGHWAY PLANNING AND CONSTRUCTION	20,000	-	20,000	-	-	-	20,000
99125 OTHER FEDERAL ASSISTANCE	92,695	-	92,695	76,481	-	-	16,214
<b>AGENCY TOTAL</b>	<b>372,441</b>	<b>1,003,764</b>	<b>1,376,205</b>	<b>770,547</b>	-	-	<b>605,658</b>
<b>DEPARTMENT OF ENVIRONMENTAL PROTECTION</b>							
10664 COOPERATIVE FORESTRY ASSISTANCE	253,104	4,481,384	4,734,488	4,536,713	-	-	197,775
11405 ANADROMOUS FISH CONSERVATION ACT PROGRAM	26,530	69,615	96,145	51,650	-	-	44,495
11407 INTERJURISDICTIONAL FISHERIES ACT OF 1986	34,900	25,050	59,950	9,465	-	-	50,485
11419 COASTAL ZONE MANAGEMENT ADMINISTRATION AWARDS	1,193,011	2,317,000	3,510,011	1,882,058	-	-	1,627,953
11463 HABITAT CONSERVATION	7,130	-	7,130	3,912	-	-	3,218
11474 ATLANTIC COASTAL FISHERIES COOPERATIVE MGMT ACT	66,095	173,182	239,277	137,969	-	-	101,308
11477 FISHERIES DISASTER RELIEF	792,997	-	792,997	282,921	-	-	510,076
12113 MOA FOR REIMBURSEMENT OF TECHNICAL SERVICES	77,940	-	77,940	60,119	-	-	17,821
15000 VARIOUS PROGRAMS	1,525	69,771	71,296	68,463	-	-	2,833
15605 SPORT FISH RESTORATION	2,578,259	2,584,554	5,162,813	3,405,609	-	-	1,757,204
15611 WILDLIFE RESTORATION	702,284	1,093,608	1,795,892	1,322,128	-	-	473,764
15612 ENDANGERED SPECIES CONSERVATION	-	24,076	24,076	11,985	-	-	12,091
15614 COASTAL WETLANDS CONSERVATION	-	80,000	80,000	-	-	-	80,000
15615 COOPERATIVE ENDANGERED SPECIES CONSERVATION	9,076	(9,076)	-	-	-	-	-
15616 CLEAN VESSEL ACT	1,096,956	247,000	1,343,956	556,029	-	-	787,927
15617 WILDLIFE CONSERVATION & APPRECIATION	1,273	-	1,273	88	-	-	1,185
15622 SPORT FISHING AND BOATING SAFETY ACT	151,547	-	151,547	86	-	-	151,461
15625 FISH & WILDLIFE SERVICE, DEPT OF THE INTERIOR	131,824	-	131,824	74,715	-	-	57,109
15633 LANDOWNER INCENTIVE	-	87,476	87,476	7,681	-	-	79,795
15634 STATE WILDLIFE GRANTS	384,375	386,000	770,375	124,738	-	-	645,637
15808 GEOLOGICAL SURVEY - RESEARCH & DATA ACQUISITION	114,856	56,000	170,856	110,604	-	-	60,252
15810 NATIONAL COOPERATIVE GEOLOGIC MAPPING PROGRAM	56,991	-	56,991	25,205	-	-	31,786
15916 OUTDOOR RECREATION - ACQUIS, PLANNING, DEVELOPMENT	1,888,972	-	1,888,972	103,981	-	-	1,784,991
20005 BOATING SAFETY FINANCIAL ASSISTANCE	5,362	505,558	510,920	501,874	-	-	9,046
20205 HIGHWAY PLANNING AND CONSTRUCTION	5,293	-	5,293	(401,266)	-	-	406,559
20219 RECREATIONAL TRAILS PROGRAM	744,579	-	744,579	294,810	-	-	449,769
20703 INTERAGENCY HAZARDOUS MATERIALS PUBLIC TRAINING	200,073	-	200,073	124,918	-	-	75,155
66438 CONSTRUCTION MANAGEMENT ASSISTANCE	41,088	-	41,088	-	-	-	41,088
66454 WATER QUALITY MANAGEMENT PLANNING	179,937	163,898	343,835	66,177	-	-	277,658
66456 NATIONAL ESTUARY PROGRAM	2,127,587	(2,127,587)	-	-	-	-	-
66460 NONPOINT SOURCE IMPLEMENTATION GRANTS	1,913,337	1,728,268	3,641,605	1,225,876	-	-	2,415,729
66461 WETLANDS GRANTS	185,556	-	185,556	-	-	-	185,556
66463 WATER QUALITY COOPERATIVE AGREEMENTS	217,178	-	217,178	165,046	-	-	52,132
66467 WASTEWATER OPERATOR TRAINING GRANT	68,367	22,000	90,367	45,163	-	-	45,204
66472 BEACH MONITORING AND NOTIFICATION PROGRAM	12,150	226,389	238,539	11,082	-	-	227,457
66500 ENVIRONMENTAL PROTECTION-CONSOLIDATED RESEARCH	196,992	-	196,992	86,227	-	-	110,765
66605 PERFORMANCE PARTNERSHIP GRANTS	2,699,598	12,078,961	14,778,559	9,852,589	-	-	4,925,970
66606 SURVEYS, STUDIES, INVESTIGATIONS & SPECIAL PURPOSE	471,675	3,024,317	3,495,992	1,984,515	-	-	1,511,477
66608 STATE INFORMATION GRANTS	500,000	-	500,000	-	-	-	500,000
66708 POLLUTION PREVENTION GRANTS	91,594	74,000	165,594	147,433	-	-	18,161
66713 STATE AND TRIBAL ENVIRONMENTAL JUSTICE	87,508	-	87,508	37,500	-	-	50,008
66802 SUPERFUND - SPECIFIC COOPERATIVE AGREEMENTS	353,385	1,090,449	1,443,834	236,208	-	-	1,207,626
66804 STATE & TRIBAL UNDERGROUND STORAGE TANKS	56,518	-	56,518	41,211	-	-	15,307
66805 LEAKING UNDERGROUND STORAGE TANK TRUST FUND	289,842	692,636	982,478	421,421	-	-	561,057
66809 SUPERFUND STATE CORE	1,108,956	-	1,108,956	652,630	-	-	456,326
66810 CEPP TECHNICAL ASSISTANCE GRANTS	12,595	-	12,595	-	-	-	12,595
66817 STATE AND TRIBAL RESPONSE GRANTS	-	912,031	912,031	87,719	-	-	824,312
77001 RADIATION CONTROL - TRAINING AND COUNSELING	46,060	-	46,060	13,163	-	-	32,897
81079 REGIONAL BIOMASS ENERGY	8,244	-	8,244	648	-	-	7,596
81105 NATIONAL INDUSTRIAL COMPETITIVENESS	5,989	32,013	38,002	31,795	-	-	6,207
83012 HAZARDOUS MATERIALS ASSISTANCE	298	-	298	-	-	-	298
83105 COMMUNITY ASSISTANCE PROGRAM (CAP-SSSE)	77,052	131,936	208,988	95,574	-	-	113,414
83536 FLOOD MITIGATION ASSISTANCE	549,349	174,712	724,061	198,603	-	-	525,458

**SCHEDULE C-7**

	CONTINUED AND INITIAL		TOTAL		APPROPRIATIONS	
	APPROPRIATIONS	ADJUSTMENTS	APPROPRIATIONS	EXPENDITURES	LAPSED	CONTINUED
83548 HAZARD MITIGATION GRANT	250,396	-	250,396	32,179	-	218,217
83550 NATIONAL DAM SAFETY PROGRAM	73,969	-	73,969	22,077	-	51,892
83551 PROJECT IMPACT -BUILD DISASTER RESISTANT COMMUNITIES	96,614	-	96,614	59,776	-	36,838
83557 PRE-DISASTER MITIGATION	312,398	248,375	560,773	114,371	-	446,402
84168 EISENHOWER PROFESSIONAL DEVELOPMENT	13,576	16,979	30,555	19,650	-	10,905
93000 VARIOUS PROGRAMS	57,662	226,073	283,735	204,323	-	79,412
93283 CDC - INVESTIGATIONS AND TECHNICAL ASSISTANCE	4,841	77,280	82,121	22,239	-	59,882
97023 COMMUNITY ASSISTANCE -STATE SUPPORT SERVICES	-	30,000	30,000	-	-	30,000
99125 OTHER FEDERAL ASSISTANCE	65,305	-	65,305	12,183	-	53,122
<b>AGENCY TOTAL</b>	<b>22,700,568</b>	<b>31,013,928</b>	<b>53,714,496</b>	<b>29,183,833</b>	-	<b>24,530,663</b>
<b>CONNECTICUT HISTORICAL COMMISSION</b>						
15904 HISTORIC PRESERVATION FUND GRANTS-IN-AID	258,818	(144,200)	114,618	125,248	-	(10,630)
15909 HISTORIC AMERICAN BUILDINGS SURVEY	385	(385)	-	-	-	-
<b>AGENCY TOTAL</b>	<b>259,203</b>	<b>(144,585)</b>	<b>114,618</b>	<b>125,248</b>	-	<b>(10,630)</b>
<b>COMMISSION ON ARTS, TOURISM, CULTURE, HISTORY AND FILM</b>						
15904 HISTORIC PRESERVATION FUND GRANTS-IN-AID	-	706,368	706,368	210,264	-	496,104
15909 HISTORIC AMERICAN BUILDINGS SURVEY	-	415	415	-	-	415
45025 PROMOTION OF THE ARTS-PARTNERSHIP AGREEMENTS	-	692,226	692,226	457,726	-	234,500
93667 SOCIAL SERVICES BLOCK GRANT	-	1,384	1,384	-	-	1,384
<b>AGENCY TOTAL</b>	-	<b>1,400,393</b>	<b>1,400,393</b>	<b>667,990</b>	-	<b>732,403</b>
<b>DEPARTMENT OF ECONOMIC AND COMMUNITY DEVELOPMENT</b>						
11477 FISHERIES DISASTER RELIEF	614,582	-	614,582	583,489	-	31,093
14182 LOW INCOME HOUSING - SECTION 8 NEW CONSTRUCTION	9,612,260	3,843,140	13,455,400	11,705,621	-	1,749,779
14228 COMMUNITY DEVELOPMENT BLOCK GRANTS	31,369,605	16,253,384	47,622,989	17,590,019	-	30,032,970
14238 SHELTER PLUS CARE	89,350	81,274	170,624	54,072	-	116,552
14239 HOME INVESTMENT PARTNERSHIPS PROGRAM	16,609,420	14,276,950	30,886,370	10,987,797	-	19,898,573
14857 SECTION 8 RENTAL CERTIFICATE PROGRAM	1,887,968	-	1,887,968	68,797	-	1,819,171
<b>AGENCY TOTAL</b>	<b>60,183,185</b>	<b>34,454,748</b>	<b>94,637,933</b>	<b>40,989,795</b>	-	<b>53,648,138</b>
<b>CONNECTICUT AGRICULTURAL EXPERIMENT STATION</b>						
10001 AGRICULTURAL RESEARCH - BASIC & APPLIED RESEARCH	525,737	775,027	1,300,764	484,211	-	816,553
10025 PLANT & ANIMAL DISEASE, PEST CONTROL	54,555	100,000	154,555	75,561	-	78,994
10100 NORTHEAST TICK CONTROL PROJECT	70,366	35,297	105,663	100,523	-	5,140
10200 GRANTS FOR AGRICULTURAL RESEARCH - SPECIAL	42,343	5,200	47,543	44,713	-	2,830
10202 COOPERATIVE FORESTRY RESEARCH	10,907	169,683	180,590	142,833	-	37,757
10203 AGRICULTURAL EXPERIMENT STATION - HATCH ACT	21,308	760,858	782,166	713,981	-	68,185
10206 GRANTS FOR AGRICULTURAL RESEARCH - COMPETITIVE	221,800	120,001	341,801	196,800	-	145,001
10219 BIOTECHNOLOGY RISK ASSESSMENT RESEARCH	147,976	-	147,976	97,189	-	50,787
10302 INITIATIVE FOR FUTURE AGRICULTURE AND FOOD SYSTEMS	35,850	-	35,850	23,398	-	12,452
10303 INTEGRATED PROGRAMS	21,029	-	21,029	4,464	-	16,565
10652 FORESTRY RESEARCH	108,778	31,900	140,678	117,200	-	23,478
10664 COOPERATIVE FORESTRY ASSISTANCE	95,484	292,446	387,930	184,170	-	203,760
47041 ENGINEERING GRANTS	71,961	85,329	157,290	111,757	-	45,533
66001 AIR POLLUTION CONTROL PROGRAM SUPPORT	14,412	-	14,412	3,916	-	10,496
66500 ENVIRONMENTAL PROTECTION-CONSOLIDATED RESEARCH	226,318	139,925	366,243	154,375	-	211,868
66606 SURVEYS, STUDIES, INVESTIGATIONS & SPECIAL PURPOSE	24,213	-	24,213	11,686	-	12,527
66700 CONSOLIDATED PESTICIDE ENFORCEMENT MONITORING	23,143	-	23,143	725	-	22,418
93283 CDC - INVESTIGATIONS AND TECHNICAL ASSISTANCE	577,639	455,512	1,033,151	333,046	-	700,105
<b>AGENCY TOTAL</b>	<b>2,293,819</b>	<b>2,971,178</b>	<b>5,264,997</b>	<b>2,800,548</b>	-	<b>2,464,449</b>
<b>DEPARTMENT OF PUBLIC HEALTH</b>						
10557 SPECIAL SUPPLEMENT NUTRITION PROGRAM - WIC	8,289,056	34,549,660	42,838,716	33,167,693	-	9,671,023
10559 SUMMER FOOD SERVICE PROGRAM FOR CHILDREN	157	21,299	21,456	8,005	-	13,451
10561 STATE MATCHING GRANT FOR FOOD STAMPS	23,722	544,571	568,293	88,229	-	480,064
20600 STATE AND COMMUNITY HIGHWAY SAFETY	96,513	-	96,513	43,138	-	53,375
66001 AIR POLLUTION CONTROL PROGRAM SUPPORT	84,632	68,515	153,147	87,902	-	65,245
66032 STATE INDOOR RADON GRANTS	47,837	185,291	233,128	140,706	-	92,422
66432 PUBLIC WATER SYSTEM SUPERVISION	16,734	1,803,248	1,819,982	1,545,203	-	274,779
66468 DRINKING WATER STATE REVOLVING LOAN FUND	10,312,181	-	10,312,181	1,617,851	-	8,694,330
66471 SMALL WATER SYSTEM OPERATOR CERTIFICATION	1,774,228	999,800	2,774,028	228,162	-	2,545,866
66472 BEACH MONITORING AND NOTIFICATION PROGRAM	15,168	223,921	239,089	56,079	-	183,010
66474 WATER PROTECTION GRANTS TO THE STATES	317,611	73,200	390,811	66,767	-	324,044
66500 ENVIRONMENTAL PROTECTION-CONSOLIDATED RESEARCH	82,615	8,334	90,949	37,077	-	53,872
66606 SURVEYS, STUDIES, INVESTIGATIONS & SPECIAL PURPOSE	10,864	30,000	40,864	9,596	-	31,268
66701 TOXIC SUBSTANCES COMPLIANCE MONITORING	89,610	157,499	247,109	115,099	-	132,010
66707 TSCA TITLE IV - CERTIFY LEAD-BASED PAINT PROFESSIONALS	218,461	197,451	415,912	304,223	-	111,689
66802 SUPERFUND - SPECIFIC COOPERATIVE AGREEMENTS	-	-	-	9	-	(9)
93000 VARIOUS PROGRAMS	-	3,279,034	3,279,034	2,116,147	-	1,162,887
93003 PUBLIC HEALTH AND SOCIAL SERVICES EMERGENCY FUND	606,857	6,197,207	6,804,064	798,488	-	6,005,576
93110 MATERNAL AND CHILD HEALTH	239,238	178,102	417,340	160,439	-	256,901
93116 TUBERCULOSIS CONTROL PROGRAM	1,060,917	948,187	2,009,104	734,163	-	1,274,941
93126 RAPE PREVENTION AND EDUCATION	484,781	494,670	979,451	536,585	-	442,866
93127 EMERGENCY MEDICAL SERVICES FOR CHILDREN	115,043	-	115,043	63,862	-	51,181
93130 PRIMARY CARE SERVICES PLANNING	61,682	212,116	273,798	111,005	-	162,793
93136 INJURY PREVENTION RESEARCH -/STATE & COMMUNITY	43,718	-	43,718	19,213	-	24,505
93161 TOXIC SUBSTANCES AND DISEASE REGISTRY	203,423	386,536	589,959	499,759	-	90,200

**SCHEDULE C-7**

	CONTINUED AND INITIAL		TOTAL	EXPENDITURES	APPROPRIATIONS	
	APPROPRIATIONS	ADJUSTMENTS			APPROPRIATIONS	LAPSED
93165 GRANTS FOR STATE LOAN REPAYMENT	738,924	204,963	943,887	203,447	-	740,440
93197 CHILDHOOD LEAD POISONING PREVENTION	200,207	882,000	1,082,207	616,403	-	465,804
93226 RESEARCH ON HEALTHCARE COST, QUALITY & OUTCOMES	99,890	100,000	199,890	74,966	-	124,924
93235 ABSTINENCE EDUCATION	69,452	341,402	410,854	162,087	-	248,767
93251 UNIVERSAL NEWBORN HEARING SCREENING	179,817	132,510	312,327	181,896	-	130,431
93259 RURAL ACCESS TO EMERGENCY DEVICES	80,028	157,147	237,175	165,367	-	71,808
93262 OCCUPATIONAL SAFETY AND HEALTH RESEARCH GRANTS	96,082	115,241	211,323	30,329	-	180,994
93268 IMMUNIZATION GRANTS	2,845,900	1,599,575	4,445,475	3,522,236	-	923,239
93283 CDC - INVESTIGATIONS AND TECHNICAL ASSISTANCE	12,980,706	22,177,438	35,158,144	18,255,319	-	16,902,825
93576 REFUGEE & ENTRANT ASSISTANCE - DISCRETIONARY	24,147	95,798	119,945	25,886	-	94,059
93667 SOCIAL SERVICES BLOCK GRANT	498,962	766,791	1,265,753	818,974	-	446,779
93777 CERTIFICATION OF HEALTH CARE PROVIDERS & SUPPLIERS	913,494	3,884,626	4,798,120	3,777,151	-	1,020,969
93914 HIV EMERGENCY RELIEF PROJECT GRANTS	-	-	-	(153,339)	-	153,339
93917 HIV CARE FORMULA GRANTS	24,891,559	15,175,723	40,067,282	13,454,590	-	26,612,692
93919 BREAST & CERVICAL CANCER EARLY DETECTION	253,765	-	253,765	6,870	-	246,895
93926 HEALTHY START INITIATIVES	-	237,753	237,753	109,789	-	127,964
93938 SUPPORT SCHOOL HEALTH EDUCATION TO PREVENT AIDS	-	30,051	30,051	3,613	-	26,438
93940 HIV PREVENTION ACTIVITIES - HEALTH DEPARTMENT	4,103,590	6,507,845	10,611,435	5,814,724	-	4,796,711
93942 LYME DISEASE RESEARCH AND TREATMENT	583,560	685,073	1,268,633	384,082	-	884,551
93944 HIV/AIDS SURVEILLANCE	619,602	827,872	1,447,474	457,195	-	990,279
93945 CHRONIC DISEASE PREVENTION AND HEALTH PROMOTION	878,058	(55,869)	822,189	413,875	-	408,314
93952 IMPROVING EMS/TRAUMA CARE IN RURAL AREAS	39,900	40,000	79,900	3,913	-	75,987
93977 PREVENTIVE HEALTH SERVICES - STD	556,423	231,935	788,358	910,642	-	(122,284)
93988 STATE-BASED DIABETES CONTROL PROGRAMS	322,297	261,921	584,218	242,952	-	341,266
93991 PREVENTIVE HEALTH & HEALTH SERVICES BLOCK GRANT	1,824,730	1,490,301	3,315,031	1,528,303	-	1,786,728
93994 MATERNAL AND CHILD HEALTH SERVICES BLOCK GRANT	1,942,722	3,736,121	5,678,843	3,960,341	-	1,718,502
96000 SOCIAL SECURITY ADMINISTRATION	-	19,278	19,278	1,005	-	18,273
99125 OTHER FEDERAL ASSISTANCE	795,050	(606,148)	188,902	195,167	-	(6,265)
<b>AGENCY TOTAL</b>	<b>79,733,913</b>	<b>109,597,988</b>	<b>189,331,901</b>	<b>97,723,183</b>	<b>-</b>	<b>91,608,718</b>
<b>OFFICE OF HEALTH CARE ACCESS</b>						
93000 VARIOUS PROGRAMS	252,619	170,177	422,796	163,098	-	259,698
<b>AGENCY TOTAL</b>	<b>252,619</b>	<b>170,177</b>	<b>422,796</b>	<b>163,098</b>	<b>-</b>	<b>259,698</b>
<b>DEPARTMENT OF MENTAL RETARDATION</b>						
84027 SPECIAL EDUCATION - STATE GRANTS	-	1,000,000	1,000,000	1,000,000	-	-
84181 GRANTS FOR INFANTS AND FAMILIES WITH DISABILITIES	463,406	4,663,593	5,126,999	4,218,255	-	908,744
84326 SPECIAL EDUCATION TECH ASSISTANCE & DISSEMINATION	83,089	-	83,089	75,470	-	7,619
93630 DEVELOPMENTAL DISABILITIES - BASIC	457,992	690,715	1,148,707	569,008	-	579,699
93631 DEVELOPMENTAL DISABILITIES - NATIONAL SIGNIFICANCE	-	100,000	100,000	2,740	-	97,260
93667 SOCIAL SERVICES BLOCK GRANT	1,577,561	3,233,086	4,810,647	2,418,059	-	2,392,588
93779 HEALTH CARE FINANCE -EVALUATION	-	674,000	674,000	33,678	-	640,322
<b>AGENCY TOTAL</b>	<b>2,582,048</b>	<b>10,361,394</b>	<b>12,943,442</b>	<b>8,317,210</b>	<b>-</b>	<b>4,626,232</b>
<b>DEPARTMENT OF MENTAL HEALTH</b>						
11474 ATLANTIC COASTAL FISHERIES COOPERATIVE MGMT ACT	-	-	-	1,799	-	(1,799)
14235 SUPPORTIVE HOUSING PROGRAM	344,704	912,541	1,257,245	1,116,368	-	140,877
14238 SHELTER PLUS CARE	12,122,727	4,904,270	17,026,997	5,298,227	-	11,728,770
16202 OFFENDER REENTRY PROGRAM	1,999,278	-	1,999,278	142,068	-	1,857,210
16579 BYRNE FORMULA GRANT PROGRAM	70,044	681,532	751,576	550,272	-	201,304
16590 ENCOURAGE ARREST POLICIES/PROTECTION ORDERS	-	-	-	465	-	(465)
84034 PUBLIC LIBRARY SERVICES	5,200	-	5,200	5,199	-	1
84348 TITLE I ACCOUNTABILITY GRANT	-	-	-	627	-	(627)
93003 PUBLIC HEALTH AND SOCIAL SERVICES EMERGENCY FUND	196,771	18,000	214,771	196,771	-	18,000
93119 GRANTS FOR TECHNICAL ASSISTANCE	-	-	-	(1,067)	-	1,067
93148 COOPERATIVE AGREEMENTS - HOMELESS INDIVIDUALS	173,779	-	173,779	50,339	-	123,440
93150 ASSISTANCE IN TRANSITION FROM HOMELESSNESS (PATH)	87,491	542,000	629,491	545,170	-	84,321
93230 CONSOLIDATED KNOWLEDGE DEVELOPMENT & APPLICATION	4,201,619	2,478,230	6,679,849	4,018,838	-	2,661,011
93238 COOPERATIVE AGREEMENTS FOR TREATMENT OUTCOMES	71,356	100,000	171,356	76,970	-	94,386
93242 MENTAL HEALTH RESEARCH GRANTS	1,467,946	697,431	2,165,377	346,825	-	1,818,552
93243 SUBSTANCE ABUSE/MENTAL HEALTH SERVICES	825,983	1,299,999	2,125,982	1,248,863	-	877,119
93279 279 DRUG ABUSE RESEARCH PROGRAMS	427,435	457,017	884,452	195,727	-	688,725
93283 CDC - INVESTIGATIONS AND TECHNICAL ASSISTANCE	-	4,500	4,500	-	-	4,500
93630 DEVELOPMENTAL DISABILITIES - BASIC	889	-	889	-	-	889
93667 SOCIAL SERVICES BLOCK GRANT	421,338	2,386,805	2,808,143	2,395,904	-	412,239
93891 ALCOHOL RESEARCH CENTER GRANTS	52,922	63,700	116,622	23,986	-	92,636
93958 COMMUNITY MENTAL HEALTH SERVICES BLOCK GRANT	2,828,113	4,684,743	7,512,856	5,040,179	-	2,472,677
93959 SUBSTANCE ABUSE PREVENTION & TREATMENT BLOCK	8,162,993	16,954,098	25,117,091	18,265,704	-	6,851,387
99136 OIL COMPANY OVERCHARGE RECOVERIES	7,525	-	7,525	7,525	-	-
<b>AGENCY TOTAL</b>	<b>33,468,113</b>	<b>36,184,866</b>	<b>69,652,979</b>	<b>39,526,759</b>	<b>-</b>	<b>30,126,220</b>
<b>DEPARTMENT OF SOCIAL SERVICES</b>						
10551 FOOD STAMPS	683,498	1,343,672	2,027,170	1,077,362	-	949,808
10561 STATE MATCHING GRANT FOR FOOD STAMPS	2,056,263	2,680,728	4,736,991	2,701,443	-	2,035,548
10568 EMERGENCY FOOD ASSISTANCE PROGRAM	-	509,428	509,428	322,317	-	187,111
10570 NUTRITION SERVICES FOR ELDERLY	-	1,928,952	1,928,952	1,546,016	-	382,936
14170 CONGREGATE HOUSING SERVICES PROGRAM	167,117	278,160	445,277	257,713	-	187,564
14231 EMERGENCY SHELTER GRANTS PROGRAM	287	1,025,000	1,025,287	1,025,000	-	287
14241 HOUSING OPPORTUNITIES FOR PERSONS WITH AIDS	225,217	1,181,000	1,406,217	1,365,253	-	40,964

**SCHEDULE C-7**

	CONTINUED AND INITIAL APPROPRIATIONS		APPROPRIATION ADJUSTMENTS	TOTAL APPROPRIATIONS	TOTAL EXPENDITURES	APPROPRIATIONS LAPSED	APPROPRIATIONS CONTINUED
14856 LOW INCOME HOUSING - SECTION 8 REHABILITATION	153,457		113,411	266,868	259,915	-	6,953
14871 SECTION 8 HOUSING CHOICE VOUCHERS	34,524,153		12,326,058	46,850,211	46,118,568	-	731,643
14900 LEAD-BASED PAINT HAZARD CONTROL PROGRAM	-		5,600,000	5,600,000	-	-	5,600,000
17235 SENIOR COMMUNITY SERVICE EMPLOYMENT	(291)		968,065	967,774	958,525	-	9,249
81042 WEATHERIZATION ASSISTANCE FOR LOW-INCOME PERSONS	2,779,072		2,506,917	5,285,989	1,853,631	-	3,432,358
83539 CRISIS COUNSELING	104,924		-	104,924	-	-	104,924
84126 REHABILITATION SERVICES - VOCATIONAL REHAB GRANTS	5,120,071		17,093,231	22,213,302	15,162,250	-	7,051,052
84169 INDEPENDENT LIVING - STATE GRANTS	99,461		249,818	349,279	228,467	-	120,812
84187 SUPPORTED EMPLOYMENT SERVICES - SEVERE HANDICAPS	379,977		344,637	724,614	189,826	-	534,788
84224 ASSISTIVE TECHNOLOGY	386,495		314,969	701,464	165,188	-	536,276
84265 STATE VOCATIONAL REHABILITATION IN-SERVICE TRAINING	94,067		-	94,067	25,547	-	68,520
93041 AGING PROGRAMS - TITLE VII CHAPTER 3 - ABUSE PREVENTION	35,211		63,558	98,769	64,951	-	33,818
93043 AGING PROGRAMS - TITLE III PART F - PREVENT DISEASE	113,723		269,939	383,662	308,021	-	75,641
93044 AGING PROGRAMS - TITLE III PART B - SUPPORT SERVICES	1,507,471		4,730,755	6,238,226	4,417,458	-	1,820,768
93045 AGING PROGRAMS - TITLE III PART C - NUTRITION SERVICES	1,627,218		7,343,716	8,970,934	7,278,972	-	1,691,962
93048 AGING PROGRAMS - TITLE IV - TRAIN/RESEARCH/DISCRETION	202,980		-	202,980	198,074	-	4,906
93051 ALZHEIMER'S DEMONSTRATION PROGRAM	-		250,000	250,000	42,293	-	207,707
93052 FAMILY CAREGIVER SUPPORT	772,556		2,001,389	2,773,945	2,147,035	-	626,910
93110 MATERNAL AND CHILD HEALTH	126,402		-	126,402	106,496	-	19,906
93234 TRAUMATIC BRAIN INJURY STATE DEMONSTRATION GRANT	72,750		-	72,750	70,000	-	2,750
93563 CHILD SUPPORT ENFORCEMENT	1,196,380		-	1,196,380	336,895	-	859,485
93566 REFUGEE AND ENTRANT ASSISTANCE - STATE	722,684		1,134,687	1,857,371	1,041,293	-	816,078
93568 LOW-INCOME HOME ENERGY ASSISTANCE	524,587		40,909,797	41,434,384	37,736,944	-	3,697,440
93569 COMMUNITY SERVICES BLOCK GRANT	446,063		7,751,590	8,197,653	6,636,381	-	1,561,272
93570 COMM SERVICES BLOCK GRANT - DISCRETIONARY AWARDS	11,750		-	11,750	-	-	-
93576 REFUGEE & ENTRANT ASSISTANCE - DISCRETIONARY	-		175,000	175,000	112,188	-	62,812
93585 EMPOWERMENT ZONES PROGRAM	331,870		-	331,870	140,733	-	191,137
93595 WELFARE REFORM RESEARCH, EVALUATION & STUDIES	9,266		-	9,266	-	-	9,266
93597 GRANTS FOR ACCESS & VISITATION PROGRAMS	25,000		100,000	125,000	88,071	-	36,929
93600 HEAD START	92,470		250,000	342,470	152,300	-	190,170
93647 SOCIAL SERVICES RESEARCH & DEMONSTRATION	2,958		250,000	252,958	250,000	-	2,958
93667 SOCIAL SERVICES BLOCK GRANT	3,349,352		37,208,454	40,557,806	37,998,766	-	2,559,040
93671 FAMILY VIOLENCE PREVENTION & SERVICES	2,373,543		1,264,920	3,638,463	1,623,563	-	2,014,900
93768 COMPETITIVE EMPLOYMENT OF PEOPLE WITH DISABILITIES	951,823		-	951,823	412,883	-	538,940
93778 MEDICAL ASSISTANCE PROGRAM	-		82,489,783	82,489,783	82,489,783	-	-
93779 HEALTH CARE FINANCE - RESEARCH/DEMONSTRATION/EVAL	1,958,061		794,612	2,752,673	1,190,339	-	1,562,334
93917 HIV CARE FORMULA GRANTS	50,618		10,189,101	10,239,719	10,278,693	-	(38,974)
93994 MATERNAL AND CHILD HEALTH SERVICES BLOCK	26,489		-	26,489	26,248	-	241
96001 SOCIAL SECURITY-DISABILITY INSURANCE	1,862,336		20,116,487	21,978,823	15,679,725	-	6,299,098
96008 SSA - BENEFITS PLANNING, ASSISTANCE & OUTREACH	89,559		199,374	288,933	209,176	-	79,757
99136 OIL COMPANY OVERCHARGE RECOVERIES	1,040,848		-	1,040,848	1,040,415	-	433
<b>AGENCY TOTAL</b>	<b>66,297,736</b>		<b>265,957,208</b>	<b>332,254,944</b>	<b>285,346,467</b>		<b>46,908,477</b>
<b>DEPARTMENT OF EDUCATION</b>							
10553 SCHOOL BREAKFAST PROGRAM	1,800,599		15,026,008	16,826,607	11,540,892	-	5,285,715
10555 NATIONAL SCHOOL LUNCH PROGRAM	8,603,835		64,829,213	73,433,048	55,480,473	-	17,952,575
10556 SPECIAL MILK PROGRAM FOR CHILDREN	60,375		593,168	653,543	377,417	-	276,126
10558 CHILD AND ADULT CARE FOOD PROGRAM	1,499,489		13,099,362	14,598,851	9,883,164	-	4,715,687
10559 SUMMER FOOD SERVICE PROGRAM FOR CHILDREN	1,557,480		545,861	2,103,341	917,128	-	1,186,213
10560 STATE ADMINISTRATIVE EXPENSES FOR CHILD NUTRITION	150,068		993,458	1,143,526	1,005,020	-	138,506
10574 TEAM NUTRITION GRANTS	236,372		200,000	436,372	166,412	-	269,960
16540 JUVENILE JUSTICE AND DELINQUENCY PREVENTION	12,454		-	12,454	12,266	-	188
16580 EDWARD BYRNE MEMORIAL - DISCRETIONARY GRANTS	-		-	-	(6,970)	-	6,970
17249 EMPLOYMENT SERV/JOB TRAINING (QUALITY CHILD CARE)	10,548		(10,548)	-	-	-	-
84002 ADULT EDUCATION - STATE GRANT PROGRAM	1,091,335		6,069,287	7,160,622	5,951,638	-	1,208,984
84010 TITLE I GRANTS TO LOCAL EDUCATIONAL AGENCIES	17,637,873		108,733,646	126,371,519	100,659,457	-	25,712,062
84011 MIGRANT EDUCATION - BASIC STATE GRANT PROGRAM	824,673		3,075,090	3,899,763	2,556,141	-	1,343,622
84013 TITLE I NEGLECTED AND DELINQUENT CHILDREN	385,145		1,096,990	1,482,135	988,969	-	493,166
84027 SPECIAL EDUCATION - STATE GRANTS	21,371,088		105,658,672	127,029,760	93,043,600	-	33,986,160
84048 VOCATIONAL EDUCATION - BASIC GRANTS TO STATES	887,431		9,912,133	10,799,564	9,913,812	-	885,752
84063 PELL GRANT PROGRAM	18,366		473,353	491,719	488,747	-	2,972
84126 REHABILITATION SERVICES - VOCATIONAL REHAB GRANTS	25,680		26,709	52,389	50,502	-	1,887
84162 IMMIGRANT EDUCATION	139		(139)	-	(17,727)	-	17,727
84173 SPECIAL EDUCATION - PRESCHOOL GRANTS	1,543,908		4,980,764	6,524,672	4,377,080	-	2,147,592
84184 DRUG-FREE SCHOOLS AND COMMUNITIES-NATIONAL	492,694		487,972	980,666	492,694	-	487,972
84185 BYRD HONORS SCHOLARSHIPS	-		463,500	463,500	463,500	-	-
84186 SAFE AND DRUG-FREE SCHOOLS - STATE GRANTS	864,027		3,627,061	4,491,088	3,257,846	-	1,233,242
84194 BILINGUAL EDUCATION SUPPORT SERVICES	424		-	424	21	-	403
84196 EDUCATION OF HOMELESS CHILDREN AND YOUTH	127,651		446,512	574,163	487,855	-	86,308
84206 JAVITS GIFTED AND TALENTED STUDENT EDUCATION GRANT	655,892		-	655,892	259,177	-	396,715
84213 EVEN START - STATE EDUCATIONAL AGENCIES	243,062		1,814,903	2,057,965	2,001,835	-	56,130
84215 FUND FOR THE IMPROVEMENT OF EDUCATION	178,652		-	178,652	157,201	-	21,451
84243 TECH-PREP EDUCATION	359,240		889,442	1,248,682	1,112,686	-	135,996
84281 EISENHOWER PROFESSIONAL DEVELOPMENT	184,798		(98,822)	85,976	74,625	-	11,351
84282 CHARTER SCHOOLS	10,050		224,998	235,048	224,949	-	10,099
84287 TITLE IV, PART B, 21ST CENTURY COMMUNITY LEARNING	532,273		5,575,975	6,108,248	5,339,951	-	768,297
84298 INNOVATIVE EDUCATION PROGRAM STRATEGIES	1,186,488		4,287,728	5,474,216	4,030,344	-	1,443,872
84318 TECHNOLOGY LITERACY CHALLENGE	2,315,411		5,338,506	7,653,917	4,997,414	-	2,656,503
84323 SPECIAL EDUCATION- CHILDREN WITH DISABILITIES	681,126		920,000	1,601,126	836,636	-	764,490

**SCHEDULE C-7**

	CONTINUED	APPROPRIATION	TOTAL	EXPENDITURES	APPROPRIATIONS	
	AND INITIAL		ADJUSTMENTS		APPROPRIATIONS	LAPSED
	APPROPRIATIONS					
84326 SPECIAL EDUCATION TECH ASSISTANCE/DISSEMINATION	105,496	-	105,496	68,252	-	37,244
84330 ADVANCED PLACEMENT INCENTIVE PROGRAM	134,990	715,031	850,021	103,619	-	746,402
84332 COMPREHENSIVE SCHOOL REFORM DEMONSTRATION	2,567,549	3,259,357	5,826,906	2,564,393	-	3,262,513
84336 TEACHER QUALITY ENHANCEMENT GRANTS	323,329	(997)	322,332	320,667	-	1,665
84338 READING EXCELLENCE	7,711,271	-	7,711,271	7,315,299	-	395,972
84340 CLASS SIZE REDUCTION	1	(77,584)	(77,583)	(77,583)	-	-
84348 TITLE I ACCOUNTABILITY GRANT	-	-	-	(90,139)	-	90,139
84349 EARLY CHILDHOOD EDUCATION PROFESSIONAL DEVELOP	440,146	1,995,108	2,435,254	679,405	-	1,755,849
84350 CLASS SIZE REDUCTION PROGRAM	243,801	-	243,801	93,089	-	150,712
84352 SCHOOL RENOVATION IDEA AND TECHNOLOGY GRANTS	2,411,472	-	2,411,472	2,346,626	-	64,846
84357 TITLE I PART B READING FIRST	-	14,412,968	14,412,968	1,767,721	-	12,645,247
84358 TITLE VI, PART B, RURAL AND LOW INCOME SCHOOL	9,027	-	9,027	7,577	-	1,450
84365 TITLE III, LANGUAGE BILINGUAL	1,088,931	4,717,355	5,806,286	3,381,023	-	2,425,263
84366 MATHEMATICS AND SCIENCE PARTNERSHIP	-	659,460	659,460	53,111	-	606,349
84367 TEACHER QUALITY PARTNERSHIP GRANTS (TITLE II, PART A)	5,808,266	26,977,775	32,786,041	24,650,990	-	8,135,051
84369 STATE ASSESSMENTS AND RELATED ACTIVITIES	3,849,772	5,525,458	9,375,230	2,998,097	-	6,377,133
93576 REFUGEE & ENTRANT ASSISTANCE - DISCRETIONARY	19,997	325,409	345,406	344,207	-	1,199
93938 SUPPORT SCHOOL HEALTH EDUCATION TO PREVENT AIDS	203,584	242,500	446,084	210,694	-	235,390
94004 LEARN & SERVE AMERICA - SCHOOL/COMMUNITY	24,631	186,515	211,146	210,066	-	1,080
99125 OTHER FEDERAL ASSISTANCE	330,267	245,442	575,709	259,868	-	315,841
<b>AGENCY TOTAL</b>	<b>90,821,176</b>	<b>418,464,599</b>	<b>509,285,775</b>	<b>368,331,737</b>	-	<b>140,954,038</b>
<b>BOARD OF EDUCATION AND SERVICES FOR THE BLIND</b>						
45025 PROMOTION OF THE ARTS-PARTNERSHIP AGREEMENTS	5,000	-	5,000	2,870	-	2,130
84126 REHABILITATION SERVICES - VOCATIONAL REHAB GRANTS	2,008,031	2,797,360	4,805,391	1,920,057	-	2,885,334
84169 INDEPENDENT LIVING - STATE GRANTS	48,594	44,085	92,679	42,033	-	50,646
84177 INDEPENDENT LIVING FOR OLDER, BLIND INDIVIDUALS	286,699	378,411	665,110	304,689	-	360,421
84187 SUPPORTED EMPLOYMENT SERVICES - SEVERE HANDICAPS	113,942	39,743	153,685	76,743	-	76,942
84265 STATE VOCATIONAL REHABILITATION IN-SERVICE TRAINING	15,548	19,686	35,234	13,831	-	21,403
93667 SOCIAL SERVICES BLOCK GRANT	15,262	68,801	84,063	48,299	-	35,764
<b>AGENCY TOTAL</b>	<b>2,493,076</b>	<b>3,348,086</b>	<b>5,841,162</b>	<b>2,408,522</b>	-	<b>3,432,640</b>
<b>COMMISSION ON THE DEAF AND HEARING IMPAIRED</b>						
93667 SOCIAL SERVICES BLOCK GRANT	41,101	187,965	229,066	154,149	-	74,917
<b>AGENCY TOTAL</b>	<b>41,101</b>	<b>187,965</b>	<b>229,066</b>	<b>154,149</b>	-	<b>74,917</b>
<b>STATE LIBRARY</b>						
45025 PROMOTION OF THE ARTS-PARTNERSHIP AGREEMENTS	104,367	(98,226)	6,141	6,141	-	-
45302 MUSEUM ASSESSMENT PROGRAM	1,775	-	1,775	-	-	1,775
45310 STATE LIBRARY PROGRAM	315,366	2,998,378	3,313,744	1,688,794	-	1,624,950
84154 PUBLIC LIBRARY CONSTRUCTION & TECHNOLOGY ENHANCE	97,233	-	97,233	40,480	-	56,753
84167 LIBRARY LITERACY PROGRAM	13,083	-	13,083	-	-	13,083
89003 NATIONAL HISTORICAL PUBLICATIONS & RECORDS GRANT	72,591	-	72,591	47,162	-	25,429
93667 SOCIAL SERVICES BLOCK GRANT	8,326	162,215	170,541	88,741	-	81,800
<b>AGENCY TOTAL</b>	<b>612,741</b>	<b>3,062,367</b>	<b>3,675,108</b>	<b>1,871,318</b>	-	<b>1,803,790</b>
<b>DEPARTMENT OF HIGHER EDUCATION</b>						
64124 ALL-VOLUNTEER FORCE EDUCATIONAL ASSISTANCE	149,012	219,808	368,820	196,385	-	172,435
84069 LEVERAGING EDUCATIONAL ASSISTANCE PARTNERSHIP	255,387	390,437	645,824	192,292	-	453,532
84116 IMPROVEMENT OF POSTSECONDARY EDUCATION	-	135,000	135,000	18,148	-	116,852
84185 BYRD HONORS SCHOLARSHIPS	29,695	463,500	493,195	461,250	-	31,945
84281 EISENHOWER PROFESSIONAL DEVELOPMENT	58,205	-	58,205	53,177	-	5,028
84323 SPECIAL EDUCATION-CHILDREN WITH DISABILITIES	54,213	240,000	294,213	272,171	-	22,042
84334 GAINING EARLY AWARENESS & READINESS - UNDERGRAD	2,523,860	2,557,170	5,081,030	1,893,216	-	3,187,814
84336 TEACHER QUALITY ENHANCEMENT GRANTS	-	72,267	72,267	72,267	-	-
84350 CLASS SIZE REDUCTION PROGRAM	143,703	-	143,703	82,000	-	61,703
84367 IMPROVING TEACHER QUALITY STATE GRANTS	354,166	985,490	1,339,656	539,445	-	800,211
94003 STATE COMMISSION	30,586	298,063	328,649	125,579	-	203,070
94004 LEARN & SERVE AMERICA - SCHOOL/COMMUNITY	36,641	-	36,641	-	-	36,641
94006 AMERICORPS	1,725,272	1,028,462	2,753,734	1,049,979	-	1,703,755
94007 PLANNING & PROGRAM DEVELOPMENT GRANTS	3,504	38,499	42,003	-	-	42,003
94009 TRAINING AND TECHNICAL ASSISTANCE	117,811	137,992	255,803	67,468	-	188,335
<b>AGENCY TOTAL</b>	<b>5,482,055</b>	<b>6,566,688</b>	<b>12,048,743</b>	<b>5,023,377</b>	-	<b>7,025,366</b>
<b>UNIVERSITY OF CONNECTICUT</b>						
99125 OTHER FEDERAL ASSISTANCE	-	4,245,300	4,245,300	-	-	4,245,300
<b>AGENCY TOTAL</b>	-	<b>4,245,300</b>	<b>4,245,300</b>	-	-	<b>4,245,300</b>
<b>CHARTER OAK STATE COLLEGE</b>						
84002 ADULT EDUCATION - STATE GRANT PROGRAM	-	289,000	289,000	289,000	-	-
84116 IMPROVEMENT OF POSTSECONDARY EDUCATION	3,760	131,280	135,040	128,692	-	6,348
<b>AGENCY TOTAL</b>	<b>3,760</b>	<b>420,280</b>	<b>424,040</b>	<b>417,692</b>	-	<b>6,348</b>
<b>DEPARTMENT OF CORRECTION</b>						
16579 BYRNE FORMULA GRANT PROGRAM	12,495	221,980	234,475	207,042	-	27,433
16586 VIOLENT OFFENDER INCARCERATION & TRUTH IN SENTENCING	32,121	913,277	945,398	433,801	-	511,597
16593 RESIDENTIAL SUBSTANCE ABUSE TREATMENT - PRISONERS	67,862	592,090	659,952	541,752	-	118,200
84002 ADULT EDUCATION - STATE GRANT PROGRAM	28,551	170,800	199,351	128,087	-	71,264
84013 TITLE I NEGLECTED AND DELINQUENT CHILDREN	125,427	770,875	896,302	589,319	-	306,983

**SCHEDULE C-7**

	CONTINUED	APPROPRIATION	TOTAL	EXPENDITURES	APPROPRIATIONS	
	AND INITIAL	ADJUSTMENTS	APPROPRIATIONS		LAPSED	CONTINUED
	APPROPRIATIONS					
84048 VOCATIONAL EDUCATION - BASIC GRANTS TO STATES	141,257	487,288	628,545	348,696	-	279,849
84186 SAFE AND DRUG-FREE SCHOOLS - STATE GRANTS	-	2,218	2,218	-	-	2,218
84298 INNOVATIVE EDUCATION PROGRAM STRATEGIES	11,666	11,852	23,518	14,662	-	8,856
84331 GRANTS - INCARCERATED YOUTHFUL OFFENDERS	123,697	631,318	755,015	547,436	-	207,579
84336 TEACHER QUALITY ENHANCEMENT GRANTS	61,604	141,323	202,927	106,471	-	96,456
93116 TUBERCULOSIS CONTROL PROGRAM	6,245	-	6,245	6,245	-	-
93940 HIV PREVENTION ACTIVITIES	18,713	-	18,713	18,713	-	-
99125 OTHER FEDERAL ASSISTANCE	-	4,264	4,264	-	-	4,264
<b>AGENCY TOTAL</b>	<b>629,638</b>	<b>3,947,285</b>	<b>4,576,923</b>	<b>2,942,224</b>	<b>-</b>	<b>1,634,699</b>
<b>BOARD OF PAROLE</b>						
16579 BYRNE FORMULA GRANT PROGRAM	23,266	(9,573)	13,693	13,693	-	-
99125 OTHER FEDERAL ASSISTANCE	4,213	(4,213)	-	-	-	-
<b>AGENCY TOTAL</b>	<b>27,479</b>	<b>(13,786)</b>	<b>13,693</b>	<b>13,693</b>	<b>-</b>	<b>-</b>
<b>DEPARTMENT OF CHILDREN AND FAMILIES</b>						
16523 JUVENILE ACCOUNTABILITY INCENTIVE	-	90,000	90,000	-	-	90,000
16579 BYRNE FORMULA GRANT PROGRAM	274,658	675,121	949,779	850,010	-	99,769
16586 VIOLENT OFFENDER INCARCERATION-TRUTH IN SENTENCING	-	635,024	635,024	135,265	-	499,759
84013 TITLE I NEGLECTED AND DELINQUENT CHILDREN	(29,216)	210,767	181,551	134,416	-	47,135
84027 SPECIAL EDUCATION - STATE GRANTS	61,664	257,836	319,500	246,111	-	73,389
84048 VOCATIONAL EDUCATION - BASIC GRANTS TO STATES	2,824	13,581	16,405	16,405	-	-
84173 SPECIAL EDUCATION - PRESCHOOL GRANTS	-	705	705	681	-	24
84186 SAFE AND DRUG-FREE SCHOOLS - STATE GRANTS	9,108	645	9,753	9,381	-	372
84276 GOALS 2000	1,527	-	1,527	-	-	1,527
84298 INNOVATIVE EDUCATION PROGRAM STRATEGIES	10,848	16,268	27,116	18,833	-	8,283
93230 CONSOLIDATED KNOWLEDGE DEVELOPMENT APPLICATION	1,062,202	2,250,000	3,312,202	1,471,299	-	1,840,903
93551 ABANDONED INFANTS	349,846	357,309	707,155	488,943	-	218,212
93556 PROMOTING SAFE AND STABLE FAMILIES	3,731,532	4,277,171	8,008,703	3,422,539	-	4,586,164
93569 COMMUNITY SERVICES BLOCK GRANT	30,000	-	30,000	30,000	-	-
93599 CHAFEE EDUCATION & TRAINING VOUCHERS PROGRAM	-	545,447	545,447	251,607	-	293,840
93603 ADOPTIVE INCENTIVE PAYMENTS	131,202	547,000	678,202	276,624	-	401,578
93643 CHILDREN'S JUSTICE GRANTS TO STATE	298,301	224,413	522,714	187,431	-	335,283
93645 CHILD WELFARE SERVICES - STATE GRANTS	338,818	2,069,604	2,408,422	1,622,439	-	785,983
93652 ADOPTION OPPORTUNITIES-ADMINISTRATION	-	350,000	350,000	600	-	349,400
93658 FOSTER CARE - TITLE IV-E	45,002	161,116	206,118	206,118	-	-
93667 SOCIAL SERVICES BLOCK GRANT	802,404	3,209,614	4,012,018	3,209,614	-	802,404
93669 CHILD ABUSE AND NEGLECT STATE GRANTS	445,792	575,921	1,021,713	193,885	-	827,828
93672 COMMUNITY-BASED PREVENTION PROGRAM	1,509	-	1,509	-	-	1,509
93674 INDEPENDENT LIVING	1,664,901	1,962,283	3,627,184	1,948,809	-	1,678,375
93958 COMMUNITY MENTAL HEALTH SERVICES BLOCK GRANT	475,057	1,758,710	2,233,767	1,312,062	-	921,705
<b>AGENCY TOTAL</b>	<b>9,707,979</b>	<b>20,188,535</b>	<b>29,896,514</b>	<b>16,033,072</b>	<b>-</b>	<b>13,863,442</b>
<b>COUNCIL TO ADMINISTER THE CHILDREN'S TRUST FUND</b>						
93590 COMMUNITY - BASED FAMILY RESOURCE AND SUPPORT	650,944	401,111	1,052,055	333,757	-	718,298
<b>AGENCY TOTAL</b>	<b>650,944</b>	<b>401,111</b>	<b>1,052,055</b>	<b>333,757</b>	<b>-</b>	<b>718,298</b>
<b>JUDICIAL DEPARTMENT</b>						
16523 JUVENILE ACCOUNTABILITY INCENTIVE	2,169	119,924	122,093	122,093	-	-
16541 JUVENILE JUSTICE AND DELINQUENCY PREVENTION	58,713	-	58,713	58,713	-	-
16554 NATIONAL CRIMINAL HISTORY IMPROVEMENT PROGRAM	42,514	344,009	386,523	295,396	-	91,127
16575 CRIME VICTIM ASSISTANCE	9,503,369	4,354,000	13,857,369	4,263,876	-	9,593,493
16576 CRIME VICTIM COMPENSATION	499,662	808,000	1,307,662	954,897	-	352,765
16579 BYRNE FORMULA GRANT PROGRAM	70,775	1,412,122	1,482,897	1,176,082	-	306,815
16580 EDWARD BYRNE MEMORIAL STATE & LOCAL DISCRETION	27,388	49,500	76,888	33,414	-	43,474
16586 VIOLENT OFFENDER INCARCERATION-TRUTH IN SENTENCING	18,977	967,572	986,549	986,549	-	-
16588 VIOLENCE AGAINST WOMEN FORMULA GRANTS	3,437	56,250	59,687	55,937	-	3,750
16590 ENCOURAGE ARREST POLICIES/PROTECTION ORDERS	161,130	274,477	435,607	292,900	-	142,707
16591 SEX OFFENDER MANAGEMENT	112,895	-	112,895	72,207	-	40,688
16609 COMMUNITY PROSECUTION PROGRAMS	-	250,000	250,000	-	-	250,000
93586 STATE COURT IMPROVEMENT PROGRAM	196,778	184,739	381,517	112,766	-	268,751
93597 GRANTS FOR ACCESS & VISITATION PROGRAMS	6,855	88,071	94,926	92,825	-	2,101
<b>AGENCY TOTAL</b>	<b>10,704,662</b>	<b>8,908,664</b>	<b>19,613,326</b>	<b>8,517,655</b>	<b>-</b>	<b>11,095,671</b>
<b>PUBLIC DEFENDER SERVICES COMMISSION</b>						
16523 JUVENILE ACCOUNTABILITY INCENTIVE	2,530	810,485	813,015	908,775	-	(95,760)
16549 PART E - STATE CHALLENGE ACTIVITIES	-	197,824	197,824	178,808	-	19,016
16579 BYRNE FORMULA GRANT PROGRAM	50,947	475,163	526,110	473,024	-	53,086
<b>AGENCY TOTAL</b>	<b>53,477</b>	<b>1,483,472</b>	<b>1,536,949</b>	<b>1,560,607</b>	<b>-</b>	<b>(23,658)</b>
<b>TOTALS</b>	<b>474,809,910</b>	<b>1,067,097,265</b>	<b>1,541,907,175</b>	<b>978,936,029</b>	<b>-</b>	<b>562,971,146</b>
LESS INTERAGENCY TRANSFERS	-	(36,963,165)	(36,963,165)	(36,963,165)	-	-
<b>TOTAL FEDERAL GRANTS</b>	<b>474,809,910</b>	<b>1,030,134,100</b>	<b>1,504,944,010</b>	<b>941,972,864</b>	<b>-</b>	<b>562,971,146</b>
<b>TOTAL FEDERAL AND OTHER GRANTS</b>	<b>\$ 801,631,822</b>	<b>\$ 1,285,712,601</b>	<b>\$ 2,087,344,423</b>	<b>\$ 1,235,157,682</b>	<b>\$ -</b>	<b>\$ 852,186,741</b>

**TRANSPORTATION GRANTS AND RESTRICTED ACCOUNTS FUND  
STATEMENT OF APPROPRIATIONS AND EXPENDITURES  
FISCAL YEAR ENDED JUNE 30, 2004**

	CONTINUED APPROPRIATIONS	APPROPRIATION ADJUSTMENTS	TOTAL APPROPRIATIONS	EXPENDITURES	APPROPRIATIONS LAPSED	CONTINUED
<b>OTHER GRANTS AND RESTRICTED ACCOUNTS</b>						
<b>OFFICE OF THE STATE TREASURER</b>						
35266 COST OF ISSUANCE STO BOND 2003A	\$ -	\$ 1,083,213	\$ 1,083,213	\$ 625,584	\$ -	\$ 457,629
90277 TRANSPORTATION ADMINISTRATIVE COSTS	-	73,192	73,192	72,991	-	201
AGENCY TOTAL	-	1,156,405	1,156,405	698,575	-	457,830
<b>DEPARTMENT OF MOTOR VEHICLES</b>						
90279 MARINE VESSEL ACCOUNT	-	472,827	472,827	434,144	-	38,683
AGENCY TOTAL	-	472,827	472,827	434,144	-	38,683
<b>DEPARTMENT OF TRANSPORTATION</b>						
21459 CITIES/TOWNS - DEMAND DEPOSITS (DD-MUNI)	-	9,930,843	9,930,843	870	-	9,929,973
30028 TOURISM FUND	27,613	-	27,613	27,613	-	-
30040 PIGGYBACK SERVICE DEVELOPMENT	6,782	-	6,782	-	-	6,782
30054 PUBLIC BUS TRANSPORTATION - LOCAL SUBSIDY	1,715	-	1,715	-	-	1,715
30069 EMPLOYEE HEALTH & FITNESS CENTER	43,521	18,213	61,734	31,302	-	30,432
30127 ENFORCEMENT GRANT	53,246	-	53,246	-	-	53,246
30186 MOTORCYCLE RIDER EDUCATION PROGRAM	305,543	177,504	483,047	67,277	-	415,770
30204 HIGHWAY & BRIDGE RENEWAL GRANTS	8,556,775	(8,556,775)	-	21,891	-	(21,891)
30208 HIGHWAY & BRIDGE PROJECTS	530,737	(530,737)	-	-	-	-
30210 HIGHWAY & BRIDGE PROJECTS	386,352	(386,352)	-	-	-	-
30233 BRADLEY IMPROVEMENT FUND GRANT	58,211	93,463	151,674	48,574	-	103,100
30236 BRADLEY AIR 2001 CONSTRUCTION PROJECT ACCT	4,554	422	4,976	260,133	-	(255,157)
30257 BIA IMPROVEMENT FUND	48,801	22,456	71,257	140,839	-	(69,582)
30263 NON-STATE FUNDS FOR SEMINARS BY AGENCY	10,800	-	10,800	-	-	10,800
30269 AMTRAK PASS-THRU FUNDS-NE CORRIDOR	40,923,257	-	40,923,257	3,783,318	-	37,139,939
30273 AMTRAK PASS-THRU FUNDS-ELECTRIFICATION	258,101	-	258,101	-	-	258,101
30277 CONNECTICUT OPERATION LIFESAVER	11,512	-	11,512	-	-	11,512
30290 SECURITY FENCE - GATE KEYS	8,110	300	8,410	-	-	8,410
30296 TRAFFIC CITATION/ADJUDICATION SYSTEM STUDY	15,000	-	15,000	15,000	-	-
35304 TSB PROJECTS ACCOUNT	-	10,000,000	10,000,000	-	-	10,000,000
90138 CONSTRUCT DARIEN WELCOME CENTER	37,236	-	37,236	-	-	37,236
90176 ACCESS ROAD-UCONN TECHNICAL PARK	59,322	-	59,322	-	-	59,322
90179 PHASE II ACCESS ROAD UCONN TECH PARK	11,434	-	11,434	-	-	11,434
90328 PRE-PLACEMENT PHYSICALS GRANT	-	15,000	15,000	15,000	-	-
AGENCY TOTAL	<u>51,358,622</u>	<u>10,784,337</u>	<u>62,142,959</u>	<u>4,411,817</u>	-	<u>57,731,142</u>
TOTALS	<u>51,358,622</u>	<u>12,413,569</u>	<u>63,772,191</u>	<u>5,544,536</u>	-	<u>58,227,655</u>
LESS: INTERAGENCY TRANSFERS	-	(15,000)	(15,000)	(15,000)	-	-
TOTAL OTHER GRANTS	<u>51,358,622</u>	<u>12,398,569</u>	<u>63,757,191</u>	<u>5,529,536</u>	-	<u>58,227,655</u>
<b>FEDERAL GRANTS</b>						
<b>DEPARTMENT OF TRANSPORTATION</b>						
20106 AIRPORT IMPROVEMENT PROGRAM	1,030,852	47,953	1,078,805	390,909	-	687,896
20205 HIGHWAY PLANNING AND CONSTRUCTION	124,233,769	46,741,224	170,974,993	53,358,611	-	117,616,382
20215 HIGHWAY TRAINING AND EDUCATION	-	363,038	363,038	79,660	-	283,378
20308 LOCAL RAIL FREIGHT ASSISTANCE	62,519	-	62,519	-	-	62,519
20500 FEDERAL TRANSIT CAPITAL INVESTMENT GRANTS	3,347,605	(2,790,345)	557,260	404,305	-	152,955
20505 FEDERAL TRANSIT - METRO. PLANNING GRANTS	492,970	207,059	700,029	244,692	-	455,337
20507 FEDERAL TRANSIT - FORMULA GRANTS	370,611	1,633,025	2,003,636	553,799	-	1,449,837
20509 FORMULA GRANTS FOR NON URBANIZED AREAS	3,991,235	641,284	4,632,519	1,431,746	-	3,200,773
20513 CAPITAL ASSISTANCE PRG ELDERLY & DISABLED	-	1,133,248	1,133,248	936,639	-	196,609
20514 TRANSIT PLANNING AND RESEARCH	12,543	-	12,543	126	-	12,417
20515 STATE PLANNING AND RESEARCH	-	175,544	175,544	77,322	-	98,222
20516 JOB ACCESS - REVERSE COMMUTE	-	6,664,639	6,664,639	2,925,148	-	3,739,491
20600 STATE AND COMMUNITY HIGHWAY SAFETY	18,372,063	3,429,928	21,801,991	10,044,937	-	11,757,054
83516 DISASTER ASSISTANCE	21,000	-	21,000	-	-	21,000
97056 PORT SECURITY GRANT AWARD	200,000	-	200,000	43,074	-	156,926
99122 URBAN MASS TRANSPORTATION	5,714	-	5,714	-	-	5,714
TOTAL FEDERAL GRANTS	<u>152,140,881</u>	<u>58,246,597</u>	<u>210,387,478</u>	<u>70,490,968</u>	-	<u>139,896,510</u>
TOTAL FEDERAL AND OTHER GRANTS	<u>\$ 203,499,503</u>	<u>\$ 70,645,166</u>	<u>\$ 274,144,669</u>	<u>\$ 76,020,504</u>	<u>\$ -</u>	<u>\$ 198,124,165</u>



## **DEBT SERVICE FUNDS**

### **Statements:**

EXHIBIT D

Balance Sheet

SCHEDULE D-1

Statement of Cash Receipts and Disbursements

### **Comments:**

Debt service funds are established by the General Assembly to accumulate resources to pay bond principal and interest. Examples are the self-liquidating projects of educational institutions, highways and bridges, and similar projects.

**DEBT SERVICE FUNDS  
BALANCE SHEET  
JUNE 30, 2004**

	14001 UNIVERSITY BOND LIQUIDATION	14002 STATE UNIVERSITY DORMITORY
<b>Assets</b>		
Cash and Short Term Investments	\$ 4,899,614	\$ 42,490,650
Cash and Investments with Trustee	-	-
<b>Total Assets</b>	<u>\$ 4,899,614</u>	<u>\$ 42,490,650</u>
<b>Liabilities, Reserves and Fund Balances</b>		
Fund Balances	\$ 4,899,614	\$ 42,490,650
<b>Total Liabilities, Reserves and Fund Balances</b>	<u>\$ 4,899,614</u>	<u>\$ 42,490,650</u>

**DEBT SERVICE FUNDS  
STATEMENT OF CASH RECEIPTS AND DISBURSEMENTS  
FISCAL YEAR ENDED JUNE 30, 2004**

	14001 UNIVERSITY BOND LIQUIDATION	14002 STATE UNIVERSITY DORMITORY
<b>Cash and Short Term Investments, July 1, 2003</b>	<b>\$ 4,834,065</b>	<b>\$ 44,587,018</b>
<b>Receipts and Transfers:</b>		
Other Receipts	65,924	466,009
Other Interfund Transfers	<u>2,833,856</u>	<u>20,361,920</u>
<b>Totals</b>	<u>7,733,845</u>	<u>65,414,947</u>
<b>Disbursements:</b>		
Current Expenses, Fixed Charges and Capital Outlay	<u>2,834,231</u>	<u>22,924,297</u>
<b>Cash and Short Term Investments, June 30, 2004</b>	<u><b>\$ 4,899,614</b></u>	<u><b>\$ 42,490,650</b></u>

**EXHIBIT D**

14005 TRANSPORTATION SPECIAL TAX OBLIGATION	TOTAL
\$ -	\$ 47,390,264
<u>637,237,598</u>	<u>637,237,598</u>
<u>\$ 637,237,598</u>	<u>\$ 684,627,862</u>
<u>\$ 637,237,598</u>	<u>\$ 684,627,862</u>
<u>\$ 637,237,598</u>	<u>\$ 684,627,862</u>

---

**SCHEDULE D-1**

14003 RENTAL HOUSING	14004 RENTAL HOUSING FUND B	14005 TRANSPORTATION SPECIAL TAX OBLIGATION	TOTAL
\$ (1)	\$ -	\$ -	\$ 49,421,082
-	234,202	370,177,301	370,943,436
<u>1</u>	<u>(234,202)</u>	<u>9,452,156</u>	<u>32,413,731</u>
-	-	<u>379,629,457</u>	<u>452,778,249</u>
-	-	<u>379,629,457</u>	<u>405,387,985</u>
<u>\$ -</u>	<u>\$ -</u>	<u>\$ -</u>	<u>\$ 47,390,264</u>



# CAPITAL PROJECTS FUNDS

## Statements:

EXHIBIT E	Balance Sheet
EXHIBIT E-a	Combining Balance Sheet
SCHEDULE E-1	Statement of Cash Receipts and Disbursements
SCHEDULE E-1a	Combining Statement of Cash Receipts and Disbursements
SCHEDULE E-2	Bonds Outstanding
SCHEDULE E-3	Changes in Bonds Outstanding
SCHEDULE E-4	Bonds Outstanding by Years of Maturity
SCHEDULE E-5	Bond Commission Allocations Available

## Comments:

Capital projects funds are established to account for grants and for bond issue proceeds in accordance with acts passed by the General Assembly which specify the purpose of the issues and limit the amount to be spent. Actual bond retirement is made through the General Fund or the various debt service funds. Bond proceeds which are not required immediately are invested for additional revenue. Funds required before bond issue date are obtained by sale of short term notes.

**CAPITAL PROJECTS FUNDS  
BALANCE SHEET  
JUNE 30, 2004**

**ASSETS**

FUND NO.		CASH AND SHORT TERM INVESTMENTS	FEDERAL AND OTHER GRANTS RECEIVABLE	TOTAL ASSETS
13001	Rental Housing	\$ 9,006,407	\$ -	\$ 9,006,407
13002	Regional Market	28,320	-	28,320
13003	Intrastate Highways	130,102	-	130,102
13004	Interstate and Defense Highways	4,964,478	4,782	4,969,260
13005	Specific Highway Purposes	50,069	-	50,069
13006	Specific Highway Purposes	1,057,436	126,572	1,184,008
13007	Elimination of Water Pollution	2,048,196	-	2,048,196
13008	Specific Highway Purposes	2,166,122	(428,936)	1,737,186
13009	School Construction	(4,360,692)	-	(4,360,692)
13010	School Construction	16,119,324	-	16,119,324
13011	Specific Highway Purposes	(529,552)	(9,679)	(539,231)
13012	Mass Transportation	(142,507)	2,232,648	2,090,141
13013	Transportation Facilities	56,868	-	56,868
13015	Agricultural Land Preservation	1,255,496	-	1,255,496
13016	Water Treatment Facilities	81,435	-	81,435
13017	Transportation Improvement	92,298	-	92,298
13018	Transportation Improvement	17,752	14,000	31,752
13019	Community Conservation and Development	88,651,034	-	88,651,034
13020	University and State University Facilities	2,700	-	2,700
13021	University and State University Facilities	13,499	-	13,499
13022	Transportation Improvement	11,731	-	11,731
13023	Health Center Costs and Beach Erosion	24,235	-	24,235
13024	University and State University Facilities	45,588	-	45,588
13025	Transportation Improvement	26,797	-	26,797
13026	Transportation Improvement	56,981	-	56,981
13027	University and State University Facilities	97,737	-	97,737
13028	Transportation Improvement	129,120	-	129,120
13029	University and State University Facilities	121,223	-	121,223
13030	Transportation Improvement	98,213	(16,741)	81,472
13031	Transportation Improvement	103,368	-	103,368
13032	Transportation Improvement	52,136	-	52,136
13033	Infrastructure Improvement	168,573,035	1,067,783,604	1,236,356,639
13034	Legislative Office Building	44,976	-	44,976
13035	University and State University Facilities	198,215	-	198,215
13036	University and State University Facilities	27,948	-	27,948
13037	University and State University Facilities	139,914	-	139,914
13038	Middletown Cluster Rail Service	972	-	972
13039	Fire Training School Facility	859	-	859
13040	University Athletic Facilities	27,187	-	27,187
13041	Correctional Institution Inmate Housing	110,740	-	110,740
13042	University and State University Facilities	1,590,123	-	1,590,123
13043	University Athletic Facilities Increased Costs	68	-	68
13044	Public Works Capital Projects Revolving	(2,094,153)	-	(2,094,153)
13045	University of Connecticut 2000	-	-	-
13046	Ct Juvenile Training School Construction	1,050,893	-	1,050,893
13047	Acquisition of Hartford Seminary	1	-	1
Various	Capital Improvements & Other Purposes(See Exhibit E-a)	148,682,346	463,483	149,145,829
		<u>\$ 439,829,038</u>	<u>\$ 1,070,169,733</u>	<u>\$ 1,509,998,771</u>

**EXHIBIT E****LIABILITIES, RESERVES AND FUND BALANCES**

<b>RESERVE FOR RECEIVABLES</b>	<b>APPROPRIATIONS CONTINUED</b>	<b>FUND BALANCES</b>	<b>TOTAL LIABILITIES, RESERVES AND FUND BALANCES</b>
\$ -	\$ 11,342,122	\$ (2,335,715)	\$ 9,006,407
-	25,697	2,623	28,320
-	130,102	-	130,102
4,782	4,969,260	(4,782)	4,969,260
-	50,069	-	50,069
126,572	1,184,008	(126,572)	1,184,008
-	3,058,420	(1,010,224)	2,048,196
(428,936)	4,187,187	(2,021,065)	1,737,186
-	5,239,308	(9,600,000)	(4,360,692)
-	151,720,400	(135,601,076)	16,119,324
(9,679)	913,184	(1,442,736)	(539,231)
2,232,648	2,090,141	(2,232,648)	2,090,141
-	59,823	(2,955)	56,868
-	8,506,780	(7,251,284)	1,255,496
-	81,435	-	81,435
-	92,298	-	92,298
14,000	31,752	(14,000)	31,752
-	308,159,033	(219,507,999)	88,651,034
-	2,700	-	2,700
-	13,499	-	13,499
-	12,740	(1,009)	11,731
-	24,235	-	24,235
-	45,588	-	45,588
-	26,797	-	26,797
-	56,981	-	56,981
-	97,737	-	97,737
-	129,120	-	129,120
-	121,223	-	121,223
(16,741)	242,938	(144,725)	81,472
-	103,368	-	103,368
-	52,136	-	52,136
1,067,783,604	2,375,890,492	(2,207,317,457)	1,236,356,639
-	44,976	-	44,976
-	-	198,215	198,215
-	135,913	(107,965)	27,948
-	155,914	(16,000)	139,914
-	972	-	972
-	859	-	859
-	-	27,187	27,187
-	110,740	-	110,740
-	2,010,886	(420,763)	1,590,123
-	-	68	68
-	(2,094,153)	-	(2,094,153)
-	613,450,942	(613,450,942)	-
-	243,143	807,750	1,050,893
-	-	1	1
463,483	1,059,901,653	(911,219,307)	149,145,829
<u>\$ 1,070,169,733</u>	<u>\$ 4,552,622,418</u>	<u>\$ (4,112,793,380)</u>	<u>\$ 1,509,998,771</u>

**CAPITAL PROJECT FUNDS - COMBINING BALANCE SHEET**  
**CAPITAL IMPROVEMENTS AND OTHER PURPOSES**  
**JUNE 30, 2004**

**ASSETS**

<b>FUND NO.</b>	<b>CASH AND SHORT TERM INVESTMENTS</b>	<b>FEDERAL AND OTHER GRANTS RECEIVABLE</b>	<b>TOTAL ASSETS</b>
17001 Fiscal Year 2000	\$ 24,803,622	\$ -	\$ 24,803,622
17011 Fiscal Year 2001	10,467,034	-	10,467,034
17021 Fiscal Year 2002	37,496,605	-	37,496,605
17086 Fiscal Year 1969	46,393	-	46,393
17094 Fiscal Year 1972	29,397	-	29,397
17731 Fiscal Year 1973	93,958	-	93,958
17741 Fiscal Year 1974	356,792	-	356,792
17761 Fiscal Year 1976	(241,158)	382,714	141,556
17771 Fiscal Year 1977	1,896,205	-	1,896,205
17781 Fiscal Year 1978	118,105	-	118,105
17791 Fiscal Year 1979	1,214,186	-	1,214,186
17801 Fiscal Year 1980	2,627,878	33,511	2,661,389
17811 Fiscal Year 1981	1,546,103	47,258	1,593,361
17831 Fiscal Year 1983	3,048,590	-	3,048,590
17841 Fiscal Year 1984	2,288,933	-	2,288,933
17851 Fiscal Year 1985	2,646,171	-	2,646,171
17861 Fiscal Year 1986	(35,718)	-	(35,718)
17871 Fiscal Year 1987	(99,735)	-	(99,735)
17891 Fiscal Year 1989	121,645	-	121,645
17901 Fiscal Year 1990	3,130,800	-	3,130,800
17911 Fiscal Year 1991	(16,508)	-	(16,508)
17921 Fiscal Year 1992	6,867,686	-	6,867,686
17931 Fiscal Year 1993 and 1994	(1,560,884)	-	(1,560,884)
17951 Fiscal Year 1995	6,095,933	-	6,095,933
17961 Fiscal Year 1996	6,792,075	-	6,792,075
17971 Fiscal Year 1997	8,065,928	-	8,065,928
17981 Fiscal Year 1998	7,628,567	-	7,628,567
17991 Fiscal Year 1999	23,253,743	-	23,253,743
	<u>\$ 148,682,346</u>	<u>\$ 463,483</u>	<u>\$ 149,145,829</u>



**LIABILITIES, RESERVES AND FUND BALANCES**

<b>RESERVE FOR RECEIVABLES</b>	<b>APPROPRIATIONS CONTINUED</b>	<b>FUND BALANCES</b>	<b>TOTAL LIABILITIES, RESERVES AND FUND BALANCES</b>
\$ -	\$ 128,010,167	\$ (103,206,545)	\$ 24,803,622
-	315,866,898	(305,399,864)	10,467,034
-	308,473,994	(270,977,389)	37,496,605
-	3,245,175	(3,198,782)	46,393
-	882,430	(853,033)	29,397
-	1,992,737	(1,898,779)	93,958
-	4,797,163	(4,440,371)	356,792
382,714	141,556	(382,714)	141,556
-	2,301,594	(405,389)	1,896,205
-	4,617,679	(4,499,574)	118,105
-	2,338,788	(1,124,602)	1,214,186
33,511	3,197,173	(569,295)	2,661,389
47,258	3,830,689	(2,284,586)	1,593,361
-	4,522,723	(1,474,133)	3,048,590
-	4,935,263	(2,646,330)	2,288,933
-	5,996,587	(3,350,416)	2,646,171
-	8,639,237	(8,674,955)	(35,718)
-	14,624,894	(14,724,629)	(99,735)
-	6,106,048	(5,984,403)	121,645
-	9,246,449	(6,115,649)	3,130,800
-	7,063,444	(7,079,952)	(16,508)
-	8,620,686	(1,753,000)	6,867,686
-	12,929,419	(14,490,303)	(1,560,884)
-	24,973,202	(18,877,269)	6,095,933
-	47,865,521	(41,073,446)	6,792,075
-	17,858,156	(9,792,228)	8,065,928
-	21,097,414	(13,468,847)	7,628,567
-	85,726,567	(62,472,824)	23,253,743
<u>\$ 463,483</u>	<u>\$ 1,059,901,653</u>	<u>\$ (911,219,307)</u>	<u>\$ 149,145,829</u>

**CAPITAL PROJECT FUNDS  
STATEMENT OF CASH RECEIPTS AND DISBURSEMENTS  
FISCAL YEAR ENDED JUNE 30, 2004**

**RECEIPTS AND TRANSFERS**

	<b>CASH AND SHORT TERM INVESTMENTS JULY 1, 2003</b>	<b>FEDERAL AND OTHER GRANTS</b>	<b>SALE OF BONDS</b>	<b>OTHER RECEIPTS</b>
13001 Rental Housing	\$ 8,780,457	\$ -	\$ -	\$ 2,317
13002 Regional Market	28,021	-	-	299
13003 Intrastate Highways	130,102	-	-	-
13004 Interstate and Defense Highways	4,964,478	-	-	-
13005 Specific Highway Purposes	50,069	-	-	-
13006 Specific Highway Purposes	1,057,436	-	-	-
13007 Elimination of Water Pollution	2,505,099	-	-	-
13008 Specific Highway Purposes	2,166,122	-	-	-
13009 School Construction	8,275,992	-	23,620,000	-
13010 School Construction	40,893,988	-	392,600,000	-
13011 Specific Highway Purposes	(529,552)	-	-	-
13012 Mass Transportation	(142,507)	-	-	-
13013 Transportation Facilities	56,868	-	-	-
13015 Agricultural Land Preservation	(305,191)	-	2,000,000	-
13016 Water Treatment Facilities	81,435	-	-	-
13017 Transportation Improvement	92,298	-	-	-
13018 Transportation Improvement	17,752	-	-	-
13019 Community Conservation and Development	40,823,772	-	108,500,000	42
13020 University and State University Facilities	2,700	-	-	-
13021 University and State University Facilities	13,499	-	-	-
13022 Transportation Improvement	11,731	-	-	-
13023 Health Center Costs and Beach Erosion	24,235	-	-	-
13024 University and State University Facilities	45,588	-	-	-
13025 Transportation Improvement	26,797	-	-	-
13026 Transportation Improvement	56,981	-	-	-
13027 University and State University Facilities	97,737	-	-	-
13028 Transportation Improvement	129,120	-	-	-
13029 University and State University Facilities	121,223	-	-	-
13030 Transportation Improvement	98,213	-	-	-
13031 Transportation Improvement	103,368	-	-	-
13032 Transportation Improvement	52,136	-	-	-
13033 Infrastructure Improvement	124,213,433	498,795,326	200,000,000	10,028,490
13034 Legislative Office Building	44,976	-	-	-
13035 University and State University Facilities	198,215	-	-	-
13036 University and State University Facilities	27,948	-	-	-
13037 University and State University Facilities	139,914	-	-	-
13038 Middletown Cluster Rail Service	972	-	-	-
13039 Fire Training School Facility	859	-	-	-
13040 University Athletic Facilities	27,187	-	-	-
13041 Correction Institution Inmate Housing	110,740	-	-	-
13042 University and State University Facilities	1,634,730	-	-	(114)
13043 University Athletic Facilities Increased Costs	68	-	-	-
13044 Public Works Capital Projects Revolving	(884,711)	-	-	-
13046 Connecticut Juvenile Training School Construction	1,075,221	-	-	-
13047 Acquisition of Hartford Seminary	1	-	-	-
Various Capital Improvements & Other Purposes (Note 1)	115,452,806	17,561	218,552,021	(7,347)
Totals	<u>\$ 351,772,326</u>	<u>\$ 498,812,887</u>	<u>\$ 945,272,021</u>	<u>\$ 10,023,687</u>

Note 1: See Schedule E-1a for detail

**DISBURSEMENTS**

<b>INTERFUND TRANSFERS</b>	<b>TOTALS</b>	<b>PROJECT EXPENSES AND CAPITAL OUTLAY</b>	<b>CASH AND SHORT TERM INVESTMENTS JUNE 30, 2004</b>
\$ 234,202	\$ 9,016,976	\$ 10,569	\$ 9,006,407
-	28,320	-	28,320
-	130,102	-	130,102
-	4,964,478	-	4,964,478
-	50,069	-	50,069
-	1,057,436	-	1,057,436
-	2,505,099	456,903	2,048,196
-	2,166,122	-	2,166,122
-	31,895,992	36,256,684	(4,360,692)
-	433,493,988	417,374,664	16,119,324
-	(529,552)	-	(529,552)
-	(142,507)	-	(142,507)
-	56,868	-	56,868
-	1,694,809	439,313	1,255,496
-	81,435	-	81,435
-	92,298	-	92,298
-	17,752	-	17,752
-	149,323,814	60,672,780	88,651,034
-	2,700	-	2,700
-	13,499	-	13,499
-	11,731	-	11,731
-	24,235	-	24,235
-	45,588	-	45,588
-	26,797	-	26,797
-	56,981	-	56,981
-	97,737	-	97,737
-	129,120	-	129,120
-	121,223	-	121,223
-	98,213	-	98,213
-	103,368	-	103,368
-	52,136	-	52,136
(9,452,156)	823,585,093	655,012,058	168,573,035
-	44,976	-	44,976
-	198,215	-	198,215
-	27,948	-	27,948
-	139,914	-	139,914
-	972	-	972
-	859	-	859
-	27,187	-	27,187
-	110,740	-	110,740
-	1,634,616	44,493	1,590,123
-	68	-	68
-	(884,711)	1,209,442	(2,094,153)
-	1,075,221	24,328	1,050,893
-	1	-	1
-	334,015,041	185,332,695	148,682,346
<u>\$ (9,217,954)</u>	<u>\$ 1,796,662,967</u>	<u>\$ 1,356,833,929</u>	<u>\$ 439,829,038</u>

**CAPITAL PROJECT FUNDS  
 COMBINING STATEMENT OF CASH RECEIPTS AND DISBURSEMENTS  
 CAPITAL IMPROVEMENTS AND OTHER PURPOSES  
 FISCAL YEAR ENDED JUNE 30, 2004**

**RECEIPTS AND TRANSFERS**

	<b>CASH AND SHORT TERM INVESTMENTS JULY 1, 2003</b>	<b>FEDERAL AND OTHER GRANTS</b>	<b>SALE OF BONDS</b>	<b>OTHER RECEIPTS</b>
17001 Fiscal Year 2000	\$ 29,521,945	\$ -	\$ 19,195,543	\$ -
17011 Fiscal Year 2001	(36,986,595)	-	78,732,947	-
17021 Fiscal Year 2002	19,188,303	17,561	98,071,140	-
17086 Fiscal Year 1969	46,393	-	-	-
17094 Fiscal Year 1972	29,397	-	-	-
17731 Fiscal Year 1973	93,958	-	-	-
17741 Fiscal Year 1974	356,792	-	-	-
17761 Fiscal Year 1976	(241,158)	-	-	-
17771 Fiscal Year 1977	1,896,205	-	-	-
17781 Fiscal Year 1978	118,105	-	-	-
17791 Fiscal Year 1979	1,214,186	-	-	-
17801 Fiscal Year 1980	2,627,878	-	-	-
17811 Fiscal Year 1981	1,546,103	-	-	-
17831 Fiscal Year 1983	3,048,590	-	-	-
17841 Fiscal Year 1984	2,281,863	-	-	-
17851 Fiscal Year 1985	2,646,171	-	-	-
17861 Fiscal Year 1986	(103,018)	-	100,000	-
17871 Fiscal Year 1987	(109,572)	-	254,381	-
17891 Fiscal Year 1989	483,389	-	500,000	-
17901 Fiscal Year 1990	3,443,302	-	-	-
17911 Fiscal Year 1991	(629,986)	-	802,640	-
17921 Fiscal Year 1992	13,402,923	-	-	-
17931 Fiscal Year 1993/1994	(628,232)	-	750,000	-
17951 Fiscal Year 1995	7,112,531	-	-	-
17961 Fiscal Year 1996	61,049	-	14,000,552	(10,213)
17971 Fiscal Year 1997	12,248,132	-	-	-
17981 Fiscal Year 1998	10,153,123	-	6,144,818	-
17991 Fiscal Year 1999	42,631,029	-	-	2,866
<b>Totals</b>	<b>\$ 115,452,806</b>	<b>\$ 17,561</b>	<b>\$ 218,552,021</b>	<b>\$ (7,347)</b>

## DISBURSEMENTS

TOTALS	PROJECT EXPENSES AND CAPITAL OUTLAY	CASH AND SHORT TERM INVESTMENTS JUNE 30, 2004
\$ 48,717,488	\$ 23,913,866	\$ 24,803,622
41,746,352	31,279,318	10,467,034
117,277,004	79,780,399	37,496,605
46,393	-	46,393
29,397	-	29,397
93,958	-	93,958
356,792	-	356,792
(241,158)	-	(241,158)
1,896,205	-	1,896,205
118,105	-	118,105
1,214,186	-	1,214,186
2,627,878	-	2,627,878
1,546,103	-	1,546,103
3,048,590	-	3,048,590
2,281,863	(7,070)	2,288,933
2,646,171	-	2,646,171
(3,018)	32,700	(35,718)
144,809	244,544	(99,735)
983,389	861,744	121,645
3,443,302	312,502	3,130,800
172,654	189,162	(16,508)
13,402,923	6,535,237	6,867,686
121,768	1,682,652	(1,560,884)
7,112,531	1,016,598	6,095,933
14,051,388	7,259,313	6,792,075
12,248,132	4,182,204	8,065,928
16,297,941	8,669,374	7,628,567
42,633,895	19,380,152	23,253,743
<u>\$ 334,015,041</u>	<u>\$ 185,332,695</u>	<u>\$ 148,682,346</u>

## BONDS OUTSTANDING

JUNE 30, 2004

(In Thousands)

		ISSUE AND MATURITY DATES	INTEREST %	ISSUED	OUTSTANDING	
<b>Bonds Redeemable from General and Transportation Fund Revenue</b>						
<b>Capital Improvements and Other Purposes</b>						
3001	Fund 17001	Series A	2001-09	3.2-5	26,428	26,428
3001	Fund 17001	Series B	2002-15	2.5-5.375	27,494	22,384
3001	Fund 17001	Series C	2003-18	4.1-4.4	7,921	7,921
3001	Fund 17001	Series A	2002-06	2-5	3,200	3,200
3001	Fund 17001	Series A	2001-08	3.7-5.25	27,010	27,010
3001	Fund 17001	Series B	2001-09	3.9-5	31,931	31,931
3001	Fund 17001	Series C	2001-10	2-5	8,641	8,641
3001	Fund 17001	Series B	2002-13	4.05-5.5	14,129	14,129
3001	Fund 17001	Series C	2002-22	5	10,700	10,700
3001	Fund 17001	Series C	2002-10	3.5-5	12,891	12,891
3001	Fund 17001	Series D	2002-06	5	9,848	9,848
3001	Fund 17001	Series D	2002-17	5	289	289
3001	Fund 17001	Series E	2002-18	2.65-5	3,529	3,529
3001	Fund 17001	Series D	2003-18	4.2-5	6,639	6,639
3001	Fund 17001	Series F	2003-20	4.35-5	6,735	6,735
3001	Fund 17001	Series G	2003-07	4	235	235
3001	Fund 17001	Series H	2004-07	2.5	5,080	5,080
3011	Fund 17011	Series A	2002-14	3.5-5.375	84,500	71,280
3011	Fund 17011	Series A	2002-22	4.5-5	47,481	47,481
3011	Fund 17011	Series B	2003-19	2-5	128,538	128,538
3011	Fund 17011	Series A	2004-17	3.5-5	33,877	33,876
3001	Fund 17011	Series D	2004-18	4.5-5	7,386	7,386
3011	Fund 17011	Series C	2003-13	2.8-5	32,970	32,970
3021	Fund 17021	Series A	2003-23	2-5	114,521	101,271
3021	Fund 17021	Series B	2003-16	2-5.25	37,682	37,682
3021	Fund 17021	Series C	2003-15	5-5.25	441	441
3021	Fund 17021	Series D	2004-19	2.5-5	10,205	10,205
3021	Fund 17021	Series E	2004-10	5	65	65
3081	Fund	Series J	1989-08	7.398	4,100	4,100
3732	Fund	Series A	1988-05	7.48	4,216	4,216
3094	Fund 17094	Series K	1994-04	5.375	41	41
3771	Fund 17771	Series E	1988-06	7.482-7.525	6,650	6,602
3781	Fund 17781	Series H	2001-05	5	400	400
3791	Fund 17791	Series C	1988-07	7.40	7,151	6,354
3841	Fund 17841	Series E	1992-05	6.589	589	589
3861	Fund 17861	Series C	1989-06	6.991-7.017	6,043	6,043
3861	Fund 17861	Series E	2002-10	3.5	386	386
3861	Fund 17861	Series F	2002-15	5.25	100	100
3871	Fund 17871	Series A	1988-08	6.60-7.40	21,709	10,804
3871	Fund 17871	Series H	1996-04	5	4,773	3,719
3871	Fund 17871	Series I	1998-18	5	1,426	1,426
3871	Fund 17871	Series I	1998-08	4.5	513	513
3871	Fund 17871	Series A	1989-09	6.90-7.20	28,152	28,152
3871	Fund 17871	Series F	1998-18	5	250	250
3871	Fund 17871	Series H	1998-06	4.5	2,087	2,087
3871	Fund 17871	Series I	2000-07	5.25	956	956
3871	Fund 17871	Series K	2000-09	5-5.5	2,554	2,555
3871	Fund 17871	Series M	2004-11	5	254	254
3891	Fund 17891	Series C	1990-05	7.004-8	20,498	3,696
3891	Fund 17891	Series F	1993-05	5.10-5.20	11,502	4,872
3891	Fund 17891	Series M	1997-08	5.0-6.0	4,528	4,528
3891	Fund 17891	Series O	2001-05	5	1,949	1,949

**SCHEDULE E-2**

			<b>ISSUE AND MATURITY DATES</b>	<b>INTEREST %</b>	<b>ISSUED</b>	<b>OUTSTANDING</b>
3891	Fund 17891	Series A	2001-05	5	1,491	1,491
3901	Fund 17901	Series A	1990-10	6.10-8	20,100	20,102
3901	Fund 17901	Series E	1992-12	5.952-6.402	32,140	19,979
3901	Fund 17901	Series F	1993-09	5.20-5.40	62,985	30,256
3901	Fund 17901	Series G	1993-09	5.785-5.912	7,490	7,490
3901	Fund 17901	Series N	2000-04	6.45	719	719
3901	Fund 17901	Series P	2001-06	3.5-5	8,135	8,135
3911	Fund 17911	Series D	1993-10	5.40-5.50	8,460	8,460
3911	Fund 17911	Series E	1993-12	5.912-5.953	10,975	10,975
3911	Fund 17911	Series M	2004-11	5	803	803
3921	Fund 17921	Series A	1993-10	5.50	250	250
3921	Fund 17921	Series A	1993-12	5.50	39,507	24,652
3921	Fund 17921	Series A-2	2002-08	3.5-3.75	18,131	18,132
3921	Fund 17921	Series C	1998-05	6.13	250	250
3921	Fund 17921	Series D	1994-05	5.351-6.012	11,996	2,238
3921	Fund 17921	Series G	1995-04	5-6	14,955	11,807
3921	Fund 17921	Series H	1996-06	5	19,531	19,531
3921	Fund 17921	Series I	1997-11	4.8-5	33,002	2,383
3921	Fund 17921	Series J	1998-18	5	30,000	3,100
3921	Fund 17921	Series K	2000-11	4.9-5.75	23,648	18,463
3921	Fund 17921	Series K	2000-04	6.45	583	583
3921	Fund 17921	Series M	2000-09	4.5	14,494	14,494
3931	Fund 17931	Series A	1999-05	4.5-5	2,058	1,665
3931	Fund 17931	Series B	1994-11	5.50-5.70	12,505	1
3931	Fund 17931	Series B	1995-06	5-6	26,495	11,535
3931	Fund 17931	Series C	1994-13	5.351-6.414	58,000	27,310
3931	Fund 17931	Series C	1994-06	5.50-5.90	15,515	3
3931	Fund 17931	Series D	1994-08	5.80	20,412	4
3931	Fund 17931	Series D	1995-05	6	18,973	18,973
3931	Fund 17931	Series F	1999-17	5	1,965	1,965
3931	Fund 17931	Series G	1999-19	5-5.125	16,400	16,400
3931	Fund 17931	Series H	1996-07	5.20-6.25	43,468	28,945
3931	Fund 17931	Series J	1997-09	5-5.125	5,215	5,140
3931	Fund 17931	Series J	2001-06	5	4,319	4,319
3931	Fund 17931	Series K1	1998-15	4.5-5.25	14,125	5,000
3931	Fund 17931	Series L	1999-18	5	20,735	20,735
3931	Fund 17931	Series O	2001-06	5	1,904	1,904
3931	Fund 17931	Series Q	2001-16	3-5.25	750	750
3951	Fund 17951	Series E	2000-04	6.45	1,913	1,913
3951	Fund 17951	Series G	2001-11	5	5,692	5,692
3951	Fund 17951	Series I	2002-10	3.5	2,324	2,324
3951	Fund 17951	Series J	2003-13	3.5-5	9,119	9,119
3952	Fund 13045	Series A	1996-16	3.40-5.50	83,930	17,885
3952	Fund 13045	Series A	1997-09	5.20-5.30	7,392	7,392
3952	Fund 13045	Series A	1998-18	3.60-5.25	90,245	34,825
3952	Fund 13045	Series A	2004-24	2-5	97,845	97,845
3952	Fund 13045	Series A	2000-20	4-5.75	130,850	55,330
3952	Fund 13045	Series A	2001-21	3.15-5.375	100,000	56,655
3952	Fund 13045	Series A	2002-22	3-5.375	100,000	61,315
3952	Fund 13045	Series A	2003-23	2-5.25	96,210	91,210
3952	Fund 13045	Series B	1997-17	3.70-5.375	117,000	19,500
3952	Fund 13045	Series C	1999-19	2.95-4.85	79,735	59,000
3961	Fund 17961	Series A	1997-07	4.625-6.0	30,657	22,592
3961	Fund 17961	Series A-4	2002-10	3.95-5.25	22,755	22,755
3961	Fund 17961	Series B	1997-06	4.4-5.5	6,409	6,025
3961	Fund 17961	Series C	1998-10	4-4.125	3,591	3,591
3961	Fund 17961	Series D	1998-12	4.125-5.25	21,409	7,259
3961	Fund 17961	Series E	2003-15	5.25	6,000	6,000

**SCHEDULE E-2**

			<b>ISSUE AND MATURITY DATES</b>	<b>INTEREST %</b>	<b>ISSUED</b>	<b>OUTSTANDING</b>
3961	Fund 17961	Series J	2004-14	3-5	8,001	8,001
3961	Fund 17961	Series G	2001-17	4.4-5.125	4,302	1,280
3971	Fund 17971	Series A	1998-18	4.5-5.25	40,600	20,785
3971	Fund 17971	Series A	2000-05	4.7	16,805	590
3971	Fund 17971	Series A	2002-07	3.15	1,815	1,815
3971	Fund 17971	Series B	2000-07	4.4-5	14,503	14,503
3971	Fund 17971	Series C	2000-10	4.6-5.5	8,015	8,015
3971	Fund 17971	Series D	2001-17	4-5.375	12,481	8,569
3971	Fund 17971	Series D	2003-20	4.35	330	330
3971	Fund 17971	Series E	2002-22	5-5.5	4,201	4,201
3971	Fund 17971	Series F	2002-07	2.75	5,143	5,143
3971	Fund 17971	Series F	2003-20	4.35	79	79
3971	Fund 17971	Series G	2003-19	4.25-5	21,272	21,272
3981	Fund 17981	Series A	2000-05	4.5-4.7	31,613	11,985
3981	Fund 17981	Series A	2000-09	5.5	2,697	2,697
3981	Fund 17981	Series A	2001-18	5	38,669	38,669
3981	Fund 17981	Series A	2001-18	5	10,916	10,916
3981	Fund 17981	Series A	2002-12	4.05	2,060	2,060
3981	Fund 17981	Series B	2000-04	6.45	7,890	7,890
3981	Fund 17981	Series B	2001-08	3.75-5	20,030	20,030
3981	Fund 17981	Series B	2002-21	4.3-5.5	5,416	5,416
3981	Fund 17981	Series C	2001-20	5	27,715	27,715
3981	Fund 17981	Series C	2001-07	5	2,279	2,279
3981	Fund 17981	Series C	2002-14	4.3	1,143	1,143
3981	Fund 17981	Series D	2004-06	2	3,000	3,000
3981	Fund 17981	Series C	2003-20	4.35-5	4,990	4,990
3981	Fund 17981	Series D	2001-19	5	22,700	22,700
3981	Fund 17981	Series D	2001-10	5	2,691	2,691
3981	Fund 17981	Series D	2003-19	5	1,143	1,143
3981	Fund 17981	Series F	2004-11	5	395	395
3981	Fund 17981	Series E	2002-05	2-2.25	4,041	4,041
3983	Fund 13046	Series B	2001-06	3.7-5	7,500	7,500
3991	Fund 17991	Series A	2000-09	4.6-5.5	54,927	42,923
3991	Fund 17991	Series B	2001-19	4.75-5.375	52,899	18,280
3991	Fund 17991	Series B	2001-07	3-5	50,000	50,000
3991	Fund 17991	Series B	2002-14	4.3-5.5	8,253	1,803
3991	Fund 17991	Series C	2002-21	2.55-5.5	13,516	8,219
3991	Fund 17991	Series C	2002-14	2.75-5.25	46,851	45,551
3991	Fund 17991	Series D	2002-15	2-5.375	4,246	4,166
3991	Fund 17991	Series D	2003-20	5	431	431
3991	Fund 17991	Series E	2003-22	4.35-5	20,001	20,001
<b>School Construction</b>						
3089	Fund 13009	Series A	1994-04	5.375	4,900	4,900
3089	Fund 13009	Series BB	1991-06	5.911-6.56	34,999	6,755
3089	Fund 13009	Series C	1994-06	5.90-6.20	11,250	12
3089	Fund 13009	Series EE	1992-12	6.176-6.777	19,297	4,096
3089	Fund 13009	Series G	2003-05	2	25,000	10,000
3089	Fund 13009	Series J	2004-14	2	9,500	9,500
3089	Fund 13009	Series H	2003-04	2	7,120	7,120
3089	Fund 13009	Series HHH	2002-04	3	17,880	9,180
3089	Fund 13009	Series I	2003-04	2	7,000	7,000
3089	Fund 13009	Series II	1993-07	5.382-5.785	17,947	8,928
3089	Fund 13009	Series KK	1993-12	4.671-5.362	28,108	22,797
3089	Fund 13009	Series LL	1994-12	5.25-5.65	66,937	29,250
3089	Fund 13009	Series MM	1994-08	5.20-5.50	27,495	2,910
3089	Fund 13009	Series NN	1994-08	5.375-5.80	38,175	14,004
3089	Fund 13009	Series U	1988-04	7.44	2,125	1,455
3089	Fund 13009	Series VV-1	1997-04	4.25-5.0	13,155	1,470



			<b>ISSUE AND MATURITY DATES</b>	<b>INTEREST %</b>	<b>ISSUED</b>	<b>OUTSTANDING</b>
3089	Fund 13009	Series VV-2	1997-04	5.0-5.5	32,295	1,240
3089	Fund 13009	Series X	1990-08	7.275-7.282	4,175	4,175
3090	Fund 13010	Series VV-1	1997-05	4.25-5.5	12,858	12,858
3090	Fund 13010	Series WW	1998-12	3.9-5.5	57,750	27,000
3090	Fund 13010	Series WW-2	1998-08	4.4-4.5	8,250	8,250
3090	Fund 13010	Series XX-1	1998-05	3.5-4	39,030	14,085
3090	Fund 13010	Series XX-2	1998-05	4	9,408	3,438
3090	Fund 13010	Series YY	1999-12	4.5-5.25	143,500	73,335
3090	Fund 13010	Series ZZ-1	1999-11	4.1-5.75	128,552	73,500
3090	Fund 13010	Series AA-1	2000-20	4.8-4.9	150,000	45,000
3090	Fund 13010	Series CCC	2001-05	3-5	60,300	300
3090	Fund 13010	Series DDD	2001-21	4.4-5.125	153,418	100,840
3090	Fund 13010	Series A-5	2002-22	4.15-5.375	196,950	166,810
3090	Fund 13010	Series FFF	2002-21	2.55-5.5	97,125	78,120
3090	Fund 13010	Series GGG	2002-22	4.05-5.375	148,875	148,875
3090	Fund 13010	Series F	2002-17	3-5	150,000	150,000
3090	Fund 13010	Series III	2003-12	2-5	102,700	102,700
3090	Fund 13010	Series JJJ	2003-23	2-5	60,300	60,300
3090	Fund 13010	Series KKK	2003-23	3.875-5.25	86,885	86,885
3090	Fund 13010	Series LLL	2004-14	2-4.75	95,415	95,415
3090	Fund 13010	Series MMM	2004-14	3.3-5	150,000	150,000
3090	Fund 13010	Series A	2001-05	5	500	500
3090	Fund 13010	Series A	1996-06	5-6.50	18,000	10,560
3090	Fund 13010	Series B	1998-05	4	2,477	2,477
3090	Fund 13010	Series A	1997-05	5.5	3,372	3,372
<b>Municipal and Other Grants and Loans</b>						
1116	Fund 12040	Series D	1989-08	7.398-7.409	19,213	19,213
1502	Fund 12034	Series A	1998-05	6-6.13	15,000	765
1502	Fund 12034	Series A	2003-12	4.25	21,400	21,400
1502	Fund 12034	Series B	1997-07	Variable	300	300
1502	Fund 12034	Series B	1997-07	Variable	800	800
1502	Fund 12034	Series B	2001-04	3	2,000	2,000
1502	Fund 12034	Series C	1997-12	Variable	30,124	30,124
1502	Fund 12034	Series D	1998-07	4.15-5.5	10,457	7,457
1502	Fund 12034	Series M	1997-09	Variable	23,776	23,776
1502	Fund 12034	Series N	1998-13	5-5.5	21,223	7,543
1502	Fund 12034	Series O	1998-06	6.13-6.17	21,535	21,535
1502	Fund 12034	Series Q	2000-04	6.45-6.5	22,610	4,605
1502	Fund 12034	Series Q2	2000-04	6.45	4,000	4,000
1502	Fund 12034	Series R	2001-08	3-5	30,125	30,125
1502	Fund 12034	Series S	2002-07	5.2	15,350	15,350
1502	Fund 12034	Series W	2003-05	2	8,450	8,450
1502	Fund 12034	Series V	2003-13	3.6-5	14,000	14,000
1504	Fund 12036	Series D	1994-04	8.35-8.40	20,999	8,260
1843	Fund 12047	Series H	2001-19	4.75	225	225
1861	Fund 12040	Series B	1989-04	7.391-7.401	9,453	3,380
1865	Fund 12040	Series A	1989-04	7.391	2,198	2,198
1865	Fund 12040	Series B	1991-08	6.983	643	643
1870	Fund 12050	Series A-4	2002-09	3.75-3.95	15,000	15,000
1870	Fund 12050	Series B	2001-05	5	7,500	7,500
1870	Fund 12050	Series C	1989-04	7.391	1,852	1,852
1870	Fund 12050	Series I	1990-05	7.304	1,825	1,825
1870	Fund 12050	Series M	1992-09	6.589-6.756	6,842	6,842
1870	Fund 12050	Series Z	1996-09	5	11,830	2,640
1870	Fund 12050	Series CC-1	1998-12	4.125-5.25	27,200	20,500
1870	Fund 12050	Series DD	1999-17	5-5.25	17,500	5,900
1870	Fund 12050	Series GG	2000-04	6.45	13	13
1870	Fund 12050	Series JJ	2001-16	4.3-5.125	22,500	2,300

			<b>ISSUE AND MATURITY DATES</b>	<b>INTEREST %</b>	<b>ISSUED</b>	<b>OUTSTANDING</b>
1870	Fund 12050	Series LL	2003-18	3.95-5.25	22,500	22,500
1870	Fund 12050	Series MM	2003-09	2.75-5.	10,000	10,000
1871	Fund 12040	Series B	1989-06	7.391-7.416	14,494	14,494
1872	Fund 12051	Series M	2001-04	3	20,643	3,893
1872	Fund 12051	Series O	2003-13	2	2,870	2,870
1873	Fund 12052	Series A	1997-06	Variable	295	295
1873	Fund 12052	Series A	2000-09	5.5	700	700
1873	Fund 12052	Series A	2004-10	2-5	35,800	35,800
1873	Fund 12052	Series A	2004-14	2-5	2,000	2,000
1873	Fund 12052	Series A	2003-14	5	25,088	25,088
1873	Fund 12052	Series A	2002-07	5.2	995	995
1873	Fund 12052	Series A	1994-13	6.4	1,000	1,000
1873	Fund 12052	Series A	1997-06	Variable	9,705	9,705
1873	Fund 12052	Series A	1998-05	6.13	1,000	1,000
1873	Fund 12052	Series A	2000-10	4.8-5.25	63,980	63,980
1873	Fund 12052	Series A-2	2002-07	3-4	58,616	28,664
1873	Fund 12052	Series B	1998-06	4.5	1,000	1,000
1873	Fund 12052	Series B	1997-17	5.25	13,687	8,085
1873	Fund 12052	Series B	2003-19	4-5.25	25,577	25,577
1873	Fund 12052	Series B	2003-07	2-5	7,310	7,310
1873	Fund 12052	Series B	1990-06	7.25	19,889	2,816
1873	Fund 12052	Series B	1994-13	6.224-6.398	9,618	9,617
1873	Fund 12052	Series B	2004-07	2.5	3,605	3,605
1873	Fund 12052	Series B	1998-05	6.13	2,500	2,500
1873	Fund 12052	Series B	2000-09	4.5-5.5	13,750	13,750
1873	Fund 12052	Series C	2000-08	5	443	443
1873	Fund 12052	Series C	2004-14	2	500	500
1873	Fund 12052	Series C	2003-06	5	4,509	4,509
1873	Fund 12052	Series C	1994-09	5.94-6.224	11,033	11,033
1873	Fund 12052	Series C	1998-05	6.13	750	750
1873	Fund 12052	Series C	1998-08	4.125-4.5	9,044	9,044
1873	Fund 12052	Series C	2000-08	5	3,293	3,293
1873	Fund 12052	Series D	2001-13	5.125	13	13
1873	Fund 12052	Series D	2001-15	4.125-5.125	45,161	9,639
1873	Fund 12052	Series D	2004-14	2-5	28,489	28,489
1873	Fund 12052	Series D	1999-16	5.25	28,183	2,175
1873	Fund 12052	Series D	2000-07	5.25	646	646
1873	Fund 12052	Series D-1	1998-07	4-4.5	11,755	11,755
1873	Fund 12052	Series E	2002-10	5.2	14,250	14,250
1873	Fund 12052	Series E	2002-22	4.85	4,901	4,901
1873	Fund 12052	Series E	2004-14	2.5	9,806	9,806
1873	Fund 12052	Series E	2004-05	2.25	5,375	5,375
1873	Fund 12052	Series E	2000-07	5.25	272	272
1873	Fund 12052	Series E	2000-08	5	12	12
1873	Fund 12052	Series E	2001-13	5.125	6,600	6,600
1873	Fund 12052	Series F	1994-04	5.676-5.76	3,543	3,141
1873	Fund 12052	Series F	1998-06	4.5	9	9
1873	Fund 12052	Series F	1998-05	6.13	200	200
1873	Fund 12052	Series F	2000-07	5.25	346	346
1873	Fund 12052	Series F	2000-08	5	33	33
1873	Fund 12052	Series F	2003-17	4.1	52	52
1873	Fund 12052	Series G	1998-06	4.5	9	9
1873	Fund 12052	Series G	1999-14	5.25	4,926	2,500
1873	Fund 12052	Series G	2001-13	5.125	2,395	2,395
1873	Fund 12052	Series G	2002-07	5.2	203	203
1873	Fund 12052	Series G	2003-19	5	49	49
1873	Fund 12052	Series H	2003-17	5	8,837	8,837
1873	Fund 12052	Series H	2003-06	5	1,473	1,473

**SCHEDULE E-2**

			ISSUE AND MATURITY	INTEREST	ISSUED	OUTSTANDING
			DATES	%		
1873	Fund 12052	Series H	1994-09	5.80-5.875	7,125	1
1873	Fund 12052	Series H	2000-08	5	98	98
1873	Fund 12052	Series H	2000-07	5.25	400	400
1873	Fund 12052	Series H	2001-13	5.125	1,330	1,330
1873	Fund 12052	Series H	2002-22	4.85	1,000	1,000
1873	Fund 12052	Series H	2003-07	4	200	200
1873	Fund 12052	Series I	2003-06	5	3	3
1873	Fund 12052	Series I	1994-06	5.76-5.94	6,223	6,223
1873	Fund 12052	Series I	2000-07	5.25	1,327	1,327
1873	Fund 12052	Series I	2000-08	5	5,840	5,840
1873	Fund 12052	Series I	2002-07	5.2	2	2
1873	Fund 12052	Series I	2004-14	5	252	252
1873	Fund 12052	Series I	2004-14	2	5,000	5,000
1873	Fund 12052	Series I	2003-17	4.1	600	600
1873	Fund 12052	Series J	2001-13	5.125	368	368
1873	Fund 12052	Series J	2003-19	5	52	52
1873	Fund 12052	Series J	2004-07	2.5	155	155
1873	Fund 12052	Series K	2001-13	5.125	326	326
1873	Fund 12052	Series K	2002-22	4.85	99	99
1873	Fund 12052	Series L	2003-17	4.1-5	3,771	3,771
1873	Fund 12052	Series M	2003-19	5	802	802
1873	Fund 12052	Series M	2004-14	2.5	1,328	1,328
1873	Fund 12052	Series M-1	1998-06	4	127	127
1873	Fund 12052	Series M-2	1998-06	4.5	55	55
1873	Fund 12052	Series O	2000-07	5.25	519	519
1873	Fund 12052	Series P	2000-08	5	400	400
1874	Fund 12053	Series C	1990-07	7.24-7.282	8,850	8,850
1874	Fund 12053	Series F	1994-04	5.375	5,125	1,625
1874	Fund 12053	Series G	2000-09	5.5	3,000	3,000
1874	Fund 12053	Series C	1991-11	6.56-6.727	12,494	12,494
1874	Fund 12053	Series G	2000-08	5	2,000	2,000
1877	Fund 12054	Series A	1988-08	7.513	1,200	1,200
1878	Fund 12040	Series A	1991-09	6.983-7.026	1,000	1,000
1879	Fund 12055	Series I	2000-07	5.25	316	316
1879	Fund 12055	Series L	2004-14	5	134	134
1879	Fund 12055	Series K	2000-09	4.5-5.5	501	501
1971	Fund 12059	Series A	2000-11	5-5.75	15,000	200
1971	Fund 12059	Series A	2000-07	4.375-5.25	32,350	32,350
1971	Fund 12059	Series B	2001-09	4.1-5.25	21,000	21,000
1971	Fund 12059	Series B	2002-12	3-4.5	51,200	51,200
1971	Fund 12059	Series C	2002-15	3.9-5.375	5,782	1,735
1971	Fund 12059	Series A	2003-06	5	6,000	6,000
1971	Fund 12059	Series C	2003-16	3.6-5.25	35,000	35,000
1971	Fund 12059	Series D	2003-13	5	35,000	35,000
1971	Fund 12059	Series G	2004-14	5	20,000	20,000
1971	Fund 12059	Series F	2004-14	2	5,000	5,000
1971	Fund 12059	Series A	2001-14	4.1-5.375	73,800	43,730
1971	Fund 12059	Series A-2	2001-12	4.33	20,000	20,000
1971	Fund 12059	Series B	2003-20	5	10,000	10,000
1971	Fund 12059	Series E	2003-10	2-5	23,000	23,000
3753	Fund 13014	Series B	2000-04	6.45	17	17
3795	Fund 13019	Series F	1990-10	7.275-7.318	13,592	13,592
3795	Fund 13019	Series J	1993-05	4.40-4.625	12,967	3,800
3795	Fund 13019	Series O	1997-14	3.75	25,000	24,234
3795	Fund 13019	Series Q	1998-09	3.4-4	75,000	49,980
3795	Fund 13019	Series S	2000-06	4.25-5.25	54,659	51,300
3795	Fund 13019	Series T	2001-21	4.75-5	42,385	42,385
3795	Fund 13019	Series U	2001-13	3.5-5.125	83,367	42,042

**SCHEDULE E-2**

			<b>ISSUE AND MATURITY DATES</b>	<b>INTEREST %</b>	<b>ISSUED</b>	<b>OUTSTANDING</b>
3795	Fund 13019	Series V	2002-05	2-5	23,020	20,920
3795	Fund 13019	Series W	2003-17	3.8-5	55,000	55,000
3795	Fund 13019	Series Y			40,000	40,000
3795	Fund 13019	Series Z			34,720	34,720
3795	Fund 13019	Series X	2003-09	4.60-5.00	33,780	33,780
6024	Fund 21004	Series G	2003-08	4.25	20,560	20,560
6024	Fund 21004	Series B	2002-12	4.2-5.2	4,990	4,990
<b>Elderly Housing</b>						
1800	Fund 12063	Series C	2003-06	4.25	2,500	2,500
1800	Fund 12063	Series C	1998-18	6.98	17,889	10,954
1800	Fund 12063	Series E	1992-09	6.76	7,576	5,474
1800	Fund 12063	Series E	2000-06	4.375	3,475	3,475
1800	Fund 12063	Series C	1998-18	5	6,973	6,973
1800	Fund 12063	Series E	2000-06	4.375	4,101	4,101
1800	Fund 12063	Series F	2002-10	4.25	2,543	2,543
1800	Fund 12063	Series B	2002-12	4.25	8,397	8,397
1800	Fund 12063	Series	2003-05	4.25	7,753	2,560
3775	Fund 12040	Series C	1991-11	7-7.026	9,455	9,455
3804	Fund 12040	Series B	1991-11	7.5	150	150
<b>Elimination of Water Pollution</b>						
3080	Fund 13007	Series M	1990-10	7.312	4,000	3,995
6864	Fund 21014	Series A	2001-22	4.65	3,605	3,320
6864	Fund 21014	Series B	1988-06	7.44-7.525	2,926	311
6864	Fund 21014	Series F	1989-04	6.961-7	5,019	4,558
6864	Fund 21014	Series J1	1991-11	6.753	12,873	5,150
6864	Fund 21014	Series J2	1991-11	6.753	19,690	4,715
6864	Fund 21014	Series L1	1992-12	6.034	26,145	12,493
6864	Fund 21014	Series V1	1996-18	5.03	5,000	3,584
6864	Fund 21014	Series V2	1996-17	5.03	3,290	1,545
6864	Fund 21014	Series W	2000-07	4.7-4.8	35,000	35,000
6864	Fund 21014	Series Y	1997-08	4.8-5.5	35,000	35,000
6864	Fund 21014	Series Z1	1997-20	5.081	19,000	15,132
6864	Fund 21014	Series Z2	1997-20	5.081	5,200	3,400
6864	Fund 21014	Series AA1	1998-18	4.8-4.875	18,995	16,720
6864	Fund 21014	Series AA2	1998-17	4.5	16,005	16,005
6864	Fund 21014	Series AA	2001-11	4.1-5	35,000	35,000
6864	Fund 21014	Series BB2	1999-22	4.633	18,000	15,982
6864	Fund 21014	Series BB1	1999-22	4.633	4,875	4,320
6864	Fund 21014	Series B-C	2001-22	4.6518	7,319	7,022
6864	Fund 21014	Series B-D	2001-22	4.6518	3,079	2,955
6864	Fund 21014	Series BD	2003-23	4.5-5	25,000	25,000
6866	Fund 21016	Series DD	2004-12	3-5	13,600	13,600
6866	Fund 21016	Series W	1996-05	5.00-6.25	9,645	2,860
<b>Specific Highway Purposes</b>						
3092	Fund 13011	Series E	1997-17	4.25-5.50	10,598	2,653
<b>Infrastructure Improvements</b>						
3842	Fund 13033	- 1988 Series B	1988-08	7.75	7,113	3,418
3842	Fund 13033	- 1990 Series 1	1990-10	6.171	250,000	128,900
3842	Fund 13033	- 1990 Series A	1990-10	6.10-8	250,000	43,985
3842	Fund 13033	- 1991 Series B	1991-12	5-10	266,000	77,655
3842	Fund 13033	- 1992 Series B	1992-12	3-6.15	275,000	116,290
3842	Fund 13033	- 1995 Series A	1995-15	5.1	125,000	5,875
3842	Fund 13033	- 1995 Series B	1995-04	4.7	162,445	7,945
3842	Fund 13033	- 1996 Series A	1996-16	4.125-6.00	129,020	7,065
3842	Fund 13033	- 1996 Series B	1996-06	6	121,980	20,285
3842	Fund 13033	- 1997 Series A	1997-17	4.4-5.5	150,000	52,790
3842	Fund 13033	- 1998 Series B-2	1998-18	4-5.5	192,955	92,585
3842	Fund 13033	- 1998 Series B-21	1998-08	5-5.25	9,015	9,015

**SCHEDULE E-2**

		<b>ISSUE AND MATURITY DATES</b>	<b>INTEREST %</b>	<b>ISSUED</b>	<b>OUTSTANDING</b>
3842	Fund 13033 - 1999 Series A1	1999-08	4.1-4.8	38,237	19,877
3842	Fund 13033 - 1999 Series A	1999-19	4.8-6	111,763	25,118
3842	Fund 13033 - 2000 Series A-1	2000-14	4.375-5.25	125,000	85,535
3842	Fund 13033 - 2000 Series A	2000-20	6	5,438	5,438
3842	Fund 13033 - 2000 Series B	2000-20	6	94,562	94,562
3842	Fund 13033 - 2001 Series A	2001-21	2-5.375	175,000	68,615
3842	Fund 13033 - 2002 Series A	2002-22	3-5.375	112,000	108,530
3842	Fund 13033 - 2002 Series B	2002-22	2.5-5.5	215,000	207,745
3842	Fund 13033 - 2003 Series	2003-18	3-5	70,763	70,763
3842	Fund 13033 - 2003 Series	2004-24	5	80,237	80,237
3842	Fund 13033 - 2003 Series	2003-12	2-5	49,000	49,000
3842	Fund 13033 - 1993 Series A - Refunding Bonds	1993-10	2.65-5.40	560,750	128,950
3842	Fund 13033 - 1995 Series C - Refunding Bonds	1995-05	3.60-6.25	160,630	23,010
3842	Fund 13033 - 1996 Series C - Refunding Bonds	1996-09	4-6	79,795	79,420
3842	Fund 13033 - 1997 Series B - Refunding Bonds	1997-07	4-5.5	65,415	55,380
3842	Fund 13033 - 1998 Series A - Refunding Bonds	1998-14	4.25-5.5	197,500	196,695
3842	Fund 13033 - 2001 Series B - Refunding Bonds	2001-15	3.25-5.375	533,335	519,705
3842	Fund 13033 - 2003 Series A - Refunding Bonds	2003-10	2-5	338,610	338,610
3842	Fund 13033 - 2003 2nd lien - Refunding Bonds	2003-22	3.29	421,980	419,060
<b>Other Transportation Purposes</b>					
3803	Fund 13022 Series A - Ramp Construction	1988-08	7.513-7.525	344	344
<b>General Obligation Refunding</b>					
	General Obligation Refunding (Feb. 1993)	1993-10	2.85-5.60	189,955	5,515
	General Obligation Refunding (Mar. 1993)	1993-10	2.40-5.50	80,580	56,635
	General Obligation Refunding (Oct. 1993)	1993-12	3.10-6	183,810	53,220
	General Obligation Refunding (Nov. 1996)	1996-04	3.6-6	40,735	3,175
	General Obligation Refunding (Nov. 1996)	1996-04	6	23,775	23,760
	General Obligation Refunding (Sept. 1997)	1997-12	4-5.5	126,765	122,700
	General Obligation Refunding (Feb. 1998)	1998-15	3.65-5.125	146,780	144,785
	General Obligation Refunding (July 1998)	1998-08	5.65-6.140	74,025	22,945
	General Obligation Refunding (June 2001)	2001-16	4.4-5.5	504,575	504,575
	General Obligation Refunding (Nov. 2001)	2001-19	3-5.125	334,245	332,555
	General Obligation Refunding (Nov. 2001)	2001-08	3-5	86,285	69,030
	General Obligation Refunding (June 2002)	2002-18	3-5.5	142,130	132,730
	General Obligation Refunding (August 2002)	2002-15	3-5.5	256,355	229,190
	General Obligation Refunding (April 2003)	2003-07	4-6	40,470	40,425
	General Obligation Refunding (August 2003)	2004-10	5	215,580	210,800
	General Obligation Refunding (December 2003)	2004-11	2-5	165,995	163,715
	General Obligation Refunding (January 2004)	2004-20	2-5	216,950	216,950
	General Obligation Refunding (April 2004)	2004-20	2-5	1,030,375	1,027,725
	PARS Refunding	1998-06	5.65-6.12	30,000	30,000
<b>Miscellaneous</b>					
	CDA Increment Financing Amphitheater	1994-24	4-6.375	9,885	8,495
	CDA Increment Financing Norwich Yankee	1994-06	4-6	1,545	480
	CDA Increment Financing Oakdale	1995-15	3.75-5.55	9,900	7,065
	CDA Increment Financing Lake Compounce	1997-17	3.8-5.375	18,000	13,785
	CHEFA Childcare Facilities Series A	1998-28	6.75	5,375	5,375
	CHEFA Childcare Pool Series A	1998-28	3.5-5	10,175	8,390
	CHEFA Childcare Series C	1999-29	4.1-5.625	18,690	17,395
	CHEFA Childcare Series D	2000-30	4.4-5.5	3,940	3,805
	CHEFA Childcare Series E	2001-31	4-5	3,865	3,795
	Special Obligation Rate Reduction	2004-11	3-5	205,345	205,345
1011	Fund 12028 Series A	2002-12	5.2	53,000	53,000
1951	Fund 12057 Series B	1997-05	Variable	10,000	10,000
1951	Fund 12057 Series C	2000-04	6.45	260	260
1961	Fund 12058 Series A	2003-05	5	1,480	1,480
1961	Fund 12058 Series B	2002-10	5.2	270	270

**SCHEDULE E-2**

	<b>ISSUE AND MATURITY DATES</b>	<b>INTEREST %</b>	<b>ISSUED</b>	<b>OUTSTANDING</b>
3783 Fund 13015 Series P - Agricultural Land	2000-08	4.5	4,520	4,520
3783 Fund 13015 Series Q - Agricultural Land	2004-14	2.5	2,000	2,000
<b>Total from General and Transportation Funds</b>			<b>17,250,420</b>	<b>12,481,819</b>
<b>Bonds Redeemable from Other Sources</b>				
<b>University and State University</b>				
3876 Fund 13042 Series A	1993-09	5.25-5.40	1,500	1,500
3876 Fund 13042 Series A	1993-12	5.40-5.50	1,530	1,530
3876 Fund 13042 Series A	1997-17	4.625-6	5,725	2,130
3876 Fund 13042 Series B	1993-12	4.30-7	5,398	1,195
3876 Fund 13042 Series B	1997-17	5.125-5.25	2,394	280
3876 Fund 13042 Series C	1994-10	5.20-5.50	2,094	-
3876 Fund 13042 Series C	1995-15	4.60-6.00	6,445	1,000
3876 Fund 13042 Series D	1994-10	5.25-5.90	5,000	335
3876 Fund 13042 Series E	1994-10	5.20-5.50	7,906	1
3876 Fund 13042 Series G	1997-09	4.625-6.0	1,720	1,180
Student Fee Revenue Bonds Series A-1998	1998-27	3.55-5.125	33,560	29,845
Student Fee Revenue Bonds Series A-2002	2002-30	2.1-5.25	75,430	72,485
Student Fee Revenue Bonds Series A-Refunding	2002-29	3-5.25	96,130	91,425
<b>Bradley International Airport</b>				
Bradley International Airport Refunding	1992-12	7-7.65	94,065	42,150
Bradley International Airport Refunding-2001B	2001-12	3.25-4.3	19,180	18,700
Special Obligation Parking Revenue Bonds A	2000-24	6.125-6.6	47,665	47,665
Special Obligation Parking Revenue Bonds B	2000-06	8	6,135	6,135
Bradley Expansion Bonds	2001-31	3.5-5.25	194,000	191,170
<b>Clean Water</b>				
6865 Fund 21015 Series 1993 A	1993-12	4.75-10	50,000	28,150
6865 Fund 21015 Series 1994 A	1994-06	4.05 -6.50	75,000	9,000
6865 Fund 21015 Series 1996 A	1996-18	4.50-5.875	80,000	13,070
6865 Fund 21015 Series 1997 A	1997-20	4.35-6.0	110,000	25,465
6865 Fund 21015 Series 1999 A	1999-22	4-5.125	125,000	30,650
6865 Fund 21015 Series 2001 A	2001-22	4	70,385	25,149
6865 Fund 21015 Series 2003 A	2003-25	2-5	118,085	118,085
6865 Fund 21015 Series 1996 A - Refunding Bond	1996-11	3.45-5.60	48,445	42,560
6865 Fund 21015 Series 2003 B - Refunding Bond	2003-15	2-5	115,785	113,750
6865 Fund 21015 Series 2003 C-1 - Refunding Bond	2003-22	3.18	55,000	55,000
6865 Fund 21015 Series 2003 C-2 - Refunding Bond	2003-22	3.18	66,375	66,375
6865 Fund 21015 Series 1999 A - Refunding Bond	1999-16	3.45-5.25	78,995	73,425
6868 Fund 21018 Series 2001 A	2001-22	4-5.5	29,615	10,581
<b>Regional Market</b>				
3016 Fund 13002 Series A	1994-09	5.20-5.50	75	10
<b>Second Injury Fund</b>				
Second Injury Fund Revenue Bonds A-1	2000-15	4.5-5.25	124,100	54,255
<b>Total from Other Sources</b>			<b>1,752,737</b>	<b>1,174,251</b>
<b>Total Bonds Outstanding</b>			<b>\$ 19,003,157</b>	<b>\$ 13,656,070</b>

# CHANGES IN BONDS AND NOTES OUTSTANDING

**SCHEDULE E-3**

**JULY 1, 2003 TO JUNE 30, 2004**

**(In Thousands)**

	<b>OUTSTANDING 7/1/2003</b>	<b>ADDITIONS 2003-04</b>	<b>RETIRED/ DEFEASED 2003-04</b>	<b>OUTSTANDING 6/30/2004</b>
<b>Bonds Redeemable From General and Transportation</b>				
<b>Fund Revenues</b>				
Capital Improvements and Other Purposes	\$ 2,694,496	\$ 218,552	\$ 729,285	\$ 2,183,763
School Construction	1,547,684	416,220	404,492	1,559,412
Municipal and Other Grants and Loans	1,724,625	349,628	493,826	1,580,427
Elderly Housing	17,366	-	7,761	9,605
Elimination of Water Pollution	289,637	13,600	35,570	267,667
Specific Highway Purposes	11,228	-	8,575	2,653
Infrastructure Improvement	3,186,118	200,000	244,060	3,142,058
Other Transportation	499	-	155	344
General Obligation Refunding	2,316,865	1,967,510	893,945	3,390,430
Miscellaneous	143,408	2,000	5,293	140,115
<b>Total From General and Transportation Fund</b>	<b>11,931,926</b>	<b>3,167,510</b>	<b>2,822,962</b>	<b>12,276,474</b>
<b>Bonds Redeemable From Other Sources</b>				
University and State University	210,541	97,845	105,480	202,906
Bradley International Airport	311,960	-	6,140	305,820
Rental Housing	-	205,345	-	205,345
Clean Water Fund	566,875	355,245	310,860	611,260
Regional Market	20	-	10	10
Second Injury Fund	111,130	-	56,875	54,255
<b>Total From Other Sources</b>	<b>1,200,526</b>	<b>658,435</b>	<b>479,365</b>	<b>1,379,596</b>
<b>Total Bonds Outstanding</b>	<b>\$ 13,132,452</b>	<b>\$ 3,825,945</b>	<b>\$ 3,302,327</b>	<b>\$ 13,656,070</b>
<b>Notes Redeemable from General Fund Revenue</b>				
Economic Recovery Notes	\$ 219,235	\$ 97,700	\$ 43,720	\$ 273,215

Occasionally during the fiscal year, cash resulting from bond refundings was used to purchase investments in U.S. Government Securities which were placed into an irrevocable trust for the eventual payment of certain bonds which are considered to be defeased at the fiscal year end. A summary of these transactions follows.

<b>Refunding Date</b>	<b>Refunding Bonds Issued</b>	<b>Defeased Bonds</b>	
July 2003	\$ 338,610	\$ 345,830	- with various due dates from September 1, 2004 through 2006
August 2003	215,580	224,115	- with various due dates from February 1, 2004 through 2010
November 2003	165,995	171,580	- with various due dates from March 15, 2006 through 2011
January 2004	216,950	223,160	- with various due dates from February 1, 2008 through 2020
April 2004	1,030,375	1,031,575	- with various due dates from May 1, 2005 through 2020
<b>Totals</b>	<b>\$ 1,967,510</b>	<b>\$ 1,996,260</b>	

**BONDS OUTSTANDING BY YEARS OF MATURITY**

**AS OF JUNE 30, 2004**

(In Thousands)

FISCAL YEAR	REDEEMABLE FROM GENERAL AND TRANSPORTATION FUND REVENUE		REDEEMABLE FROM OTHER SOURCES		TOTALS		TOTAL BONDED DEBT SERVICE
	PRINCIPAL	INTEREST	PRINCIPAL	INTEREST	PRINCIPAL	INTEREST	
	2004-05	\$ 987,637	\$ 637,885	\$ 89,785	\$ 64,143	\$ 1,077,422	
2005-06	974,285	598,721	88,110	60,163	1,062,395	658,884	1,721,279
2006-07	952,361	569,281	88,565	55,955	1,040,926	625,236	1,666,162
2007-08	965,486	533,012	97,210	51,647	1,062,696	584,659	1,647,355
2008-09	928,973	524,304	97,630	47,054	1,026,603	571,358	1,597,961
2009-10	925,793	472,684	101,155	42,395	1,026,948	515,079	1,542,027
2010-11	861,629	368,944	88,956	37,536	950,585	406,480	1,357,065
2011-12	777,801	306,635	48,170	33,828	825,971	340,463	1,166,434
2012-13	737,048	248,818	52,715	31,135	789,763	279,953	1,069,716
2013-14	653,325	199,522	48,100	28,597	701,425	228,119	929,544
2014-15	574,506	160,595	45,330	26,222	619,836	186,817	806,653
2015-16	519,755	133,245	46,705	23,888	566,460	157,133	723,593
2016-17	487,555	109,342	46,870	21,577	534,425	130,919	665,344
2017-18	431,016	87,795	39,775	19,715	470,791	107,510	578,301
2018-19	388,301	67,971	47,505	17,783	435,806	85,754	521,560
2019-20	338,646	50,003	44,300	15,833	382,946	65,836	448,782
2020-21	263,906	34,235	45,155	13,881	309,061	48,116	357,177
2021-22	237,704	22,016	40,925	12,004	278,629	34,020	312,649
2022-23	174,392	11,043	40,385	10,158	214,777	21,201	235,978
2023-24	82,835	4,092	29,160	8,576	111,995	12,668	124,663
2024-25	2,575	684	27,765	7,121	30,340	7,805	38,145
2025-26	2,010	553	22,040	5,867	24,050	6,420	30,470
2026-27	2,130	437	19,980	4,828	22,110	5,265	27,375
2027-28	2,245	314	21,000	3,803	23,245	4,117	27,362
2028-29	2,365	185	19,945	2,775	22,310	2,960	25,270
2029-30	1,465	78	20,980	1,746	22,445	1,824	24,269
2030-31	490	25	10,415	829	10,905	854	11,759
2031-32	240	6	10,965	281	11,205	287	11,492
2032-33	-	-	-	-	-	-	-
2033-34	-	-	-	-	-	-	-
Totals	<u>\$ 12,276,474</u>	<u>\$ 5,142,425</u>	<u>\$ 1,379,596</u>	<u>\$ 649,340</u>	<u>\$ 13,656,070</u>	<u>\$ 5,791,765</u>	<u>\$ 19,447,835</u>



**BOND COMMISSION ALLOCATIONS AVAILABLE**

**JUNE 30, 2004**

(In Thousands)

FUND NO.	AUTHORIZED BY BOND ACTS	ALLOCATED		UNALLOCATED BALANCE	
		BONDS ISSUED	BONDS UNISSUED		
12029	Student Loan Foundation	\$ 5,000	\$ -	\$ 5,000	\$ -
12033	Economic Development	141,430	109,430	23,000	9,000
12034	Economic Assistance	626,800	527,939	37,994	60,867
12036	Economic Stabilization	95,000	86,463	8,537	-
12047	Child Care Facilities	7,775	5,184	5	2,586
12050	Local Capital Improvement	470,000	397,500	5,000	67,500
12051	Capital Equipment Purchase	248,440	222,353	17,087	9,000
12052	Grants to Local Governments and Others	1,210,890	957,287	128,753	124,850
12053	Economic Development and Other Grants	104,193	101,194	2,999	-
12055	Housing for Homeless Persons with AIDS	8,100	6,061	1,450	589
12057	Bond Exemption Acquisition Fund	35,500	33,260	2,240	-
12058	Special Contaminated Property Remediation and Insurance Fund	5,000	2,000	-	3,000
12059	Hartford Downtown Redevelopment	500,000	365,130	107,464	27,406
12061	Higher Education Endowment Fund	10,500	-	-	10,500
12063	Housing Assistance	485,978	442,180	35,741	8,057
13007	Elimination of Water Pollution	398,000	397,966	34	-
13008	Specific Highway Purposes	76,950	74,500	2,450	-
13009	School Construction	3,825,770	3,680,569	75,951	69,250
13011	Specific Highway Purposes	142,050	140,598	1,452	-
13013	Transportation Facilities	10,098	10,095	3	-
13015	Agricultural Land Preservation	87,750	80,499	5,497	1,754
13019	Community Conservation and Development	906,988	687,372	214,135	5,481
13022	Ramp Construction	500	499	1	-
13030	Transportation Improvements	1,500	1,339	161	-
13033	Infrastructure Improvements	5,643,014	5,196,651	432,863	13,500
13036	University and State University Facilities	1,731	1,623	108	-
13037	University and State University Facilities	4,147	4,131	16	-
13042	University and State University Facilities	104,363	104,192	171	-
17001	Capital Improvements and Other Purposes	321,166	217,495	9,118	94,553
17011	Capital Improvements and Other Purposes	641,231	334,752	55,742	250,737
17021	Capital Improvements and Other Purposes	435,048	162,914	37,218	234,916
17086	Capital Improvements and Other Purposes	226,963	226,609	354	-
17094	Capital Improvements and Other Purposes	53,621	52,929	692	-
17731	Capital Improvements and Other Purposes	42,899	41,000	1,899	-
17741	Capital Improvements and Other Purposes	144,627	144,485	142	-
17771	Capital Improvements and Other Purposes	80,530	80,124	406	-
17781	Capital Improvements and Other Purposes	90,246	85,747	4,499	-
17791	Capital Improvements and Other Purposes	40,803	39,678	1,125	-
17801	Capital Improvements and Other Purposes	72,606	72,070	536	-
17811	Capital Improvements and Other Purposes	77,338	75,100	2,238	-
17831	Capital Improvements and Other Purposes	88,295	86,802	1,493	-
17841	Capital Improvements and Other Purposes	117,260	114,614	2,646	-
17851	Capital Improvements and Other Purposes	116,687	113,336	3,351	-
17861	Capital Improvements and Other Purposes	119,860	111,185	8,675	-
17871	Capital Improvements and Other Purposes	521,848	507,124	14,724	-
17891	Capital Improvements and Other Purposes	416,558	410,574	3,789	2,195
17901	Capital Improvements and Other Purposes	534,337	528,221	5,673	443
17911	Capital Improvements and Other Purposes	148,920	141,840	3,777	3,303
17921	Capital Improvements and Other Purposes	322,136	320,383	53	1,700
17931	Capital Improvements and Other Purposes	630,191	615,191	13,063	1,937

**SCHEDULE E-5**

FUND NO.		AUTHORIZED BY BOND ACTS	ALLOCATED		UNALLOCATED BALANCE
			BONDS ISSUED	BONDS UNISSUED	
17951	Capital Improvements and Other Purposes	209,833	190,950	15,047	3,836
17961	Capital Improvements and Other Purposes	250,544	209,345	25,377	15,822
17971	Capital Improvements and Other Purposes	198,773	186,057	7,364	5,352
17981	Capital Improvements and Other Purposes	217,617	206,845	663	10,109
17991	Capital Improvements and Other Purposes	313,520	251,124	893	61,503
12040	Housing Development Corporations	11,000	10,965	35	-
21004	Connecticut Innovations	114,801	114,290	511	-
21014	Clean Water/Long Island Sound - G.O.	801,030	597,357	106,886	96,787
21015	Clean Water/Drinking Water - Revenue	1,238,400	863,085	145,090	230,225
35013	Industrial Building Mortgage Insurance	26,000	5,550	19,450	1,000
	<b>Totals</b>	<b>\$ 23,782,155</b>	<b>\$ 20,753,756</b>	<b>\$ 1,600,641</b>	<b>\$ 1,427,758</b>

# INTERNAL SERVICE FUNDS

## **Statements:**

EXHIBIT F            Balance Sheet

SCHEDULE F-1        Statement of Cash Receipts and Disbursements

## **Comments:**

Internal service funds account for the financing of goods or services provided by one department or agency to other departments or agencies of the State, or to other governmental units, on a cost-reimbursement basis.

**INTERNAL SERVICE FUNDS  
BALANCE SHEET  
JUNE 30, 2004**

	22001	22002
	CORRECTION INDUSTRIES	TECHNICAL SERVICES
<b>Assets</b>		
Cash and Short Term Investments	\$ 6,071,255	\$ 5,841,910
Due From Other Funds	<u>17,293</u>	<u>-</u>
<b>Total Assets</b>	<b><u>\$ 6,088,548</u></b>	<b><u>\$ 5,841,910</u></b>
 <b>Liabilities, Reserves, Capital and Fund Balances</b>		
Appropriations Continued	\$ 5,373,881	\$ 29,588,250
Capital	4,980,000	1,100,000
Fund Balances	<u>(4,265,333)</u>	<u>(24,846,340)</u>
<b>Total Liabilities, Reserves, Capital and Fund Balances</b>	<b><u>\$ 6,088,548</u></b>	<b><u>\$ 5,841,910</u></b>

**INTERNAL SERVICE FUNDS  
STATEMENT OF CASH RECEIPTS AND DISBURSEMENTS  
FISCAL YEAR ENDED JUNE 30, 2004**

	22001	22002
	CORRECTION INDUSTRIES	TECHNICAL SERVICES
<b>Cash, July 1, 2003</b>	<b>\$ 5,573,751</b>	<b>\$ 2,269,246</b>
<b>Receipts and Transfers:</b>		
Other Receipts	18,420,804	42,363,310
Interfund Transfers	<u>15,030</u>	<u>-</u>
<b>Totals</b>	<b><u>24,009,585</u></b>	<b><u>44,632,556</u></b>
 <b>Disbursements:</b>		
Current Expenses, Fixed Charges and Capital Outlay	<u>17,938,330</u>	<u>38,790,646</u>
<b>Cash, June 30, 2004</b>	<b><u>\$ 6,071,255</u></b>	<b><u>\$ 5,841,910</u></b>

**EXHIBIT F**

22003	22004	
GENERAL SERVICES	CAPITAL EQUIPMENT DATA PROCESSING	TOTAL
\$ (24,663,224)	\$ 2,242,313	\$ (10,507,746)
-	-	17,293
<u>\$ (24,663,224)</u>	<u>\$ 2,242,313</u>	<u>\$ (10,490,453)</u>
\$ 2,027,114	\$ 2,242,313	\$ 39,231,558
-	-	6,080,000
(26,690,338)	-	(55,802,011)
<u>\$ (24,663,224)</u>	<u>\$ 2,242,313</u>	<u>\$ (10,490,453)</u>

**SCHEDULE F-1**

22003	22004	
GENERAL SERVICES	CAPITAL EQUIPMENT DATA PROCESSING	TOTAL
\$ (38,750,521)	\$ 2,242,313	\$ (28,665,211)
27,210,425	-	87,994,539
-	-	15,030
(11,540,096)	2,242,313	59,344,358
13,123,128	-	69,852,104
<u>\$ (24,663,224)</u>	<u>\$ 2,242,313</u>	<u>\$ (10,507,746)</u>



# **ENTERPRISE FUNDS**

## **Statements:**

**EXHIBIT G**

**Balance Sheet**

**SCHEDULE G-1**

**Statement of Cash Receipts and Disbursements**

## **Comments:**

Enterprise funds account for operations that are financed and operated in a manner similar to private business enterprises where the intent of the State is that the costs of providing goods or services to the general public on a continuing basis be financed or recovered primarily through user charges.

**ENTERPRISE FUNDS  
BALANCE SHEET  
JUNE 30, 2004**

**ASSETS**

FUND NO.	CASH AND SHORT TERM INVESTMENTS	ACCOUNTS AND LOANS RECEIVABLE	LONG TERM INVESTMENTS	DUE FROM OTHER FUNDS	CASH AND INVESTMENTS WITH THE TRUSTEE
21001 Teacher Incentive Loans	\$ 61,099	\$ -	\$ -	\$ -	\$ -
21002 Health Center Hospital	4,367,294	19,849,000	174,167	-	-
21003 Vocational Education Extension	1,924,107	-	-	-	-
21004 Connecticut Innovations Incorporated	9,544,350	201,612	-	-	-
21005 Auto Emissions Inspection	12,363,427	-	-	-	-
21006 Academic Scholarship Loans	531,300	83,626	-	-	-
21007 Substance Abuse Revolving Loans	105,804	-	-	-	-
21008 Bradley International Parking Operations	-	-	-	-	11,831,148
21009 Bradley International Airport Operations	15,292,582	-	-	44,915	32,304,609
21010 Local Bridge Revolving - Bond Financed	16,644,180	464,321	-	-	-
21011 Local Bridge Revolving - Revenue Financed	24,296,477	-	-	-	-
21012 Bradley International General Revenue Bonds	-	-	-	-	110,737,803
21013 Community Residential Facility Loans	1,996,493	10,348,180	-	-	-
21019 Stadium Facility Enterprise Fund	86,178	-	-	-	-
21020 Rate Reduction Bonds	-	-	-	-	21,777,794
Various Clean Water	40,110,003	658,270,637	-	-	444,935,208
Various Drinking Water	1,069,521	52,995,470	-	-	44,295,891
<b>Totals</b>	<b>\$ 128,392,815</b>	<b>\$ 742,212,846</b>	<b>\$ 174,167</b>	<b>\$ 44,915</b>	<b>\$ 665,882,453</b>

**ENTERPRISE FUNDS  
STATEMENT OF CASH RECEIPTS AND DISBURSEMENTS  
FISCAL YEAR ENDED JUNE 30, 2004**

**RECEIPTS AND**

**TRANSFERS**

FUND NO.	CASH AND SHORT TERM INVESTMENTS JULY 1, 2003	SALE OF LONG TERM INVESTMENTS	SALE OF BONDS	OTHER RECEIPTS	INTERFUND TRANSFERS
21001 Teacher Incentive Loans	\$ 61,099	\$ -	\$ -	\$ -	\$ -
21002 Health Center Hospital	(4,698,988)	52,391	-	191,072,819	-
21003 Vocational Education Extension	1,230,912	-	-	2,584,709	-
21004 Connecticut Innovations Incorporated	9,496,918	-	-	3,802,500	-
21005 Auto Emissions Inspection	10,318,377	-	-	310,593	6,500,000
21006 Academic Scholarship Loans	496,700	-	-	34,600	-
21007 Substance Abuse Revolving Loans	105,804	-	-	-	-
21009 Bradley International Airport Operations	14,098,209	-	-	30,260,296	54,783
21010 Local Bridge Revolving - Bond Financed	18,029,717	-	-	434,841	-
21011 Local Bridge Revolving - Revenue Financed	24,018,430	-	-	278,047	-
21013 Community Residential Facility Loans	2,183,469	-	-	1,054,374	-
21019 Stadium Facility Enterprise Fund	14,400	-	-	71,778	-
Various Clean Water	24,379,984	-	13,600,000	6,625,395	(9,992,603)
Various Drinking Water	704,522	-	-	4,439,895	11,569,288
<b>Totals</b>	<b>\$ 100,439,553</b>	<b>\$ 52,391</b>	<b>\$ 13,600,000</b>	<b>\$ 240,969,847</b>	<b>\$ 8,131,468</b>



**EXHIBIT G****LIABILITIES, RESERVES, CAPITAL AND FUND BALANCES**

TOTAL ASSETS	ACCOUNTS PAYABLE AND OTHER LIABILITIES	RESERVE FOR RECEIVABLES	APPROPRIATIONS CONTINUED	CAPITAL	FUND BALANCES	TOTAL LIABILITIES, RESERVES, CAPITAL AND FUND BALANCES
\$ 61,099	\$ -	\$ -	\$ -	\$ -	\$ 61,099	\$ 61,099
24,390,461	688	19,849,000	(9,741,881)	500,000	13,782,654	24,390,461
1,924,107	-	-	1,317,563	350,000	256,544	1,924,107
9,745,962	-	201,612	(2,095,339)	-	11,639,689	9,745,962
12,363,427	-	-	642,945	-	11,720,482	12,363,427
614,926	-	83,626	10,229	-	521,071	614,926
105,804	-	-	105,804	-	-	105,804
11,831,148	-	-	-	-	11,831,148	11,831,148
47,642,106	-	-	14,583,837	-	33,058,269	47,642,106
17,108,501	-	464,321	15,974,382	-	669,798	17,108,501
24,296,477	-	-	24,205,053	-	91,424	24,296,477
110,737,803	-	-	-	-	110,737,803	110,737,803
12,344,673	-	10,348,180	1,038,040	-	958,453	12,344,673
86,178	-	-	-	-	86,178	86,178
21,777,794	-	-	-	-	21,777,794	21,777,794
1,143,315,848	-	658,270,637	269,156,958	-	215,888,253	1,143,315,848
98,360,882	-	52,995,470	5,142,028	-	40,223,384	98,360,882
<u>\$ 1,536,707,196</u>	<u>\$ 688</u>	<u>\$ 742,212,846</u>	<u>\$ 320,339,619</u>	<u>\$ 850,000</u>	<u>\$ 473,304,043</u>	<u>\$ 1,536,707,196</u>

**SCHEDULE G-1****DISBURSEMENTS**

TRANSFERS FROM TRUSTEE	TOTALS	CURRENT EXPENSES FIXED CHARGES AND CAPITAL OUTLAY	TRANSFERS TO TRUSTEE	TOTAL DISBURSEMENTS	CASH AND SHORT TERM INVESTMENTS JUNE 30, 2004
\$ -	\$ 61,099	\$ -	\$ -	\$ -	\$ 61,099
-	186,426,222	182,058,928	-	182,058,928	4,367,294
-	3,815,621	1,891,514	-	1,891,514	1,924,107
-	13,299,418	3,755,068	-	3,755,068	9,544,350
-	17,128,970	4,765,543	-	4,765,543	12,363,427
-	531,300	-	-	-	531,300
-	105,804	-	-	-	105,804
-	44,413,288	29,120,706	-	29,120,706	15,292,582
-	18,464,558	1,820,378	-	1,820,378	16,644,180
-	24,296,477	-	-	-	24,296,477
-	3,237,843	1,241,350	-	1,241,350	1,996,493
-	86,178	-	-	-	86,178
77,312,050	111,924,826	70,427,109	1,387,714	71,814,823	40,110,003
-	16,713,705	11,607,632	4,036,552	15,644,184	1,069,521
<u>\$ 77,312,050</u>	<u>\$ 440,505,309</u>	<u>\$ 306,688,228</u>	<u>\$ 5,424,266</u>	<u>\$ 312,112,494</u>	<u>\$ 128,392,815</u>



# FIDUCIARY FUNDS

## Statements:

EXHIBIT H                      Balance Sheet

SCHEDULE H-1                Statement of Cash Receipts and Disbursements

## Comments:

Fiduciary funds account for assets held by the State as an agent for individuals or government units. In the future these assets will be transferred to other State funds or to sources outside the State.

**FIDUCIARY FUNDS  
BALANCE SHEET  
JUNE 30, 2004**

FUND NO.	ASSETS			
	CASH AND SHORT TERM INVESTMENTS	LOANS RECEIVABLE AND DUE FROM OTHER FUNDS	DEPOSITS IN U.S. TREASURY	LONG TERM INVESTMENTS
34001 Fines Awaiting Distribution	\$ 1	\$ -	\$ -	\$ -
34002 Social Services Support	1,201,145	-	-	-
34003 Funds Awaiting Distribution	23,795,531	-	-	-
34004 Betting Taxes	352,667	-	-	-
34006 Superior Court Condemnation Awards	17,573,142	-	-	-
34008 Alternate Retirement	1,974,085	-	-	-
31008 Municipal Employees Retirement Fund B	25,319,578	-	-	829,630,565
31009 Policemen and Firemen Survivors' Benefit	2,086,174	-	-	15,398,420
31010 Probate Retirement	3,689,978	-	-	37,921,648
35001 Health Club Guaranty	350,000	-	-	-
35013 Industrial Building Mortgage Insurance	-	668,816	-	-
35002 Real Estate Guaranty	500,000	-	-	-
35014 Unemployment Compensation Fund	1,039,198	-	477,197,327	-
35015 John Dempsey Hospital Malpractice Trust	9,445,560	-	-	-
35003 Home Improvement Guaranty	734,322	-	-	-
35004 Brokered Transactions Guaranty Fund	500,000	-	-	-
35005 Itinerant Vendor Guaranty Fund	50,000	-	-	-
35006 New Home Construction Guaranty Fund	752,826	6,942	-	-
35007 Tobacco Health Trust Fund	623,877	3,592	-	-
35008 Biomedical Research Trust Fund	2,000,000	-	-	-
35009 Endowed Chair Investment	5,139,904	-	-	-
35010 Connecticut Arts Endowment	956,370	-	-	14,472,429
35011 Soldiers', Sailors' and Marines' Trust	587,394	-	-	50,194,421
35012 Various Treasurer's Trust Funds	257,331	731	-	-
31001 State Employees' Retirement	106,566,678	-	-	4,829,942,674
31002 State's Attorneys' Retirement	85,724	-	-	450,801
31003 General Assembly Retirement	26,988	-	-	-
31004 Judges and Compensation Comm. Retirement	4,071,342	-	-	92,928,234
31005 Public Defenders' Retirement	51,886	-	-	-
31006 Teachers' Retirement System	185,666,622	7,815	-	6,713,278,839
Totals	<u>\$ 395,398,323</u>	<u>\$ 687,896</u>	<u>\$ 477,197,327</u>	<u>\$12,584,218,031</u>

**LIABILITIES, RESERVES, AND FUND BALANCES**

<b>RESOURCES TO BE PROVIDED IN FUTURE YEARS</b>	<b>TOTAL ASSETS</b>	<b>RESERVE FOR RECEIVABLES AND BENEFIT PAYMENTS</b>	<b>RESERVE FOR MEMBER CONTRIBUTIONS</b>	<b>RESERVE FOR ACTUARIAL DEFICIENCY</b>	<b>FUND BALANCES</b>	<b>TOTAL LIABILITIES, RESERVES, AND FUND BALANCES</b>
\$ -	\$ 1	\$ -	\$ -	\$ -	\$ -	\$ -
-	1,201,145	-	-	-	1,201,145	1,201,145
-	23,795,531	-	-	-	23,795,531	23,795,531
-	352,667	-	-	-	352,667	352,667
-	17,573,142	-	-	-	17,573,142	17,573,142
-	1,974,085	-	-	-	1,974,085	1,974,085
-	854,950,143	-	-	-	854,950,143	854,950,143
-	17,484,594	-	-	-	17,484,594	17,484,594
-	41,611,626	-	-	-	41,611,626	41,611,626
-	350,000	-	-	-	350,000	350,000
-	668,816	668,816	-	-	-	668,816
-	500,000	-	-	-	500,000	500,000
-	478,236,525	477,197,327	-	-	1,039,198	478,236,525
-	9,445,560	-	-	-	9,445,560	9,445,560
-	734,322	-	-	-	734,322	734,322
-	500,000	-	-	-	500,000	500,000
-	50,000	-	-	-	50,000	50,000
-	759,768	-	-	-	759,768	759,768
-	627,469	-	-	-	627,469	627,469
-	2,000,000	-	-	-	2,000,000	2,000,000
-	5,139,904	-	-	-	5,139,904	5,139,904
-	15,428,799	-	-	-	15,428,799	15,428,799
-	50,781,815	-	-	-	50,781,815	50,781,815
-	258,062	-	-	-	258,062	258,062
6,890,251,830	11,826,761,182	-	410,911,296	6,890,251,830	4,525,598,056	11,826,761,182
-	536,525	-	203,235	-	333,290	536,525
-	26,988	-	-	-	26,988	26,988
68,974,850	165,974,426	-	10,790,200	68,974,850	86,209,376	165,974,426
-	51,886	-	-	-	51,886	51,886
5,223,799,619	12,122,752,895	-	3,381,000,000	5,223,799,619	3,517,953,276	12,122,752,895
<u>\$ 12,183,026,299</u>	<u>\$ 25,640,527,876</u>	<u>\$ 477,866,143</u>	<u>\$ 3,802,904,731</u>	<u>\$ 12,183,026,299</u>	<u>\$ 9,176,730,703</u>	<u>\$ 25,640,527,876</u>

**FIDUCIARY FUNDS**  
**STATEMENTS OF CASH RECEIPTS AND DISBURSEMENTS**  
**FISCAL YEAR ENDED JUNE 30, 2004**

**RECEIPTS AND TRANSFERS**

<b>FUND NO.</b>	<b>CASH AND SHORT TERM INVESTMENTS JULY 1, 2003</b>	<b>TAXES</b>	<b>OTHER RECEIPTS</b>	<b>SALE OF LONG TERM INVESTMENTS</b>	<b>WITHDRAWALS FROM U. S. TREASURY</b>
34001 Fines Awaiting Distribution	\$ 320,265	\$ -	\$ 82,906,616	\$ -	\$ -
34002 Social Services Support	187,721	-	25,269,947	-	-
34003 Funds Awaiting Distribution	15,849,958	-	306,673,820	-	-
34004 Betting Taxes	286,306	-	4,806,859	-	-
34006 Superior Court Condemnation Awards	11,092,735	-	14,607,560	-	-
34008 Alternate Retirement	1,926,397	-	61,853,331	-	-
31008 Municipal Employees Retirement Fund B	86,552,663	-	86,787,562	71,645,295	-
31009 Police and Firemen Survivors' Benefit	4,943,859	-	823,718	48,608	-
31010 Probate Retirement	4,092,486	-	2,939,640	3,690,677	-
35001 Health Club Guaranty	350,396	-	731	-	-
35002 Real Estate Guaranty	574,520	-	(74,520)	-	-
35014 Unemployment Compensation Fund	2,093,708	623,454,310	176,204,136	-	823,680,782
35015 John Dempsey Hospital Malpractice Trust	7,654,728	-	4,790,832	-	-
35003 Home Improvement Guaranty	355,382	-	2,762,515	-	-
35004 Brokered Transactions Guaranty Fund	500,000	-	-	-	-
35005 Itinerant Vendor Guaranty Fund	49,850	-	150	-	-
35006 New Home Construction Guaranty Fund	750,000	-	256,499	-	-
35007 Tobacco Health Trust Fund	1,113,555	-	6,435	-	-
35008 Biomedical Research Trust Fund	-	-	-	-	-
35009 Endowed Chair Investment	5,248,000	-	60,319	-	-
35010 Connecticut Arts Endowment	948,230	-	756,274	-	-
35011 Soldiers', Sailors' and Marines' Trust	587,395	-	2,720,446	-	-
35012 Various Treasurer's Trust Funds	262,065	-	2,741	-	-
31001 State Employees' Retirement	292,910,825	-	880,545,899	440,828,661	-
31002 State's Attorneys' Retirement	47,907	-	233,755	54,085	-
31003 General Assembly Retirement	30,090	-	334	-	-
31004 Judges and Compensation Comm. Retirement	11,976,453	-	18,830,200	7,800,240	-
31005 Public Defenders' Retirement	44,971	-	6,915	-	-
31006 Teachers' Retirement System	326,762,333	-	952,480,167	623,844,938	-
<b>Totals</b>	<b>\$ 777,512,798</b>	<b>\$ 623,454,310</b>	<b>\$ 2,626,252,881</b>	<b>\$ 1,147,912,504</b>	<b>\$ 823,680,782</b>

**DISBURSEMENTS**

<b>INTERFUND TRANSFERS</b>	<b>TOTALS</b>	<b>DISTRIBUTIONS</b>	<b>PURCHASE OF LONG TERM INVESTMENTS</b>	<b>TRANSFER TO TRUST FUND AND DEPOSITS IN U. S. TREASURY</b>	<b>TOTAL DISBURSEMENTS</b>	<b>CASH AND SHORT TERM INVESTMENTS JUNE 30, 2004</b>
\$ -	\$ 83,226,881	\$ 83,226,880	\$ -	\$ -	\$ 83,226,880	\$ 1
-	25,457,668	24,256,523	-	-	24,256,523	1,201,145
(89,070)	322,434,708	298,639,177	-	-	298,639,177	23,795,531
-	5,093,165	4,740,498	-	-	4,740,498	352,667
-	25,700,295	8,127,153	-	-	8,127,153	17,573,142
-	63,779,728	61,805,643	-	-	61,805,643	1,974,085
-	244,985,520	63,822,977	155,842,965	-	219,665,942	25,319,578
-	5,816,185	728,227	3,001,784	-	3,730,011	2,086,174
1,704,662	12,427,465	4,053,230	4,684,257	-	8,737,487	3,689,978
-	351,127	1,127	-	-	1,127	350,000
-	500,000	-	-	-	-	500,000
(2,533,820)	1,622,899,116	822,194,782	-	799,665,136	1,621,859,918	1,039,198
-	12,445,560	-	-	3,000,000	3,000,000	9,445,560
-	3,117,897	2,383,575	-	-	2,383,575	734,322
-	500,000	-	-	-	-	500,000
-	50,000	-	-	-	-	50,000
2,826	1,009,325	256,499	-	-	256,499	752,826
(496,113)	623,877	-	-	-	-	623,877
2,000,000	2,000,000	-	-	-	-	2,000,000
-	5,308,319	168,415	-	-	168,415	5,139,904
-	1,704,504	748,134	-	-	748,134	956,370
(2,720,447)	587,394	-	-	-	-	587,394
893	265,699	8,368	-	-	8,368	257,331
-	1,614,285,385	866,283,625	641,435,082	-	1,507,718,707	106,566,678
-	335,747	-	250,023	-	250,023	85,724
-	30,424	3,436	-	-	3,436	26,988
-	38,606,893	14,339,607	20,195,944	-	34,535,551	4,071,342
-	51,886	-	-	-	-	51,886
-	<u>1,903,087,438</u>	<u>933,388,871</u>	<u>784,031,945</u>	-	<u>1,717,420,816</u>	<u>185,666,622</u>
\$ (2,131,069)	\$ 5,996,682,206	\$ 3,189,176,747	\$ 1,609,442,000	\$ 802,665,136	\$ 5,601,283,883	\$ 395,398,323





## **SUNDRY**

### **Statements:**

- SCHEDULE I All Funds – Expenditures Classified by Current Expenses,  
Fixed Charges and Capital Outlay
- SCHEDULE J Inventories Classified by Object
- SCHEDULE K Valuation of Property

**ALL FUNDS - EXPENDITURES CLASSIFIED BY CURRENT EXPENSES, FIXED CHARGES, AND CAPITAL OUTLAY**  
**FISCAL YEAR ENDED JUNE 30, 2004**  
(In Thousands)

	<b>PERSONAL SERVICES</b>	<b>OTHER CURRENT EXPENSES</b>	<b>FIXED CHARGES</b>	<b>CAPITAL OUTLAY</b>	<b>TOTALS</b>
<b>GENERAL FUND</b>					
<b>Legislative</b>					
Legislative Management	\$ 31,889	\$ 15,152	\$ 265	\$ 771	\$ 48,077
Auditors of Public Accounts	7,107	357	-	65	7,529
Commission on the Status of Women	418	57	-	-	475
Commission on Children	502	30	-	-	532
Commission on Latino and Puerto Rican Affairs	314	24	-	-	338
African-American Affairs Commission	246	24	-	-	270
<b>Total Legislative</b>	<b>40,476</b>	<b>15,644</b>	<b>265</b>	<b>836</b>	<b>57,221</b>
<b>General Government</b>					
Governor's Office	2,102	267	170	-	2,539
Secretary of the State	1,776	1,261	-	-	3,037
Lieutenant Governor's Office	305	44	-	-	349
Elections Enforcement Commission	712	73	-	1	786
Ethics Commission	675	131	-	-	806
Freedom of Information Commission	1,169	116	-	1	1,286
Judicial Selection Commission	73	20	-	-	93
State Properties Review Board	234	156	-	1	391
State Treasurer	2,924	340	-	-	3,264
State Comptroller	14,662	4,111	-	-	18,773
Department of Revenue Services	44,818	9,288	-	-	54,106
Division of Special Revenue	4,821	1,167	-	-	5,988
State Insurance and Risk Management Board	215	11,515	-	1	11,731
Gaming Policy Board	-	2	-	-	2
Office of Policy and Management	10,760	111,514	-	1	122,275
Department of Veterans Affairs	19,560	7,412	-	-	26,972
Office of Workforce Competitiveness	356	2,722	-	-	3,078
Department of Administrative Services	14,176	10,085	-	1	24,262
Department of Information Technology	1,670	6,138	-	-	7,808
Department of Public Works	5,617	37,845	-	1	43,463
Attorney General	23,211	1,397	-	-	24,608
Office of the Claims Commissioner	206	86	-	-	292
Division of Criminal Justice	34,280	3,700	-	1	37,981
State Marshall Commission	221	82	-	-	303
<b>Total General Government</b>	<b>184,543</b>	<b>209,472</b>	<b>170</b>	<b>8</b>	<b>394,193</b>
<b>Regulation and Protection</b>					
Department of Public Safety	101,611	28,186	37	12	129,846
Police Officer Standards & Training Council	1,517	786	-	1	2,304
Board of Firearms Permit Examiners	66	33	-	-	99
Military Department	3,222	2,099	-	1	5,322
Commission on Fire Prevention and Control	1,426	576	-	-	2,002
Department of Consumer Protection	8,553	907	-	103	9,563
Department of Labor	6,476	34,681	-	2	41,159
Office of Victim Advocate	166	30	-	-	196
Commission on Human Rights and Opportunities	5,052	518	-	-	5,570
Protection and Advocacy for Persons with Disabilities	1,923	361	-	-	2,284
Office of the Child Advocate	479	121	-	-	600
<b>Total Regulation and Protection</b>	<b>130,491</b>	<b>68,298</b>	<b>37</b>	<b>119</b>	<b>198,945</b>
<b>Conservation and Development</b>					
Department of Agriculture	3,168	797	183	-	4,148
Connecticut Agricultural Experiment Station	4,575	712	-	-	5,287
Department of Environmental Protection	28,373	5,779	441	53	34,646
Council on Environmental Quality	-	2	-	-	2
Connecticut Historical Commission	410	52	-	-	462
Commission on the Arts	684	15,280	1,765	2	17,731
Department of Economic & Community Development	5,666	2,167	11,471	-	19,304
<b>Total Conservation and Development</b>	<b>42,876</b>	<b>24,789</b>	<b>13,860</b>	<b>55</b>	<b>81,580</b>

**SCHEDULE I**

	<b>PERSONAL SERVICES</b>	<b>OTHER CURRENT EXPENSES</b>	<b>FIXED CHARGES</b>	<b>CAPITAL OUTLAY</b>	<b>TOTALS</b>
<b>Health and Hospitals</b>					
Department of Public Health	24,202	14,330	22,649	-	61,181
Office of Health Care Access	1,847	201	-	-	2,048
Office of the Medical Examiner	3,613	992	-	44	4,649
Department of Mental Retardation	257,791	104,363	356,704	-	718,858
Department of Mental Health & Addiction Services	135,793	180,924	103,224	1	419,942
Psychiatric Security Review Board	227	37	-	-	264
<b>Total Health and Hospitals</b>	<b>423,473</b>	<b>300,847</b>	<b>482,577</b>	<b>45</b>	<b>1,206,942</b>
<b>Transportation</b>					
Department of Transportation	-	5,931	-	-	5,931
<b>Total Transportation</b>	<b>-</b>	<b>5,931</b>	<b>-</b>	<b>-</b>	<b>5,931</b>
<b>Human Services</b>					
Department of Social Services	89,670	116,512	3,570,234	-	3,776,416
<b>Total Human Services</b>	<b>89,670</b>	<b>116,512</b>	<b>3,570,234</b>	<b>-</b>	<b>3,776,416</b>
<b>Education, Museums, Libraries</b>					
Department of Education	111,439	28,473	1,859,644	57	1,999,613
Board of Education and Services for the Blind	3,659	8,838	1,390	1	13,888
Commission on the Deaf and Hearing Impaired	605	396	-	-	1,001
State Library	5,156	3,873	1,173	1	10,203
Department of Higher Education	2,265	39,914	-	1	42,180
Charter Oak College	-	1,907	-	-	1,907
University of Connecticut	-	190,231	-	-	190,231
University of Connecticut Health Center	-	73,517	-	-	73,517
Teachers' Retirement Board	1,182	656	197,554	1	199,393
Regional Community-Technical Colleges	-	121,395	-	-	121,395
Connecticut State University	-	136,039	-	-	136,039
<b>Total Education, Museums, Libraries</b>	<b>124,306</b>	<b>605,239</b>	<b>2,059,761</b>	<b>61</b>	<b>2,789,367</b>
<b>Corrections</b>					
Department of Correction	359,344	172,595	20,644	85	552,668
Department of Children and Families	209,399	49,228	348,867	1	607,495
Council to Administer the Children's Trust Fund	-	5,503	-	-	5,503
<b>Total Corrections</b>	<b>568,743</b>	<b>227,326</b>	<b>369,511</b>	<b>86</b>	<b>1,165,666</b>
<b>Judicial</b>					
Judicial Department	218,491	115,642	-	1,448	335,581
Public Defender Services Commission	24,830	7,914	-	1	32,745
<b>Total Judicial</b>	<b>243,321</b>	<b>123,556</b>	<b>-</b>	<b>1,449</b>	<b>368,326</b>
<b>Non-Functional</b>					
Governor's Contingency	-	17	-	-	17
Debt Service	-	-	1,051,727	-	1,051,727
Uconn 2000 Debt Service	-	-	73,368	-	73,368
CHEFA Day Care Security	-	2,357	-	-	2,357
Workers' Compensation Claims	-	17,743	-	-	17,743
Judicial Review Council	118	14	-	-	132
Refunds of Escheated Property	-	10,862	-	-	10,862
Adjudicated Claims	-	5,511	-	-	5,511
Fire Training Schools	-	-	388	-	388
Maintenance of County Base Fire Radio Network	-	-	22	-	22
Maintenance of Statewide Fire Radio Network	-	-	15	-	15
Grants to Non-Profit General Hospitals	-	-	-	-	-
Police Association of Connecticut	-	-	97	-	97
Connecticut State Firefighters Association	-	-	68	-	68
Interstate Environmental Commission	-	-	85	-	85
Reimbursements to Towns-Tax Loss on State Property	-	-	64,959	-	64,959
Reimbursements to Towns-Tax Loss on Private Tax-Exempt	-	-	100,932	-	100,932
Unemployment Compensation	-	9,150	-	-	9,150
Employees Retirement Contributions	-	321,829	-	-	321,829
Higher Education Alternative Retirement System	-	17,454	-	-	17,454

**SCHEDULE I**

	<b>PERSONAL SERVICES</b>	<b>OTHER CURRENT EXPENSES</b>	<b>FIXED CHARGES</b>	<b>CAPITAL OUTLAY</b>	<b>TOTALS</b>
Pension and Retirements - Other Statutory	-	1,604	-	-	1,604
Judges and Compensation Commissioners Retirement	-	11,598	-	-	11,598
Group Life Insurance	-	5,277	-	-	5,277
Tuition Reimbursement - Training and Travel	-	1,917	-	-	1,917
Employer Social Security Tax	-	170,243	-	-	170,243
State Employees Health Service Cost	-	317,075	-	-	317,075
Retired Employees Health Service Cost	-	317,825	-	-	317,825
Insurance Recoveries	-	76	-	-	76
<b>Total Non-Functional</b>	<b>118</b>	<b>1,210,552</b>	<b>1,291,661</b>	<b>-</b>	<b>2,502,331</b>
<b>Total Budgeted Appropriations-General Fund</b>	<b>1,848,017</b>	<b>2,908,166</b>	<b>7,788,076</b>	<b>2,659</b>	<b>12,546,918</b>
Federal and Other Grants-General	197,007	1,137,672	53,575	21,862	1,410,116
Federal and Other Grants-Transportation	1,685	38,959	81	20,147	60,872
Special Revenue Funds	1,293,853	1,133,926	504,255	34,238	2,966,272
Debt Service Funds	-	146,924	270,449	-	417,373
Capital Projects Funds	61,757	786,419	3,655	503,601	1,355,432
Internal Service Funds	34,082	30,187	-	5,583	69,852
Enterprise Funds	106,356	161,948	38,166	4,193	310,663
<b>Totals</b>	<b>\$ 3,542,757</b>	<b>\$ 6,344,201</b>	<b>\$ 8,658,257</b>	<b>\$ 592,283</b>	<b>\$ 19,137,498</b>

**Note:** Total expenditures are not net of interfund transfers.

**SCHEDULE J****INVENTORIES CLASSIFIED BY OBJECT**

(In Thousands)

	2000	2001	2002	2003
Land	\$ 412,370	\$ 475,333	\$ 537,825	\$ 564,240
Site Improvements	492,826	556,414	602,393	676,032
Buildings	6,186,307	6,626,578	7,069,096	7,634,031
Furnishings and Equipment	827,001	898,164	944,350	987,341
Paintings	747,505	786,904	775,669	811,585
Livestock	2,866	3,340	3,604	4,470
Stores and Supplies	51,014	53,063	57,174	61,087
Property of U.S. Government	24,326	24,527	24,631	24,483
Other Property Not Owned By State	5,300	4,110	2,824	4,332
Boats and Equipment	3,993	4,230	4,343	4,270
Autos and Trucks	337,670	398,228	423,898	415,571
Airplanes	359	372	2,450	2,449
Railroads	263,246	261,970	291,983	295,639
<b>Totals</b>	<b>\$ 9,354,783</b>	<b>\$ 10,093,233</b>	<b>\$ 10,740,240</b>	<b>\$ 11,485,530</b>

**VALUATION OF PROPERTY AS OF JUNE 30, 2003**

(In Thousands)

**SCHEDULE K**

	REAL PROPERTY	PERSONAL PROPERTY	TOTALS
Legislative Management	\$ 448,906	\$ 16,729	\$ 465,635
Auditors of Public Accounts	-	580	580
Governor's Office	-	767	767
Secretary of State	-	2,585	2,585
Lieutenant Governor's Office	-	40	40
Elections Enforcement Commission	-	173	173
Ethics Commission	-	127	127
Freedom of Information Commission	-	143	143
Judicial Selection Commission	-	7	7
State Properties Review Board	-	40	40
State Treasurer	23	2,303	2,326
State Comptroller	369	9,099	9,468
Department of Revenue Services	-	7,349	7,349
Division of Special Revenue	-	1,282	1,282
State Insurance Purchasing Board	-	24	24
Housing Finance Authority	2,764	1,500	4,264
Office of Policy and Management	87,833	1,720	89,553
Department of Veterans Affairs	48,935	7,770	56,705
Office of Workforce Competitiveness	-	32	32
Department of Administrative Services	3,381	175,904	179,285
Department of Public Works	599,825	21,448	621,273
Attorney General	280	3,308	3,588
Office of Claims Commissioner	-	15	15
Division of Criminal Justice	4,770	4,300	9,070
State Marshal Commission	-	7	7
Department of Public Safety	65,630	150,329	215,959
Police Officer Standards and Training Council	213	1,208	1,421
Board of Firearms Permit Examiners	-	4	4
Department of Motor Vehicles	24,867	9,640	34,507
Military Department	190,079	2,948	193,027

	<b>REAL PROPERTY</b>	<b>PERSONAL PROPERTY</b>	<b>TOTALS</b>
Commission of Fire Prevention and Control	13,885	2,093	15,978
Department of Banking	-	1,677	1,677
Department of Insurance	-	1,657	1,657
Connecticut Siting Council	-	55	55
Office of Consumer Counsel	-	148	148
Department of Public Utility Control	-	1,526	1,526
Department of Consumer Protection	-	1,945	1,945
Department of Labor	22,300	18,064	40,364
Office of Victim Advocate	-	41	41
Commission on Human Rights and Opportunities	4	449	453
Office of Advocacy for Persons with Disabilities	-	258	258
Office of Child Advocate	-	64	64
Workers' Compensation Commission	-	2,105	2,105
Department of Agriculture	14,575	724	15,299
Department of Environmental Protection	478,154	31,630	509,784
Connecticut Historical Commission	4,472	2,053	6,525
Department of Economic and Community Development	7,545	1,161	8,706
Connecticut Innovations Incorporated	183	503	686
Connecticut Agricultural Experiment Station	9,237	12,755	21,992
Department of Public Health	-	16,501	16,501
Office of Health Care Access	-	284	284
Office of the Medical Examiner	6,732	1,532	8,264
Department of Mental Retardation	199,867	14,225	214,092
Department of Mental Health and Addiction Services	287,044	11,176	298,220
Psychiatric Security Review Board	-	39	39
Department of Transportation	1,150,579	587,671	1,738,250
Department of Social Services	-	19,607	19,607
Soldiers, Sailors and Marines Fund	-	97	97
Department of Education	410,001	44,978	454,979
State Board of Education and Services for the Blind	-	9,163	9,163
Commission on the Deaf and Hearing Impaired	-	96	96
State Library	3,094	352,590	355,684
Department of Higher Education	-	333	333
University of Connecticut	2,052,334	693,303	2,745,637
Charter Oak College	2,047	861	2,908
Teachers Retirement Board	-	1,369	1,369
Regional Community-Technical Colleges	433,154	57,712	490,866
State University	873,652	153,160	1,026,812
Department of Correction	932,034	60,848	992,882
Department of Children and Families	94,811	14,901	109,712
Judicial Department	399,809	67,330	467,139
Probate Court Administration	914	955	1,869
Public Defender Services Commission	-	2,194	2,194
Judicial Review Council	-	14	14
<b>Totals</b>	<b>\$ 8,874,302</b>	<b>\$ 2,611,228</b>	<b>\$ 11,485,530</b>

**STATE OF CONNECTICUT**  
**OFFICE OF THE STATE COMPTROLLER ORGANIZATION**

**Nancy Wyman**  
*State Comptroller*

**Mark E. Ojakian**  
*Deputy Comptroller*

**ACCOUNTS PAYABLE DIVISION**

**Mark Aronowitz**  
*Director*

**RETIREMENT & BENEFIT SERVICES DIVISION**

**Thomas Woodruff**  
*Director*

**INFORMATION TECHNOLOGY DIVISION**

**James Shumway**  
*Director*

**MANAGEMENT POLICY SERVICES DIVISION**

**Brenda Halpin**  
*Director*

**PAYROLL SERVICES DIVISION**

**Gary Reardon**  
*Director*

**BUDGET & FINANCIAL ANALYSIS DIVISION**

**John Clark**  
*Director*

**Accounting Services**

*Doris Przygocki - Assistant Director*

*Gerardo Villa - Assistant Director*

*Richard Depaolis - Manager*

*Sylvia R. Caraballo*

**Christopher Bacon**

**Julie Wilson**

**Richard Haley**

**Lucky Sagay**

**Robert Gribbon**

**Nancy Walsh**

**Carmen Cotto**

**Yvette Jenkins**

**Anthony Torcia**

**Uma Prasad**





