

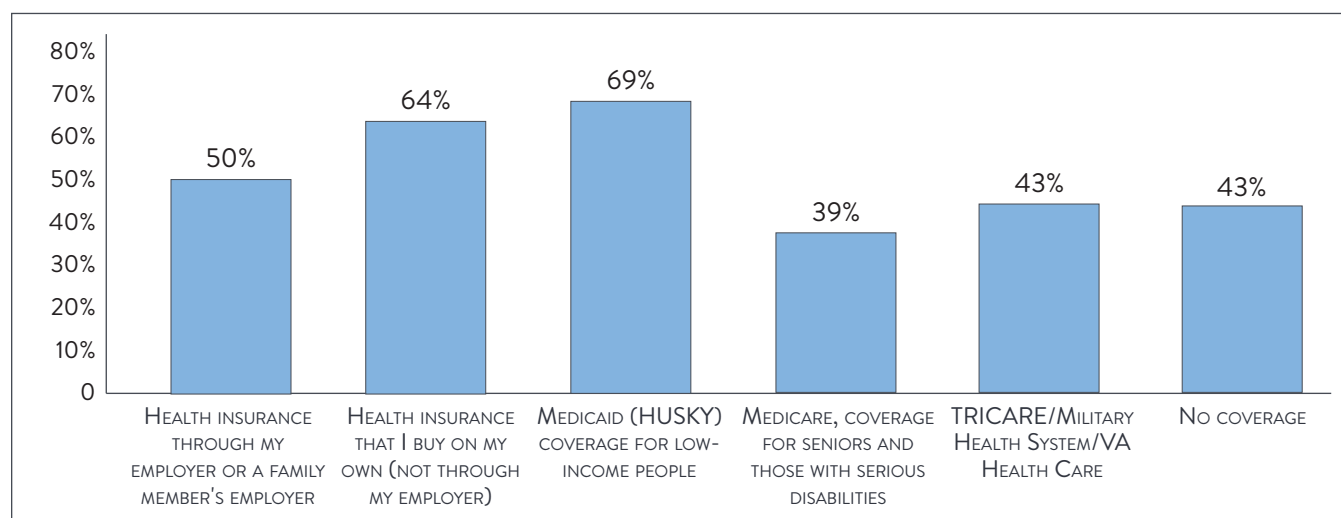


Connecticut Residents Worried about High Drug Costs—Express Bipartisan Support for a Range of Government Solutions

According to a survey of more than 900 Connecticut adults conducted from Jan. 31-Feb. 9, 2018, there is great concern about prescription drug costs and a desire to enact solutions.

Fully half of the survey respondents reported being either “worried” or “very worried” about affording the cost of prescription drugs. These concerns vary by type of insurance coverage with those that purchase private coverage individually and those on HUSKY (Medicaid) being most concerned about affording drugs (Figure 1). Among those who report taking their prescription drugs regularly, worry about affording drugs rises to a shocking 88% of respondents.

Figure 1
Somewhat or Very Worried—Won’t Be Able to Afford the Prescription You Need

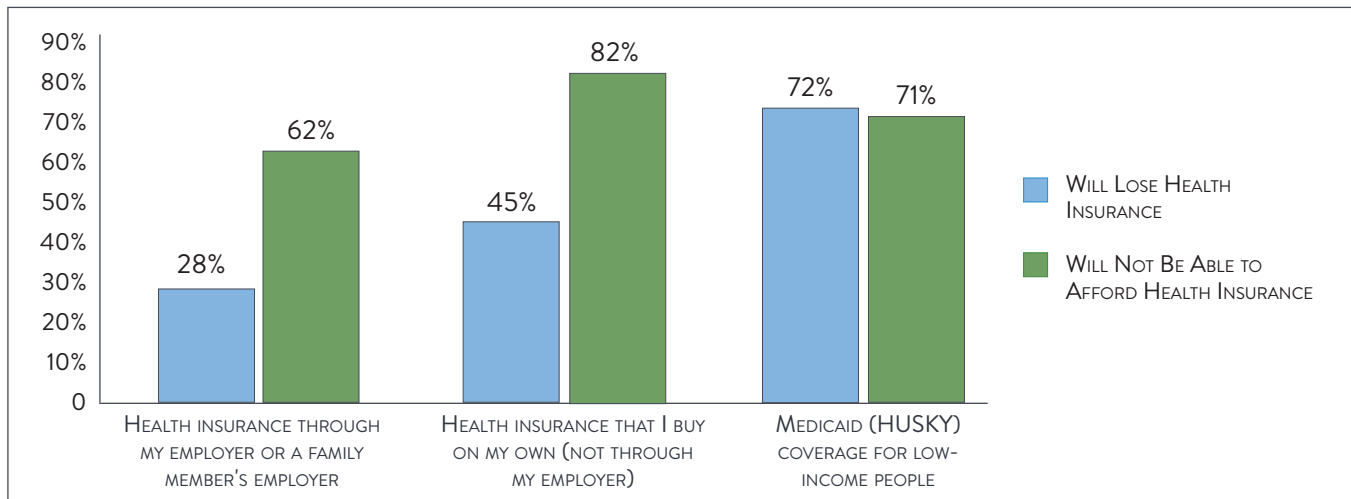


Source: 2018 Poll of Connecticut Adults, Ages 18+ - Altarum Healthcare Value Hub, Altarum’s Consumer Healthcare Experience State Survey

Given the higher levels of worry among Medicaid recipients and those with private coverage—and the fact that Medicaid recipients do not face cost-sharing for prescription drugs—it is instructive to look at worries about health coverage security and affordability.

The poll asked respondents about their fears of losing their health coverage or being unable to afford their insurance. Figure 2 shows that these fears are common, with close to three quarters of those on Medicaid being worried about both losing their coverage (72%) and affording it (71%). Those with private insurance were also worried about insurance affordability, with concern being highest (82%) among those who buy their own insurance followed by those with employer-sponsored insurance (62%).

Figure 2
Somewhat or Very Worried About Health Insurance

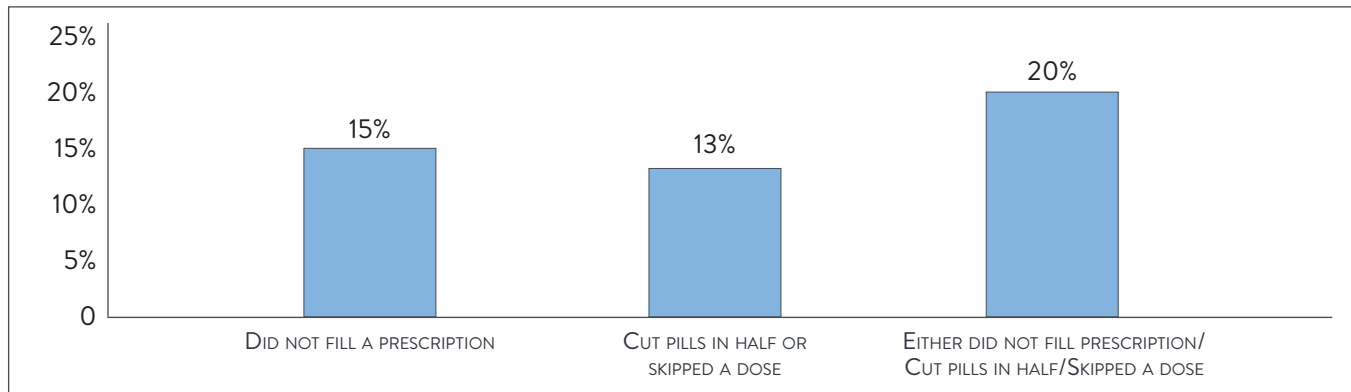


Source: 2018 Poll of Connecticut Adults, Ages 18+ - Altarum Healthcare Value Hub, Altarum's Consumer Healthcare Experience State Survey

In addition to being concerned about drug affordability in the future, many Connecticut residents are currently experiencing hardship due to drug costs. About one-fifth (19%) of respondents report it was “Difficult” or “Extremely Difficult” to afford their prescription drugs.

Cost concerns lead 20% of respondents (or someone in their household) to not fill a prescription or to cut pills in half (Figure 3).

Figure 3
Did not Fill a Prescription or Cut Pills in Half/Skipped a Dose Due to Concerns About Cost



Source: 2018 Poll of Connecticut Adults, Ages 18+ - Altarum Healthcare Value Hub, Altarum's Consumer Healthcare Experience State Survey

In light of these prescription drug cost concerns—as well as concern about high healthcare costs generally—it is not surprising that Connecticut residents are extremely dissatisfied with the health system:

- Only 18% agree or strongly agree with the statement “We have a great health care system in the US.”
- While 80% agree or strongly agree “The system needs to change.”

When given more than 20 options, the options cited most frequently as being a “major reason” for high healthcare costs were:

- Drug companies charging too much money—81%
- Hospitals charging too much money—74%
- Insurance companies charging too much money—74%
- Some well-known or large hospitals or doctor groups using their influence to get higher payments from insurance companies—60%

When it comes to tackling high drug costs specifically, respondents endorsed a number of strategies:

- Authorize the Attorney General to take legal action to prevent price gouging or unfair prescription drug price hikes—94%
- Require drug companies to provide advanced notice of price increases and information to justify those increases—93%
- Set standard prices for drugs to make them affordable—89%

What is remarkable is the high support for change regardless of the respondent’s political affiliation (Table 1).

While Connecticut residents are united in calling for a role for government in addressing high drug costs, they also see a role for themselves:

- 67% have tried to find out the cost of a drug beforehand
- 83% would switch from a brand to a generic if given the option
- 49% reported that people not taking care of their health is a major reason for high healthcare costs

Table 1
Percent Who Agree/Strongly Agree, by Political Affiliation

SELECTED SURVEY QUESTIONS	TOTAL	GENERALLY SPEAKING, DO YOU THINK OF YOURSELF AS...		
		REPUBLICAN	DEMOCRAT	NEITHER
DO YOU AGREE WE HAVE A GREAT HEALTHCARE SYSTEM IN THE U.S.?	18%	31%	13%	13%
DO YOU AGREE THE U.S. HEALTHCARE SYSTEM NEEDS TO CHANGE?	80%	73%	81%	85%
DO YOU AGREE OR DISAGREE THAT THE GOVERNMENT SHOULD AUTHORIZE THE ATTORNEY GENERAL TO TAKE LEGAL ACTION TO PREVENT PRICE GOUGING OR UNFAIR PRESCRIPTION DRUG PRICE HIKES?	94%	92%	94%	96%
DO YOU AGREE OR DISAGREE THAT THE GOVERNMENT SHOULD REQUIRE DRUG COMPANIES TO PROVIDE ADVANCED NOTICE OF PRICE INCREASES AND INFORMATION TO JUSTIFY THOSE INCREASES?	93%	88%	95%	95%
DO YOU AGREE OR DISAGREE THAT THE GOVERNMENT SHOULD SET STANDARD PRICES FOR DRUGS TO MAKE THEM AFFORDABLE?	89%	85%	92%	92%
MAJOR REASON FOR RISING HEALTHCARE COSTS: DRUG COMPANIES CHARGING TOO MUCH MONEY	81%	73%	83%	84%

Source: 2018 Poll of Connecticut Adults, Ages 18+ - Altarum Healthcare Value Hub, Altarum’s Consumer Healthcare Experience State Survey

Methodology

Altarum’s Consumer Healthcare Experience State Survey (CHESS) is designed to elicit respondents’ unbiased views on a wide range of health system issues, including confidence using the health system, financial burden and views on fixes that might be needed. Additional analyses of this data will be forthcoming.

The survey used a web panel from SSI Research Now with a demographically balanced sample of approximately 1,000 respondents who live in Connecticut. The survey was conducted only in English and restricted to adults ages 18 and older. Respondents who finished the survey in less than half the median time were excluded from the final sample, leaving 926 cases for analysis. After those exclusions, the demographic composition of respondents can be found in the table below. Additional information on the survey instrument is available upon request by emailing hubinfo@altarum.org.

Demographic Composition of Survey Respondents

DEMOGRAPHIC CHARACTERISTIC	FREQUENCY	PERCENTAGE	DEMOGRAPHIC CHARACTERISTIC	FREQUENCY	PERCENTAGE
GENDER			AGE		
MALE	452	49%	18-24	63	7%
FEMALE	474	51%	25-34	175	19%
HOUSEHOLD INCOME			35-44	153	17%
Under \$20K	69	8%	45-54	147	16%
\$20K - \$29K	54	6%	55-64	203	22%
\$30K - \$39K	63	7%	65+	185	20%
\$40K - \$49K	62	7%	INSURANCE STATUS		
\$50K - \$59K	61	7%	HEALTH INSURANCE THROUGH EMPLOYER OR FAMILY MEMBER’S EMPLOYER	516	56%
\$60K - \$74K	110	12%	HEALTH INSURANCE I BUY ON MY OWN	67	7%
\$75K - \$99K	136	15%	MEDICARE	180	19%
\$100K - \$149K	169	18%	MEDICAID (HUSKY)	126	14%
\$150+	108	12%	TRICARE/MILITARY HEALTH SYSTEM	7	1%
PARTY AFFILIATION			DEPARTMENT OF VETERANS AFFAIRS (VA) HEALTH CARE	6	1%
REPUBLICAN	242	26%	NO COVERAGE OF ANY TYPE	14	2%
DEMOCRAT	325	35%	I DON’T KNOW	10	1%
NEITHER	359	39%			

Source: 2018 Poll of Connecticut Adults, Ages 18+ - Altarum Healthcare Value Hub, Altarum’s Consumer Healthcare Experience State Survey



ABOUT ALTARUM’S HEALTHCARE VALUE HUB

With support from the Robert Wood Johnson Foundation, the Healthcare Value Hub provides free, timely information about the policies and practices that address high healthcare costs and poor quality, bringing better value to consumers. Our staff is dedicated to monitoring, translating and disseminating evidence, as well as connecting advocates, researchers and policymakers together to further conversations and action around the cost and value of healthcare. The Hub is part of Altarum, a non-profit organization with the mission of creating a better, more sustainable future for all Americans by applying research-based and field-tested solutions that transform our systems of health and healthcare.

Contact the Hub: 2000 M Street, NW, Suite 400, Washington, DC 20036
 (202) 828-5100 | www.HealthcareValueHub.org | [@HealthValueHub](https://twitter.com/HealthValueHub)