


CONNECTICUT=2005

ANNUAL REPORT OF THE STATE COMPTROLLER

BUDGETARY BASIS



NANCY WYMAN
STATE COMPTROLLER


ACCOUNTING BASIS OF THE REPORT

This report has been prepared on a modified cash basis of accounting, consistent with the prior fiscal year.

Expenditures are charged against appropriations of the year in which they are paid.

Revenues are recognized when received except, in the General and Transportation Funds, for certain accrued taxes and Indian gaming payments and for Federal and other restricted grant revenues which are recognized when earned. The amount of accrued taxes and Indian gaming payments recorded at June 30, 2005, and June 30, 2004, are as follows:

	Fiscal Year Ended June 30, (In Thousands)	
	<u>2005</u>	<u>2004</u>
<u>General Fund</u>		
Taxes:		
Sales and Use	\$ 376,480	\$ 346,771
Personal Income	356,336	300,437
Public Service Corporations Corporation	48,945	45,572
Petroleum Companies	37,667	27,869
Real Estate Conveyance	52,082	42,261
Cigarettes	28,276	27,608
Alcoholic Beverages	16,098	16,380
Estate Tax	4,464	4,341
Indian Gaming Payments	3,189	-
	<u>33,815</u>	<u>32,438</u>
Total General Fund	<u>957,352</u>	<u>843,677</u>
<u>Transportation Fund</u>		
Gasoline	34,721	31,985
Special Motor Fuel	6,438	6,151
Motor Carrier Road	1,245	898
	<u>42,404</u>	<u>39,034</u>
Totals	<u>\$ 999,756</u>	<u>\$ 882,711</u>



State of Connecticut

Public Document No. 1

REPORT OF THE

State Comptroller

TO THE

Governor


For the Fiscal Year Ended June 30, 2005

HARTFORD
PUBLISHED BY THE STATE

This publication will be made available, upon request, in large print, Braille or audio cassette pursuant to the requestor's requirements.

TABLE OF CONTENTS

Accounting Basis of the Report.....	Inside Front Cover
Letter of Transmittal	3
Independent Auditors' Reports	5
Exhibits and Schedules	
All Funds.....	11
General Fund	17
Special Revenue Funds (includes Transportation Fund).....	33
Debt Service Funds.....	63
Capital Projects Funds.....	67
Internal Service Funds.....	89
Enterprise Funds.....	93
Fiduciary Funds.....	97
Sundry	103
Office of the State Comptroller Organization Chart	109



NANCY WYMAN
COMPTROLLER

STATE OF CONNECTICUT
OFFICE OF THE STATE COMPTROLLER
55 ELM STREET
HARTFORD, CONNECTICUT 06106-1775

MARK E. OJAKIAN
DEPUTY COMPTROLLER

LETTER OF TRANSMITTAL

October 10, 2006

The Honorable M. Jodi Rell
Governor of the State of Connecticut
State Capitol
Hartford, Connecticut

Dear Governor Rell:

I write to provide you with the *Annual Report of the State Comptroller* for Fiscal Year 2005. The statements have been prepared on the budgetary, modified cash basis of accounting as detailed on the inside front cover of this report.

The General Fund ended Fiscal Year 2005 with a surplus of \$363,863,247. The ending balance in the Transportation Fund for Fiscal Year 2005 was \$133,067,491. The entire General Fund surplus For Fiscal Year 2005 was transferred into the Budget Reserve Fund in accordance with Connecticut General Statutes, Section 4-30a. Prior to this deposit, the Budget Reserve Fund had a balance of \$302,155,301. With this deposit, the reserve fund totaled \$666,018,548 at the close of Fiscal Year 2005.

Within the General Fund, \$694,422,468 in Fiscal Year 2005 spending authority was carried forward to Fiscal Year 2006. Absent this carry forward, these appropriations would have lapsed thus increasing Fiscal Year 2005 surplus. Between Fiscal Years 2004 and 2005, spending authority brought forward to the next fiscal year increased by \$481,560,411. This number indicates the growth in the amount of planned future fiscal year spending that is covered by prior year revenue. The use of prior year revenue to fund current year spending can result in structural budget deficits to the extent that the spending is recurring.

Between Fiscal Years 2004 and 2005, General Fund expenditures grew by \$786.8 million or 6.3 percent. Double digit rates of growth occurred in the areas of health care, conservation and development, and in the judicial and legislative branches of government. Lower than average growth rates were recorded in education, human services and general government. Transportation Fund spending grew 4.4 percent or by \$39.5 million in Fiscal Year 2005.

General Fund revenues in Fiscal Year 2004 increased by \$939 million or 7.2 percent from the prior year. Two-thirds of the revenue increase was attributable to the income tax, which experienced growth of 12.7 percent from the last fiscal year.

The Honorable M. Jodi Rell
October 10, 2006
Page 2


Growth was experienced in all major General Fund tax categories. In Fiscal Year 2005, Transportation Fund revenue increased \$35.9 million or 4 percent.

Connecticut added 14,700 jobs to payrolls in Fiscal Year 2005. The state's unemployment rate was below 5 percent for the majority of the fiscal year. The state's Personal income rose 5.3 percent in Fiscal Year 2005. Gross State Product expanded 6.6 percent in 2005.

The Transportation Fund ended Fiscal Year 2005 with a positive balance of \$133,067,491. This is a fund balance increase of \$3,795,633 through Fiscal Year 2005 operations.

I would be happy to discuss any information contained in this report with you at your convenience.

Sincerely,



Nancy Wyman
State Comptroller

STATE OF CONNECTICUT



AUDITORS OF PUBLIC ACCOUNTS

STATE CAPITOL

210 CAPITOL AVENUE

HARTFORD, CONNECTICUT 06106-1559

KEVIN P. JOHNSTON

ROBERT G. JAEKLE

**INDEPENDENT AUDITORS' REPORT
ON INTERNAL CONTROL OVER FINANCIAL REPORTING AND ON COMPLIANCE AND
OTHER MATTERS BASED ON AN AUDIT OF FINANCIAL STATEMENTS PERFORMED IN
ACCORDANCE WITH *GOVERNMENT AUDITING STANDARDS***

Governor M. Jodi Rell
Members of the General Assembly

We have audited the combined civil list financial statements of the State of Connecticut, as of and for the year ended June 30, 2005 and have issued our report thereon dated September 27, 2006. As stated in our report on the basic financial statements, we did not audit the financial statements of certain agencies, funds and component units. Those financial statements were audited by other auditors whose reports, including their reports on internal control over financial reporting and on compliance have been furnished to us, and our report on the basic financial statements and this report, insofar as it relates to the amounts included for those agencies, funds, and component units and their internal control over financial reporting and compliance, is based on the reports of the other auditors. We conducted our audit in accordance with auditing standards generally accepted in the United States of America and the standards applicable to financial audits contained in *Government Auditing Standards*, issued by the Comptroller General of the United States, except that the audits of certain component units of the State, as described in the aforementioned report on the combined civil list financial statements, were not conducted in accordance with *Government Auditing Standards*.

Internal Control Over Financial Reporting:

In planning and performing our audit, we considered the State of Connecticut's internal control over budgetary-basis financial reporting in order to determine our auditing procedures for the purpose of expressing our opinion on the combined civil list financial statements and not to provide an opinion on the internal control over budgetary basis financial reporting. However, we noted certain matters involving internal control over financial reporting and its operation that we consider to be reportable conditions. Reportable conditions involve matters coming to our attention relating to significant deficiencies in the design or operation of the internal control over financial reporting that, in our judgment, could adversely affect the State of Connecticut's ability to initiate, record, process, and report financial data consistent with the assertions of management in the financial statements. A list of the items considered reportable conditions follows:

1. As a result of problems in the implementation of the new Core-CT accounting system, the Office of State Comptroller could not prepare financial statements within statutory and regulatory deadlines, and within the reporting requirements for Federal financial assistance.
2. The Office of State Comptroller did not adequately administer the State's accounting and financial reporting functions to ensure that departments and agencies correctly enter transactions onto the Core-CT accounting system.
3. The Core-CT accounting system was not designed to provide an efficient means of producing needed financial reports to system users.
4. The Core-CT accounting system was not designed to provide the prompt and accurate reconciliation of cash activity.
5. The Core-CT accounting system did not have adequate internal controls to ensure that interagency transfers were properly recorded.
6. The Core-CT accounting system did not have adequate internal controls to ensure that account codes were properly recorded.
7. The Core-CT accounting system did not have adequate internal controls to ensure that transactions were correctly posted to both the commitment control and general ledgers.
8. The State Comptroller did not produce its budgetary basis financial statements in compliance with generally accepted accounting principles.

The reportable conditions noted above are further described in our *Auditors' Report, State Comptroller - State Financial Operations, for the Fiscal Year Ended June 30, 2005*.

A material weakness is a reportable condition in which the design or operations of one or more of the internal control components does not reduce to a relatively low level the risk that misstatements caused by error or fraud in amounts that would be material in relation to the financial statements being audited may occur and not be detected within a timely period by employees in the normal course of performing their assigned functions. Our consideration of the internal control over budgetary-basis financial reporting would not necessarily disclose all matters in the internal control over financial reporting that might be reportable conditions and, accordingly, would not necessarily disclose all reportable conditions that are also considered to be material weaknesses. However, of the reportable conditions described above, we consider items- 2, 4, 5, 6 and 8 to be material weaknesses.

We noted other matters involving the internal control over budgetary-basis financial reporting that we have reported, or will report, to the State's management in separately issued departmental audit reports covering the fiscal year ended June 30, 2005.

Compliance and Other Matters:


As part of obtaining reasonable assurance about whether the State of Connecticut's budgetary basis financial statements are free of material misstatement, we performed tests of its compliance with certain provisions of laws, regulations, contracts and grant agreements, noncompliance with which could have a direct and material effect on the determination of financial statement amounts. However, providing an opinion on compliance with those provisions was not an objective of our audit and, accordingly, we do not express such an opinion. The results of our tests disclosed no instances of noncompliance or other matters that are required to be reported under *Government Auditing Standards*.

We have noted certain immaterial instances of noncompliance or other matters that we have reported, or will report, to the State's management in separately issued departmental audit reports covering the fiscal year ended June 30, 2005.

This report is intended solely for the information and use of the Governor, the State Comptroller, the Appropriations Committee of the General Assembly, and the Legislative Committee on Program Review and Investigations and is not intended to be and should not be used by anyone other than these specified parties. However, this report is a matter of public record and its distribution is not limited.



Kevin P. Johnston
Auditor of Public Accounts



Robert G. Jaekle
Auditor of Public Accounts

September 27, 2006
State Capitol
Hartford, Connecticut

STATE OF CONNECTICUT



AUDITORS OF PUBLIC ACCOUNTS

STATE CAPITOL

210 CAPITOL AVENUE

HARTFORD, CONNECTICUT 06106-1559

KEVIN P. JOHNSTON

ROBERT G. JAEKLE

INDEPENDENT AUDITORS' REPORT

Governor M. Jodi Rell
Members of the General Assembly

We have audited the accompanying combined civil list financial statements of the State of Connecticut as of and for the year ended June 30, 2005, as listed in the beginning of this report. These combined civil list financial statements are the responsibility of the State's management. Our responsibility is to express an opinion on these combined civil list financial statements based on our audit. We did not audit the financial statements of the Special Transportation Fund which represent 13 percent and 19 percent, respectively, of the assets and receipts of the Special Revenue Funds; we did not audit the financial statements of the Transportation Special Tax Obligations Fund, which represent 94 percent and 96 percent, respectively, of the assets and receipts of the Debt Service Funds; and we did not audit the financial statements of the Clean Water Fund-Federal Account, the Drinking Water Fund-Federal Account or that portion of the University Health Center Hospital Fund involving patient receivables, which represent 78 percent and 16 percent, respectively, of the assets and receipts of the Enterprise Funds. Those financial statements were audited by other auditors whose reports thereon have been furnished to us, and our opinion, insofar as it relates to the amounts included for the aforementioned funds and accounts, is based solely on the reports of other auditors. All of the aforementioned audits were conducted in accordance with auditing standards generally accepted in the United States of America. In addition, the audits of the Clean Water Fund-Federal Account and Drinking Water Fund-Federal Account were conducted in accordance with standards applicable to financial audits contained in *Government Auditing Standards*, issued by the Comptroller General of the United States.

We conducted our audit in accordance with auditing standards generally accepted in the United States of America and the standards applicable to financial audits contained in *Government Auditing Standards*, issued by the Comptroller General of the United States, except that the audits of certain civil list funds of the State, as described above, were not conducted in accordance with *Government Auditing Standards*. Those standards require that we plan and perform the audit to obtain reasonable assurance about whether the general purpose financial statements are free of material misstatement. An audit includes examining, on a test basis, evidence supporting the amounts and disclosures in the combined civil list financial statements. An audit also includes assessing the accounting principles used and significant estimates made by management, as well as evaluating the overall combined civil list financial statement presentation. We believe that our audit and the reports of other auditors provide a reasonable basis for our opinion.

As discussed in the note presented on the inside cover of this report, the State of Connecticut has prepared these financial statements using accounting practices prescribed by the State Comptroller, which practices differ from accounting principles generally accepted in the United States of America. The effects on the financial statements of the variances between these regulatory accounting practices and accounting principles generally accepted in the United States of America, although not reasonably determinable, are presumed to be material.

The financial statements referred to above present only the civil list funds of the State of Connecticut and are not intended to present fairly the financial position and results of operations of the State of Connecticut in conformity with accounting principles generally accepted in the United States of America. Management has not presented government-wide financial statements to display the financial position and changes in financial position of its governmental activities, business-type activities, and discretely prepared component units. Management also has not provided notes to the financial statements, a management discussion and analysis, and information on depreciation expense, disclosure of all types of debt and infrastructure assets on the financial statements. All of which has been determined as necessary by accounting principles generally accepted in the United States of America.

In our opinion, because of the effects of the matters discussed in the preceding paragraphs, the financial statements referred to above do not present fairly, in conformity with accounting principles generally accepted in the United States of America, the financial position of the State of Connecticut, as of June 30, 2005, or the changes in financial position, or where applicable its cash transactions for the year then ended.

In our opinion, based on our audit and the reports of other auditors, the financial statements referred to above present fairly, in all material respects, the respective financial position of the combined civil list funds as of June 30, 2005, and the cash transactions of such funds for the year then ended, in conformity with the basis of accounting described in the note presented on the inside cover of this report.


In accordance with *Government Auditing Standards*, we have also issued our report dated September 27 2006, on our consideration of the State of Connecticut's internal control over budgetary-basis financial reporting and on our tests of its compliance with certain provisions of laws, regulations, contracts and grants. That report is an integral part of an audit performed in accordance with *Government Auditing Standards* and should be read in conjunction with this report in considering the results of our audit.

Our audit was performed for the purpose of forming an opinion on the combined civil list financial statements of the State of Connecticut taken as a whole. The combining and individual fund and account group financial statements and schedules, listed in the table of contents of the Annual Report of the State Comptroller, are presented for purposes of additional analysis and are not a required part of the combined civil list financial statements. Such information has been subjected to the auditing procedures applied in the audit of the combined civil list financial statements and, in our opinion, is fairly presented, in all material respects, in relation to the combined civil list financial statements taken as a whole.

We did not audit the data included in the sundry section of the Annual Report of the State Comptroller, and accordingly, express no opinion thereon.




Kevin P. Johnston
Auditor of Public Accounts



Robert G. Jaekle
Auditor of Public Accounts

September 27, 2006
State Capitol
Hartford, Connecticut



ALL FUNDS

Statements:

EXHIBIT A

Combined Balance Sheet

SCHEDULE A-1

Statement of Cash Receipts and Disbursements

Comments:

All funds accounted for by the Office of the State Comptroller are included in these statements.

The Annual Report of the Treasurer of the State of Connecticut contains information on certain trust funds which are not included in this Report.

**STATE OF CONNECTICUT
COMBINED BALANCE SHEET
JUNE 30, 2005**

	GENERAL FUND	SPECIAL REVENUE FUNDS	DEBT SERVICE FUNDS
Assets			
Cash and Short Term Investments	\$ 102,328,587	\$ 1,322,595,737	\$ 46,840,524
Accrued Taxes Receivable	957,352,000	42,404,000	-
Accrued Interest Receivable	-	5,132,721	-
Federal and Other Grants Receivable	-	40,376,583	-
Loans Receivable	18,558,663	148,198,659	-
Accounts Receivable	256	-	-
Deposits in U.S. Treasury	-	-	-
Cash and Investments with Trustee	-	-	676,450,460
Long Term Investments	-	400,241	-
Due from Other Funds	1,200,000	4,029,626	-
Resources Available for Debt Retirement	-	-	-
Resources to be Provided in Future Years	-	-	-
Total Assets	<u>\$ 1,079,439,506</u>	<u>\$ 1,563,137,567</u>	<u>\$ 723,290,984</u>
Liabilities, Reserves, Fund Balances and Surplus			
Liabilities			
Bonds Outstanding	\$ -	\$ -	\$ -
Capital Leases	-	-	-
Accounts Payable	-	-	-
Due to Other Funds	4,331,673	1,276,787	-
Total Liabilities	<u>4,331,673</u>	<u>1,276,787</u>	<u>-</u>
Reserves, Fund Balances and Surplus			
Reserve for Petty Cash	970,628	-	-
Reserve for Receivables	-	148,198,659	-
Reserve for Transfer to Budget Reserve	363,863,247	-	-
Statutory Surplus Reserves for Fiscal Year 2005-2006	15,851,490	-	-
Reserve for Benefit Payments	-	-	-
Reserve for Member Contributions	-	-	-
Reserve for Actuarial Deficiency	-	-	-
Appropriations Continued to FY 2005-2006	694,422,468	2,226,283,108	-
Fund Balance/Unappropriated Surplus (Deficit)	-	(812,620,987)	723,290,984
Total Reserves, Fund Balances and Surplus	<u>1,075,107,833</u>	<u>1,561,860,780</u>	<u>723,290,984</u>
Total Liabilities, Reserves, Fund Balances and Surplus	<u>\$ 1,079,439,506</u>	<u>\$ 1,563,137,567</u>	<u>\$ 723,290,984</u>

EXHIBIT A

CAPITAL PROJECTS FUNDS	INTERNAL SERVICE FUNDS	ENTERPRISE FUNDS	FIDUCIARY FUNDS	LONG-TERM DEBT OUTSTANDING	TOTALS (MEMORANDUM ONLY)
\$ 367,372,436	\$ (7,691,934)	\$ 157,096,306	\$ 437,333,023	\$ -	\$ 2,425,874,679
-	-	-	-	-	999,756,000
-	-	-	-	-	5,132,721
1,070,169,733	-	-	-	-	1,110,546,316
-	-	716,124,769	540,290	-	883,422,381
-	-	19,849,000	-	-	19,849,256
-	-	-	572,789,293	-	572,789,293
-	-	659,809,637	-	-	1,336,260,097
-	-	128,576	12,475,805,665	-	12,476,334,482
-	35,987	114,444	219,969	-	5,600,026
-	-	-	-	723,290,984	723,290,984
-	-	-	12,768,353,889	13,118,421,016	25,886,774,905
<u>\$ 1,437,542,169</u>	<u>\$ (7,655,947)</u>	<u>\$ 1,553,122,732</u>	<u>\$ 26,255,042,129</u>	<u>\$ 13,841,712,000</u>	<u>\$ 46,445,631,140</u>
\$ -	\$ -	\$ -	\$ -	\$ 13,795,147,000	\$ 13,795,147,000
-	-	-	-	46,565,000	46,565,000
-	-	-	-	-	-
-	-	-	-	-	5,608,460
-	-	-	-	13,841,712,000	13,847,320,460
-	-	-	-	-	970,628
1,070,169,733	-	735,973,769	540,290	-	1,954,882,451
-	-	-	-	-	363,863,247
-	-	-	-	-	15,851,490
-	-	-	572,789,293	-	572,789,293
-	-	-	3,843,368,725	-	3,843,368,725
-	-	-	12,768,353,889	-	12,768,353,889
4,309,663,429	63,164,503	401,100,392	-	-	7,694,633,900
(3,942,290,993)	(70,820,450)	416,048,571	9,069,989,932	-	5,383,597,057
<u>1,437,542,169</u>	<u>(7,655,947)</u>	<u>1,553,122,732</u>	<u>26,255,042,129</u>	-	<u>32,598,310,680</u>
<u>\$ 1,437,542,169</u>	<u>\$ (7,655,947)</u>	<u>\$ 1,553,122,732</u>	<u>\$ 26,255,042,129</u>	<u>\$ 13,841,712,000</u>	<u>\$ 46,445,631,140</u>

**STATE OF CONNECTICUT
 COMBINED STATEMENT OF CASH RECEIPTS AND DISBURSEMENTS
 FISCAL YEAR ENDED JUNE 30, 2005**

	GENERAL FUND	SPECIAL REVENUE FUNDS	DEBT SERVICE FUNDS
Cash and Short Term Investments, July 1, 2004	\$ (190,190,417)	\$ 998,834,106	\$ 47,390,264
Receipts and Transfers:			
Taxes	10,185,631,088	589,614,147	-
Other Receipts	3,711,807,262	3,794,852,338	372,780,918
Sale of Long Term Investments	-	-	-
Sale of Bonds (Note 1)	-	165,403,148	-
Withdrawals from U.S. Treasury	-	-	-
Interfund Transfers	(282,247,272)	250,177,982	37,971,405
Loan Repayments	2,189,174	-	-
Transfer from Quasi State Agencies/Trustee	17,500,000	-	-
Totals	<u>13,444,689,835</u>	<u>5,798,881,721</u>	<u>458,142,587</u>
Disbursements:			
Current Expenses, Fixed Charges and Capital Outlay	13,333,702,717	4,476,280,476	411,302,063
Distributions and Loans	8,658,531	-	-
Purchase of Long Term Investments	-	5,508	-
Deposits in U.S. Treasury	-	-	-
Transfers to Trustee/Trust Fund	-	-	-
Total Disbursements	<u>13,342,361,248</u>	<u>4,476,285,984</u>	<u>411,302,063</u>
Cash and Short Term Investments, June 30, 2005	<u>\$ 102,328,587</u>	<u>\$ 1,322,595,737</u>	<u>\$ 46,840,524</u>

Note 1: Total does not include \$648,960,000 of bond proceeds deposited directly with a trustee or other legally separate organization.

SCHEDULE A-1

CAPITAL PROJECTS FUNDS	INTERNAL SERVICE FUNDS	ENTERPRISE FUNDS	FIDUCIARY FUNDS	TOTALS (MEMORANDUM ONLY)
\$ 439,829,038	\$ (10,507,746)	\$ 128,392,815	\$ 395,398,323	\$ 1,809,146,383
-	-	-	641,643,859	11,416,889,094
356,010,457	82,501,278	280,797,723	2,734,356,546	11,333,106,522
-	-	45,591	542,719,165	542,764,756
979,596,852	-	35,000,000	-	1,180,000,000
-	-	-	581,889,945	581,889,945
(11,045,310)	17,293	6,544,915	(1,419,013)	-
-	-	4,733,725	-	6,922,899
-	-	33,343,685	-	50,843,685
<u>1,764,391,037</u>	<u>72,010,825</u>	<u>488,858,454</u>	<u>4,894,588,825</u>	<u>26,921,563,284</u>
1,397,018,601	79,702,759	317,276,060	-	20,015,282,676
-	-	-	3,344,468,091	3,353,126,622
-	-	-	434,306,800	434,312,308
-	-	-	678,480,911	678,480,911
-	-	14,486,088	-	14,486,088
<u>1,397,018,601</u>	<u>79,702,759</u>	<u>331,762,148</u>	<u>4,457,255,802</u>	<u>24,495,688,605</u>
<u>\$ 367,372,436</u>	<u>\$ (7,691,934)</u>	<u>\$ 157,096,306</u>	<u>\$ 437,333,023</u>	<u>\$ 2,425,874,679</u>

GENERAL FUND

Statements:

EXHIBIT B	Balance Sheet
SCHEDULE B-1	Statement of Unappropriated Surplus
SCHEDULE B-2	Statement of Estimated and Realized Revenue
SCHEDULE B-3	Statement of Appropriations and Expenditures

Comments:

The General Fund accounts for all receipts and disbursements not specifically included in other funds. The General Fund finances the State's general operations under a budget authorized by the General Assembly in its annual Appropriations Act.

**GENERAL FUND
BALANCE SHEET
JUNE 30, 2005****Assets**

Cash and Short Term Investments	\$ 102,328,587
Accrued Taxes Receivable	923,537,000
Accrued Accounts Receivable	33,815,000
Due From Other Funds	1,200,000
Accounts Receivable	256
Loans Receivable	18,558,663
Total Assets	<u>\$ 1,079,439,506</u>

Liabilities, Reserves, and Surplus**Liabilities**

Due To Other Funds - Year End Adjustments	\$ 4,331,673
Total Liabilities	<u>4,331,673</u>

Reserves

Petty Cash Funds	970,628
Transfer to Budget Reserve	363,863,247
Statutory Surplus Reserves for Fiscal Year 2005-2006	15,851,490
Appropriations Continued to Fiscal Year 2005-2006	694,422,468
Total Reserves	<u>1,075,107,833</u>

Unappropriated Surplus - Schedule B-1

-**Total Liabilities, Reserves, and Surplus****\$ 1,079,439,506**

**GENERAL FUND
STATEMENT OF UNAPPROPRIATED SURPLUS
FISCAL YEAR ENDED JUNE 30, 2005**

Realized Revenue - Schedule B-2	\$ 14,062,862,751
Expenditures - Schedule B-3	<u>13,333,702,717</u>
Excess Revenue over Expenditures	729,160,034
Miscellaneous Adjustments	(18,184,886)
Prior Year Budgeted Appropriations Continued to Fiscal Year 2004-2005	212,862,057
Budgeted Appropriations Continued to Fiscal Year 2005-2006	<u>(694,422,468)</u>
Surplus	229,414,737
Unappropriated Surplus, July 1, 2004	150,300,000
Reserve for Fiscal Year 2005-2006	(15,851,490)
Reserve for Statutory Transfer to Budget Reserve Fund	<u>(363,863,247)</u>
Unappropriated Surplus, June 30, 2005	<u>\$ -</u>

GENERAL FUND
STATEMENT OF ESTIMATED AND REALIZED REVENUE
FISCAL YEAR ENDED JUNE 30, 2005

	<u>Realized</u> <u>Revenue</u>	<u>Budgeted</u> <u>Revenue</u>	<u>Realized</u> <u>Over (Under)</u> <u>Budgeted</u>
TAXES			
Personal Income	\$ 5,570,724,296	\$ 5,131,000,000	\$ 439,724,296
Sales and Use	3,290,366,279	3,320,300,000	(29,933,721)
Corporations	678,968,999	501,700,000	177,268,999
Cigarettes and Tobacco	273,978,748	266,000,000	7,978,748
Insurance Companies	257,152,170	234,800,000	22,352,170
Public Service Corporations	196,818,820	189,400,000	7,418,820
Inheritance and Estate	253,907,073	166,100,000	87,807,073
Real Estate Conveyance	207,631,113	145,800,000	61,831,113
Oil Companies	143,547,882	89,600,000	53,947,882
Alcoholic Beverages	44,235,608	43,500,000	735,608
Admissions, Dues and Cabaret	31,698,905	33,100,000	(1,401,095)
Miscellaneous	39,027,985	33,800,000	5,227,985
Totals	<u>10,988,057,878</u>	<u>10,155,100,000</u>	<u>832,957,878</u>
Less Refunds of Taxes	(681,278,762)	(700,000,000)	18,721,238
Less R & D Credit Exchange	(8,850,106)	(14,000,000)	5,149,894
Net Taxes	<u>10,297,929,010</u>	<u>9,441,100,000</u>	<u>856,829,010</u>
OTHER REVENUE			
Indian Gaming Payments	417,837,770	430,000,000	(12,162,230)
Transfers - Special Revenue	273,894,482	283,100,000	(9,205,518)
Licenses, Permits and Fees	143,250,110	138,100,000	5,150,110
Rents, Fines and Escheats	170,732,443	144,500,000	26,232,443
Sales of Commodities and Services	35,147,598	36,000,000	(852,402)
Investment Income	15,293,473	15,300,000	(6,527)
Miscellaneous	153,981,955	105,000,000	48,981,955
Total Other Revenue	<u>1,210,137,831</u>	<u>1,152,000,000</u>	<u>58,137,831</u>
Less Refunds of Payments	(374,161)	(500,000)	125,839
Net Other Revenue	<u>1,209,763,670</u>	<u>1,151,500,000</u>	<u>58,263,670</u>
OTHER SOURCES			
Federal Grants	2,497,670,071	2,469,600,000	28,070,071
Transfer to the Resources of the General Fund	29,500,000	69,500,000	(40,000,000)
Transfer from the Tobacco Settlement Fund	113,000,000	113,000,000	-
Transfers to the Pequot/Mohegan Fund	(85,000,000)	(85,000,000)	-
Total Other Sources	<u>2,555,170,071</u>	<u>2,567,100,000</u>	<u>(11,929,929)</u>
Total Budgeted Revenue	<u><u>\$ 14,062,862,751</u></u>	<u><u>\$ 13,159,700,000</u></u>	<u><u>\$ 903,162,751</u></u>

STATE OF CONNECTICUT GENERAL FUND
STATEMENT OF APPROPRIATIONS AND EXPENDITURES
FISCAL YEAR ENDED JUNE 30, 2005

	CONTINUED AND INITIAL APPROPRIATIONS	APPROPRIATION ADJUSTMENTS	TOTAL APPROPRIATIONS	EXPENDITURES	APPROPRIATIONS LAPSED	CONTINUED
LEGISLATIVE						
LEGISLATIVE MANAGEMENT						
10010 PERSONAL SERVICES	\$ 36,083,256	\$ -	\$ 36,083,256	\$ 33,922,997	\$ 2,160,259	\$ -
10020 OTHER EXPENSES	18,809,703	-	18,809,703	17,008,746	1,550,957	250,000
10050 EQUIPMENT	732,500	-	732,500	497,686	234,814	-
12129 MINOR CAPITAL IMPROVEMENTS	900,000	-	900,000	854,342	45,658	-
12204 INTERIM COMMITTEE STAFFING	473,000	-	473,000	342,576	130,424	-
12210 INTERIM SALARY/CAUCUS OFFICES	376,000	-	376,000	363,510	12,490	-
16057 INTERSTATE CONFERENCE FUND	283,000	-	283,000	267,600	15,400	-
AGENCY TOTAL	57,657,459	-	57,657,459	53,257,457	4,150,002	250,000
AUDITORS OF PUBLIC ACCOUNTS						
10010 PERSONAL SERVICES	9,478,709	-	9,478,709	7,644,338	1,834,371	-
10020 OTHER EXPENSES	695,107	-	695,107	474,907	220,200	-
10050 EQUIPMENT	163,000	-	163,000	79,162	83,838	-
AGENCY TOTAL	10,336,816	-	10,336,816	8,198,407	2,138,409	-
COMMISSION ON THE STATUS OF WOMEN						
10010 PERSONAL SERVICES	477,342	-	477,342	449,348	27,994	-
10020 OTHER EXPENSES	66,161	-	66,161	55,298	10,863	-
10050 EQUIPMENT	1	-	1	-	1	-
AGENCY TOTAL	543,504	-	543,504	504,646	38,858	-
COMMISSION ON CHILDREN						
10010 PERSONAL SERVICES	558,382	(25,000)	533,382	528,026	5,356	-
10020 OTHER EXPENSES	37,892	25,000	62,892	61,878	1,014	-
10050 EQUIPMENT	1	-	1	-	1	-
AGENCY TOTAL	596,275	-	596,275	589,904	6,371	-
LATINO AND PUERTO RICAN AFFAIRS COMMISSION						
10010 PERSONAL SERVICES	337,033	(4,500)	332,533	326,226	6,307	-
10020 OTHER EXPENSES	45,852	4,500	50,352	45,821	4,531	-
10050 EQUIPMENT	1	-	1	-	1	-
AGENCY TOTAL	382,886	-	382,886	372,047	10,839	-
AFRICAN-AMERICAN AFFAIRS COMMISSION						
10010 PERSONAL SERVICES	261,617	-	261,617	260,858	759	-
10020 OTHER EXPENSES	41,803	-	41,803	36,526	5,277	-
10050 EQUIPMENT	1	-	1	-	1	-
AGENCY TOTAL	303,421	-	303,421	297,384	6,037	-
TOTAL LEGISLATIVE	69,820,361	-	69,820,361	63,219,845	6,350,516	250,000
GENERAL GOVERNMENT						
GOVERNOR'S OFFICE						
10010 PERSONAL SERVICES	2,401,891	-	2,401,891	2,264,648	137,243	-
10020 OTHER EXPENSES	259,725	13,868	273,593	268,130	5,463	-
10050 EQUIPMENT	100	-	100	100	-	-
16026 NEW ENGLAND GOVERNORS' CONFERENCE	138,687	(13,868)	124,819	79,378	45,441	-
16035 NATIONAL GOVERNORS' ASSOCIATION	92,770	-	92,770	92,770	-	-
AGENCY TOTAL	2,893,173	-	2,893,173	2,705,026	188,147	-
SECRETARY OF THE STATE						
10010 PERSONAL SERVICES	1,865,657	47,167	1,912,824	1,598,335	248,924	65,565
10020 OTHER EXPENSES	1,252,671	-	1,252,671	970,874	245,494	36,303
10050 EQUIPMENT	1,000	-	1,000	1,000	-	-
AGENCY TOTAL	3,119,328	47,167	3,166,495	2,570,209	494,418	101,868
LIEUTENANT GOVERNOR'S OFFICE						
10010 PERSONAL SERVICES	415,711	-	415,711	369,689	46,022	-
10020 OTHER EXPENSES	167,070	-	167,070	69,574	97,496	-
10050 EQUIPMENT	100	-	100	-	100	-
AGENCY TOTAL	582,881	-	582,881	439,263	143,618	-
ELECTIONS ENFORCEMENT COMMISSION						
10010 PERSONAL SERVICES	876,122	(6,300)	869,822	856,389	13,433	-
10020 OTHER EXPENSES	63,368	6,300	69,668	69,625	43	-
10050 EQUIPMENT	4,000	-	4,000	4,000	-	-
AGENCY TOTAL	943,490	-	943,490	930,014	13,476	-
ETHICS COMMISSION						
10010 PERSONAL SERVICES	749,540	4,045	753,585	741,675	11,910	-
10020 OTHER EXPENSES	79,438	25,000	104,438	103,929	509	-
10050 EQUIPMENT	100	-	100	-	100	-
12021 LOBBYIST ELECTRONIC FILING PROGRAM	42,000	22,000	64,000	42,000	-	22,000
AGENCY TOTAL	871,078	51,045	922,123	887,604	12,519	22,000
FREEDOM OF INFORMATION COMMISSION						
10010 PERSONAL SERVICES	1,356,036	59,919	1,415,955	1,386,733	29,222	-
10020 OTHER EXPENSES	103,804	-	103,804	103,865	(61)	-

	CONTINUED AND INITIAL APPROPRIATIONS		APPROPRIATION ADJUSTMENTS	TOTAL APPROPRIATIONS		EXPENDITURES	APPROPRIATIONS	
	APPROPRIATIONS			APPROPRIATIONS			LAPSED	CONTINUED
10050 EQUIPMENT	1,000	-	-	1,000	1,000	1,000	-	-
AGENCY TOTAL	1,460,840	59,919	-	1,520,759	1,491,598	29,161	-	-
JUDICIAL SELECTION COMMISSION								
10010 PERSONAL SERVICES	81,897	(1,969)	79,928	77,224	1,704	1,000	-	-
10020 OTHER EXPENSES	19,691	1,969	21,660	21,228	432	-	-	-
10050 EQUIPMENT	100	-	100	100	100	-	-	-
AGENCY TOTAL	101,688	-	101,688	98,452	2,236	1,000	-	-
STATE PROPERTIES REVIEW BOARD								
10010 PERSONAL SERVICES	300,286	12,915	313,201	274,248	1,953	37,000	-	-
10020 OTHER EXPENSES	183,294	(5,200)	178,094	155,730	17,052	5,312	-	-
10050 EQUIPMENT	7,430	-	7,430	5,593	1,837	-	-	-
AGENCY TOTAL	491,010	7,715	498,725	435,571	20,842	42,312	-	-
STATE TREASURER								
10010 PERSONAL SERVICES	3,579,781	10,959	3,590,740	3,089,871	421,005	79,864	-	-
10020 OTHER EXPENSES	343,660	-	343,660	314,630	13,951	15,079	-	-
10050 EQUIPMENT	100	-	100	100	-	-	-	-
AGENCY TOTAL	3,923,541	10,959	3,934,500	3,404,601	434,956	94,943	-	-
STATE COMPTROLLER								
10010 PERSONAL SERVICES	15,740,699	606,095	16,346,794	15,177,419	618,058	551,317	-	-
10020 OTHER EXPENSES	5,703,472	200,000	5,903,472	4,688,890	1,014,582	200,000	-	-
10050 EQUIPMENT	100	-	100	100	-	-	-	-
12107 CORE FINANCIAL SYSTEMS	236,243	-	236,243	86,813	-	149,430	-	-
16016 GOVERNMENTAL ACCOUNTING STANDARDS BOARD	19,570	-	19,570	19,570	-	-	-	-
AGENCY TOTAL	21,700,084	806,095	22,506,179	19,972,792	1,632,640	900,747	-	-
DEPARTMENT OF REVENUE SERVICES								
10010 PERSONAL SERVICES	43,810,166	4,284,492	48,094,658	47,637,922	92,085	364,651	-	-
10020 OTHER EXPENSES	10,753,244	135,780	10,889,024	9,068,842	676,043	1,144,139	-	-
10050 EQUIPMENT	2,900	-	2,900	2,880	20	-	-	-
12050 COLLECTION AND LITIGATION CONTINGENCY FUND	425,767	-	425,767	343,780	81,987	-	-	-
AGENCY TOTAL	54,992,077	4,420,272	59,412,349	57,053,424	850,135	1,508,790	-	-
DIVISION OF SPECIAL REVENUE								
10010 PERSONAL SERVICES	4,910,158	644,564	5,554,722	5,116,360	297,399	140,963	-	-
10020 OTHER EXPENSES	1,232,036	-	1,232,036	1,068,625	64,540	98,871	-	-
10050 EQUIPMENT	100	-	100	99	1	-	-	-
AGENCY TOTAL	6,142,294	644,564	6,786,858	6,185,084	361,940	239,834	-	-
STATE INSURANCE AND RISK MANAGEMENT BOARD								
10010 PERSONAL SERVICES	233,071	-	233,071	209,590	23,481	-	-	-
10020 OTHER EXPENSES	15,747,898	-	15,747,898	10,359,953	4,831,555	556,390	-	-
10050 EQUIPMENT	1,000	-	1,000	1,000	-	-	-	-
12141 SURETY BONDS FOR STATE OFFICIALS & EMPLOYEES	284,350	-	284,350	51,209	233,141	-	-	-
AGENCY TOTAL	16,266,319	-	16,266,319	10,621,752	5,088,177	556,390	-	-
GAMING POLICY BOARD								
10020 OTHER EXPENSES	3,230	-	3,230	1,484	1,746	-	-	-
AGENCY TOTAL	3,230	-	3,230	1,484	1,746	-	-	-
OFFICE OF POLICY AND MANAGEMENT								
10010 PERSONAL SERVICES	14,729,519	(2,642,319)	12,087,200	11,242,953	346,393	497,854	-	-
10020 OTHER EXPENSES	2,294,028	1,500,000	3,794,028	1,417,657	394,739	1,981,632	-	-
10050 EQUIPMENT	1,000	-	1,000	1,000	-	-	-	-
12130 LITIGATION/SETTLEMENT	6,137,585	1,975,000	8,112,585	1,227,998	-	6,884,587	-	-
12169 AUTOMATED BUDGET SYSTEM & DATA BASE LINK	93,612	-	93,612	24,592	69,020	-	-	-
12211 LEADERSHIP, EDUCATION, ATHLETICS IN PARTNERSHIP	850,000	-	850,000	850,000	-	-	-	-
12231 CASH MANAGEMENT IMPROVEMENT ACT	100	-	100	100	100	-	-	-
12251 JUSTICE ASSISTANCE GRANTS	4,714,514	(200,000)	4,514,514	4,180,172	-	334,342	-	-
12316 ENERGY CONTINGENCY	-	18,000,000	18,000,000	-	-	18,000,000	-	-
12335 PLANS OF CONSERVATION AND DEVELOPMENT	-	100,000	100,000	-	-	100,000	-	-
12336 CONTINGENCY NEEDS	-	18,000,000	18,000,000	-	-	18,000,000	-	-
16017 TAX RELIEF FOR ELDERLY RENTERS	14,530,320	750,000	15,280,320	15,155,011	-	125,309	-	-
16066 PRIVATE PROVIDERS	12,831,531	(12,831,531)	-	-	-	-	-	-
17011 REIMBURSE PROPERTY TAX - DISABILITY EXEMPTION	250,000	-	250,000	250,000	-	-	-	-
17016 DISTRESSED MUNICIPALITIES	7,800,000	-	7,800,000	7,454,831	-	345,169	-	-
17018 PROPERTY TAX RELIEF ELDERLY CIRCUIT BREAKER	20,505,899	-	20,505,899	20,505,899	-	-	-	-
17021 PROPERTY TAX RELIEF ELDERLY FREEZE PROGRAM	1,950,000	(250,000)	1,700,000	1,601,602	-	98,398	-	-
17024 PROPERTY TAX RELIEF FOR VETERANS	4,970,099	(2,000,000)	2,970,099	2,917,205	-	52,894	-	-
17026 RELOCATE HARTFORD CITY OFFICES	265,754	-	265,754	258,387	-	7,367	-	-
17031 PILOT - NEW MANUFACTURING MACHINERY & EQUIPMENT	52,197,608	8,764,559	60,962,167	50,729,721	-	10,232,446	-	-
17035 CAPITAL CITY ECONOMIC DEVELOPMENT	818,313	2,700,000	3,518,313	3,518,313	-	-	-	-
17039 WASTE WATER TREATMENT FACILITY HOST TOWN	100,000	-	100,000	100,000	-	-	-	-
AGENCY TOTAL	145,039,882	33,865,709	178,905,591	121,435,341	810,252	56,659,998	-	-
DEPARTMENT OF VETERANS AFFAIRS								
10010 PERSONAL SERVICES	21,371,666	246,767	21,618,433	21,365,842	-	252,591	-	-
10020 OTHER EXPENSES	6,357,324	2,114,000	8,471,324	7,078,959	278,365	1,114,000	-	-
10050 EQUIPMENT	1,000	-	1,000	1,000	-	-	-	-
12295 SUPPORT SERVICES FOR VETERANS	200,000	-	200,000	200,000	-	-	-	-
AGENCY TOTAL	27,929,990	2,360,767	30,290,757	28,645,801	278,365	1,366,591	-	-

SCHEDULE B-3

	CONTINUED AND INITIAL APPROPRIATIONS	APPROPRIATION ADJUSTMENTS	TOTAL APPROPRIATIONS	EXPENDITURES	APPROPRIATIONS LAPSED	CONTINUED
OFFICE OF WORKFORCE COMPETITIVENESS						
10010 PERSONAL SERVICES	424,937	-	424,937	346,916	44,476	33,545
10020 OTHER EXPENSES	503,263	-	503,263	216,281	271,027	15,955
10050 EQUIPMENT	1,800	-	1,800	-	1,800	-
12079 CETC WORKFORCE	3,049,410	150,000	3,199,410	2,709,134	-	490,276
12108 JOBS FUNNEL PROJECTS	-	1,000,000	1,000,000	1,000,000	-	-
12309 SMALL BUSINESS INNOVATION RESEARCH	-	250,000	250,000	250,000	-	-
12310 CT SPACE GRANT COLLEGE CONSORTIUM	-	50,000	50,000	50,000	-	-
12311 CT CAREER CHOICES	-	800,000	800,000	800,000	-	-
12312 NANOTECHNOLOGY STUDY	-	200,000	200,000	200,000	-	-
AGENCY TOTAL	3,979,410	2,450,000	6,429,410	5,572,331	317,303	539,776
DEPARTMENT OF ADMINISTRATIVE SERVICES						
10010 PERSONAL SERVICES	14,616,147	1,536,754	16,152,901	15,294,757	266,209	591,935
10020 OTHER EXPENSES	1,241,783	-	1,241,783	1,145,994	13,990	81,799
10050 EQUIPMENT	1,000	-	1,000	1,000	-	-
12024 LABOR - MANAGEMENT FUND	411,105	-	411,105	64,636	-	346,469
12115 LOSS CONTROL RISK MANAGEMENT	309,157	-	309,157	243,346	65,811	-
12123 EMPLOYEES REVIEW BOARD	52,630	-	52,630	47,849	4,781	-
12131 PLACEMENT AND TRAINING FUND	1	-	1	-	-	1
12155 QUALITY OF WORK-LIFE	1,236,563	-	1,236,563	36,641	-	1,199,922
12176 REFUNDS OF COLLECTIONS	20,000	45,000	65,000	30,743	34,257	-
12218 WORKERS' COMPENSATION ADMINISTRATOR	5,322,486	-	5,322,486	5,249,000	73,486	-
12223 HOSPITAL BILLING SYSTEM	131,005	-	131,005	103,210	27,795	-
AGENCY TOTAL	23,341,877	1,581,754	24,923,631	22,217,176	486,329	2,220,126
DEPARTMENT OF INFORMATION TECHNOLOGY						
10010 PERSONAL SERVICES	24,417,266	(14,140,719)	10,276,547	7,520,528	-	2,756,019
10020 OTHER EXPENSES	7,956,897	1,337,000	9,293,897	8,646,421	266,877	380,599
10050 EQUIPMENT	100	-	100	-	100	-
12124 HEALTH INSURANCE PORTABILITY & ACCOUNTABILITY	54,723	-	54,723	95,766	(41,043)	-
AGENCY TOTAL	32,428,986	(12,803,719)	19,625,267	16,262,715	225,934	3,136,618
DEPARTMENT OF PUBLIC WORKS						
10010 PERSONAL SERVICES	5,998,829	146,095	6,144,924	6,069,335	25,543	50,046
10020 OTHER EXPENSES	18,987,014	2,500,000	21,487,014	17,866,242	1,120,772	2,500,000
10050 EQUIPMENT	1,000	-	1,000	1,000	-	-
12096 MANAGEMENT SERVICES	4,418,775	-	4,418,775	4,156,545	262,230	-
12179 RENTS & MOVING	7,886,517	300,000	8,186,517	7,671,253	215,264	300,000
12184 CAPITOL DAY CARE CENTER	109,250	-	109,250	109,250	-	-
12191 FACILITIES DESIGN EXPENSES	5,085,643	-	5,085,643	5,083,411	2,232	-
AGENCY TOTAL	42,487,028	2,946,095	45,433,123	40,957,036	1,626,041	2,850,046
ATTORNEY GENERAL						
10010 PERSONAL SERVICES	26,406,764	247,263	26,654,027	24,617,565	1,016,164	1,020,298
10020 OTHER EXPENSES	1,549,669	-	1,549,669	1,444,436	30,255	74,978
10050 EQUIPMENT	100	-	100	-	100	-
AGENCY TOTAL	27,956,533	247,263	28,203,796	26,062,001	1,046,519	1,095,276
OFFICE OF THE CLAIMS COMMISSIONER						
10010 PERSONAL SERVICES	252,194	-	252,194	236,737	457	15,000
10020 OTHER EXPENSES	51,258	-	51,258	18,916	17,342	15,000
10050 EQUIPMENT	100	-	100	100	-	-
12143 ADJUDICATED CLAIMS	115,000	-	115,000	64,262	50,738	-
AGENCY TOTAL	418,552	-	418,552	320,015	68,537	30,000
DIVISION OF CRIMINAL JUSTICE						
10010 PERSONAL SERVICES	36,458,172	585,000	37,043,172	36,395,219	93,801	554,152
10020 OTHER EXPENSES	2,434,823	80,000	2,514,823	2,396,384	1,975	116,464
10050 EQUIPMENT	1,000	-	1,000	1,000	-	-
12025 FORENSIC SEX EVIDENCE EXAMS	640,000	135,000	775,000	774,980	20	-
12069 WITNESS PROTECTION	372,913	-	372,913	182,598	190,315	-
12097 TRAINING AND EDUCATION	80,551	-	80,551	55,622	24,929	-
12110 EXPERT WITNESSES	228,643	-	228,643	163,748	64,895	-
12117 MEDICAID FRAUD CONTROL	696,762	-	696,762	638,620	58,142	-
AGENCY TOTAL	40,912,864	800,000	41,712,864	40,608,171	434,077	670,616
CRIMINAL JUSTICE COMMISSION						
10020 OTHER EXPENSES	1,136	-	1,136	169	967	-
AGENCY TOTAL	1,136	-	1,136	169	967	-
STATE MARSHAL COMMISSION						
10010 PERSONAL SERVICES	277,442	-	277,442	185,194	16,248	76,000
10020 OTHER EXPENSES	125,325	-	125,325	74,914	45,602	4,809
10050 EQUIPMENT	100	-	100	-	100	-
AGENCY TOTAL	402,867	-	402,867	260,108	61,950	80,809
TOTAL GENERAL GOVERNMENT	458,390,158	37,495,605	495,885,763	409,137,738	14,630,285	72,117,740
REGULATION AND PROTECTION						
DEPARTMENT OF PUBLIC SAFETY						
10010 PERSONAL SERVICES	102,735,133	4,631,482	107,366,615	107,608,216	(896,696)	655,095
10020 OTHER EXPENSES	20,151,359	4,675,000	24,826,359	23,931,429	(10,753)	905,683

	CONTINUED AND INITIAL APPROPRIATIONS		APPROPRIATION ADJUSTMENTS	TOTAL APPROPRIATIONS	EXPENDITURES	APPROPRIATIONS LAPSED	APPROPRIATIONS CONTINUED
	APPROPRIATIONS						
10050 EQUIPMENT	1,000	-	-	1,000	1,000	-	-
12016 TUITION REIMBURSEMENT - TRAINING AND TRAVEL	-	-	-	-	1,938	(1,938)	-
12026 STRESS REDUCTION	133,571	-	-	133,571	6,657	-	126,914
12082 FLEET PURCHASE	6,639,928	(1,250,000)	-	5,389,928	5,150,042	239,886	-
12235 WORKERS' COMPENSATION CLAIMS	2,444,796	500,000	-	2,944,796	2,849,871	-	94,925
16001 CIVIL AIR PATROL AGENCY TOTAL	36,758	-	-	36,758	36,758	-	-
	132,142,545	8,556,482	-	140,699,027	139,585,911	(669,501)	1,782,617
POLICE OFFICER STANDARDS AND TRAINING COUNCIL							
10010 PERSONAL SERVICES	1,582,866	74,353	-	1,657,219	1,634,685	22,534	-
10020 OTHER EXPENSES	899,440	-	-	899,440	859,618	4,632	35,190
10050 EQUIPMENT	1,000	-	-	1,000	1,000	-	-
AGENCY TOTAL	2,483,306	74,353	-	2,557,659	2,495,303	27,166	35,190
BOARD OF FIREARMS PERMIT EXAMINERS							
10010 PERSONAL SERVICES	69,332	2,378	-	71,710	70,902	808	-
10020 OTHER EXPENSES	34,842	-	-	34,842	31,730	3,112	-
10050 EQUIPMENT	100	-	-	100	-	100	-
AGENCY TOTAL	104,274	2,378	-	106,652	102,632	4,020	-
MILITARY DEPARTMENT							
10010 PERSONAL SERVICES	3,725,495	(251,566)	-	3,473,929	3,246,921	195,928	31,080
10020 OTHER EXPENSES	2,093,713	300,000	-	2,393,713	2,325,259	-	68,454
10050 EQUIPMENT	1,000	-	-	1,000	1,000	-	-
AGENCY TOTAL	5,820,208	48,434	-	5,868,642	5,573,180	195,928	99,534
COMMISSION ON FIRE PREVENTION AND CONTROL							
10010 PERSONAL SERVICES	1,571,223	35,099	-	1,606,322	1,533,537	59,678	13,107
10020 OTHER EXPENSES	593,273	-	-	593,273	562,093	3,606	27,574
10050 EQUIPMENT	100	-	-	100	-	100	-
AGENCY TOTAL	2,164,596	35,099	-	2,199,695	2,095,630	63,384	40,681
DEPARTMENT OF CONSUMER PROTECTION							
10010 PERSONAL SERVICES	8,861,312	297,328	-	9,158,640	8,934,558	150,156	73,926
10020 OTHER EXPENSES	1,266,821	-	-	1,266,821	897,374	319,132	50,315
10050 EQUIPMENT	100	-	-	100	-	100	-
AGENCY TOTAL	10,128,233	297,328	-	10,425,561	9,831,932	469,388	124,241
DEPARTMENT OF LABOR							
10010 PERSONAL SERVICES	7,131,635	234,106	-	7,365,741	7,111,345	144,900	109,496
10020 OTHER EXPENSES	1,137,057	50,000	-	1,187,057	1,136,048	14,779	36,230
10050 EQUIPMENT	2,000	-	-	2,000	-	-	-
12098 WORKFORCE INVESTMENT ACT	27,324,072	-	-	27,324,072	20,306,762	-	7,017,310
12212 JOBS FIRST EMPLOYMENT SERVICES	16,188,098	-	-	16,188,098	15,606,547	581,551	-
12232 OPPORTUNITY INDUSTRIAL CENTERS	400,000	200,000	-	600,000	600,000	-	-
12245 INDIVIDUAL DEVELOPMENT ACCOUNTS	250,000	-	-	250,000	250,000	-	-
AGENCY TOTAL	52,432,862	484,106	-	52,916,968	45,012,702	741,230	7,163,036
OFFICE OF VICTIM ADVOCATE							
10010 PERSONAL SERVICES	190,519	4,258	-	194,777	155,078	36,199	3,500
10020 OTHER EXPENSES	30,388	2,900	-	33,288	32,732	80	476
10050 EQUIPMENT	100	-	-	100	-	100	-
AGENCY TOTAL	221,007	7,158	-	228,165	187,810	36,379	3,976
COMMISSION ON HUMAN RIGHTS AND OPPORTUNITIES							
10010 PERSONAL SERVICES	5,910,089	361,296	-	6,271,385	5,333,896	488,184	449,305
10020 OTHER EXPENSES	565,744	-	-	565,744	537,115	1,089	27,540
10050 EQUIPMENT	950	-	-	950	767	183	-
12027 MARTIN LUTHER KING, JR. COMMISSION	6,650	-	-	6,650	2,209	4,441	-
AGENCY TOTAL	6,483,433	361,296	-	6,844,729	5,873,987	493,897	476,845
PROTECTION AND ADVOCACY FOR PERSONS WITH DISABILITIES							
10010 PERSONAL SERVICES	2,084,291	105,265	-	2,189,556	2,107,707	29,460	52,389
10020 OTHER EXPENSES	405,006	-	-	405,006	372,669	18,537	13,800
10050 EQUIPMENT	950	-	-	950	-	950	-
AGENCY TOTAL	2,490,247	105,265	-	2,595,512	2,481,326	47,997	66,189
OFFICE OF THE CHILD ADVOCATE							
10010 PERSONAL SERVICES	476,728	55,067	-	531,795	519,827	11,968	-
10020 OTHER EXPENSES	63,476	70,000	-	133,476	63,325	151	70,000
10050 EQUIPMENT	100	-	-	100	-	100	-
12028 CHILD FATALITY REVIEW PANEL	72,166	5,700	-	77,866	73,160	4,706	-
AGENCY TOTAL	612,470	130,767	-	743,237	656,312	16,925	70,000
TOTAL REGULATION AND PROTECTION	215,083,181	10,102,666	-	225,185,847	213,896,725	1,426,813	9,862,309
CONSERVATION AND DEVELOPMENT							
DEPARTMENT OF AGRICULTURE							
10010 PERSONAL SERVICES	3,590,967	39,336	-	3,630,303	3,354,858	70,487	204,958
10020 OTHER EXPENSES	732,694	-	-	732,694	695,322	13,553	23,819
10050 EQUIPMENT	23,500	-	-	23,500	23,500	-	-
12029 OYSTER PROGRAM	93,575	-	-	93,575	93,575	-	-
12053 CT SEAFOOD ADVISORY COUNCIL	47,500	-	-	47,500	47,106	394	-

	CONTINUED AND INITIAL		TOTAL	EXPENDITURES	APPROPRIATIONS	
	APPROPRIATIONS	ADJUSTMENTS			APPROPRIATIONS	LAPSED
12070 FOOD COUNCIL	25,000	-	25,000	21,748	3,252	-
12083 VIBRIO BACTERIUM PROGRAM	10,000	-	10,000	-	10,000	-
12111 CONNECTICUT WINE COUNCIL	47,500	-	47,500	47,500	-	-
16002 WIC PROGRAM FOR FRESH PRODUCE FOR SENIORS	88,267	(2,209)	86,058	86,058	-	-
16027 COLLECTION OF AGRICULTURAL STATISTICS	1,200	-	1,200	-	1,200	-
16037 TUBERCULOSIS AND BRUCELLOSIS INDEMNITY	1,000	-	1,000	-	1,000	-
16051 EXHIBITS AND DEMONSTRATIONS	5,600	-	5,600	1,161	4,439	-
16067 CONNECTICUT GROWN PRODUCT PROMOTION	15,000	-	15,000	14,999	1	-
16075 WIC COUPON PROGRAM FOR FRESH PRODUCE	84,090	23,389	107,479	107,478	1	-
AGENCY TOTAL	4,765,893	60,516	4,826,409	4,493,305	104,327	228,777

CONNECTICUT AGRICULTURAL EXPERIMENT STATION

10010 PERSONAL SERVICES	5,234,094	14,599	5,248,693	5,062,057	107,971	78,665
10020 OTHER EXPENSES	488,699	-	488,699	470,067	117	18,515
10050 EQUIPMENT	1,000	-	1,000	1,000	-	-
12056 MOSQUITO CONTROL	209,463	-	209,463	207,393	2,070	-
12288 WILDLIFE DISEASE PREVENTION	74,000	-	74,000	49,277	24,723	-
AGENCY TOTAL	6,007,256	14,599	6,021,855	5,789,794	134,881	97,180

DEPARTMENT OF ENVIRONMENTAL PROTECTION

10010 PERSONAL SERVICES	29,690,894	243,634	29,934,528	29,683,355	3,477	247,696
10020 OTHER EXPENSES	3,141,298	10,000	3,151,298	3,034,319	10,027	106,952
10050 EQUIPMENT	5,100	-	5,100	5,100	-	-
12030 STREAM GAGING	157,600	-	157,600	157,600	-	-
12054 MOSQUITO CONTROL	352,717	-	352,717	375,559	(22,842)	-
12084 STATE SUPERFUND SITE MAINTENANCE	391,000	-	391,000	285,052	105,948	-
12099 CHARTER OAK OPEN SPACE TRUST ACCOUNT	1,743,595	-	1,743,595	701,625	-	1,041,970
12146 LABORATORY FEES	275,875	-	275,875	275,875	-	-
12195 DAM MAINTENANCE	129,314	-	129,314	129,314	-	-
12246 LONG ISLAND SOUND RESEARCH FUND	1,000	-	1,000	1,000	-	-
12258 EMERGENCY RESPONSE COMMISSION	144,439	-	144,439	144,439	-	-
12315 ARTESIAN WELL REPAIRS	10,000	-	10,000	10,000	-	-
16018 SOIL CONSERVATION DISTRICTS	1,040	-	1,040	1,040	-	-
16028 AGREEMENT USGS - GEOLOGICAL INVESTIGATION	47,000	-	47,000	47,000	-	-
16038 AGREEMENT USGS - HYDROLOGICAL STUDY	122,770	-	122,770	122,770	-	-
16046 NEW ENGLAND INTERSTATE WATER POLLUTION COMMISSION	8,400	-	8,400	8,400	-	-
16052 NORTHEAST INTERSTATE FOREST FIRE COMPACT	2,040	-	2,040	2,040	-	-
16059 CONNECTICUT RIVER VALLEY FLOOD CONTROL COMMISSION	40,200	-	40,200	40,200	-	-
16083 THAMES RIVER VALLEY FLOOD CONTROL COMMISSION	50,200	-	50,200	48,281	1,919	-
16088 ENVIRONMENTAL REVIEW TEAMS	1,000	-	1,000	1,000	-	-
16099 AGREEMENT USGS - WATER QUALITY STREAM MONITORING	170,119	-	170,119	170,119	-	-
AGENCY TOTAL	36,485,601	253,634	36,739,235	35,244,088	98,529	1,396,618

COUNCIL ON ENVIRONMENTAL QUALITY

10010 PERSONAL SERVICES	45,000	-	45,000	45,000	-	-
10020 OTHER EXPENSES	5,000	-	5,000	5,000	-	-
AGENCY TOTAL	50,000	-	50,000	50,000	-	-

COMMISSION ON ARTS, TOURISM, CULTURE, HISTORY AND FILM

10010 PERSONAL SERVICES	4,005,697	(530,338)	3,475,359	3,168,454	77,912	228,993
10020 OTHER EXPENSES	1,487,492	1,740,688	3,228,180	2,637,810	-	590,370
10050 EQUIPMENT	96,021	-	96,021	50,000	-	46,021
12296 STATE-WIDE MARKETING	4,000,000	536,474	4,536,474	4,283,004	-	253,470
16005 BASIC CULTURAL RESOURCES GRANT	486,059	-	486,059	36,007	-	450,052
16175 BRIDGEPORT DISCOVERY MUSEUM	250,000	500,000	750,000	750,000	-	-
16180 HISTORICAL RESOURCES INVENTORY	30,000	(30,000)	-	-	-	-
17063 GREATER HARTFORD ARTS COUNCIL	150,000	-	150,000	150,000	-	-
17064 STAMFORD CENTER FOR THE ARTS	1,500,000	-	1,500,000	1,500,000	-	-
17065 STEPPING STONE CHILD MUSEUM	50,000	-	50,000	50,000	-	-
17066 MARITIME CENTER AUTHORITY	675,000	-	675,000	675,000	-	-
17067 BASIC CULTURAL RESOURCES GRANT	2,250,000	-	2,250,000	2,250,000	-	-
17068 TOURISM DISTRICTS	4,957,018	(207,018)	4,750,000	4,750,000	-	-
17069 CONNECTICUT HUMANITIES COUNCIL	1,000,000	-	1,000,000	1,000,000	-	-
17070 AMISTAD COMMITTEE FOR THE FREEDOM TRAIL	50,000	-	50,000	50,000	-	-
17071 AMISTAD VESSEL	100,000	-	100,000	100,000	-	-
17072 NEW HAVEN FESTIVAL OF ARTS AND IDEAS	1,000,000	-	1,000,000	1,000,000	-	-
17073 NEW HAVEN ARTS COUNCIL	150,000	-	150,000	150,000	-	-
17074 PALACE THEATER	900,000	-	900,000	900,000	-	-
17075 BEARDSLEY ZOO	400,000	-	400,000	400,000	-	-
17076 MYSTIC AQUARIUM	1,000,000	-	1,000,000	1,000,000	-	-
17077 QUINEBAUG TOURISM	114,000	-	114,000	114,000	-	-
17078 NORTHWESTERN TOURISM	114,000	-	114,000	114,000	-	-
17079 EASTERN TOURISM	114,000	-	114,000	114,000	-	-
17080 CENTRAL TOURISM	114,000	-	114,000	114,000	-	-
17081 NEW HAVEN COLISEUM	630,000	-	630,000	630,000	-	-
17082 MARK TWAIN AND HARRIET BEECHER STOWE HOMES	125,000	-	125,000	125,000	-	-
35157 TOURISM PROMOTION	536,475	(536,475)	-	-	-	-
AGENCY TOTAL	26,284,762	1,473,331	27,758,093	26,111,275	77,912	1,568,906

DEPARTMENT OF ECONOMIC AND COMMUNITY DEVELOPMENT

10010 PERSONAL SERVICES	6,077,938	266,760	6,344,698	6,154,384	89,609	100,705
10020 OTHER EXPENSES	2,149,027	-	2,149,027	1,826,044	244,668	78,315
10050 EQUIPMENT	1,000	-	1,000	-	1,000	-
12032 ELDERLY RENTAL REGISTRY AND COUNSELORS	617,654	-	617,654	569,333	48,321	-

	CONTINUED		TOTAL	EXPENDITURES	APPROPRIATIONS	
	AND INITIAL	ADJUSTMENTS			LAPSED	CONTINUED
	APPROPRIATIONS		APPROPRIATIONS			
12313 ENTREPRENEURIAL TRAINING	-	200,000	200,000	174,011	-	25,989
12314 SEED FUNDS FOR INNER CITY DEVELOPMENT	-	200,000	200,000	200,000	-	-
16019 ENTREPRENEURIAL CENTERS	142,500	-	142,500	142,500	-	-
16029 SUBSIDIZED ASSISTED LIVING DEMONSTRATION	1,254,300	(400,000)	854,300	854,300	-	-
16068 CONGREGATE FACILITIES OPERATION COSTS	5,258,151	-	5,258,151	5,029,671	228,480	-
16076 HOUSING ASSISTANCE AND COUNSELING PROGRAM	588,903	-	588,903	560,000	28,903	-
16084 ELDERLY CONGREGATE RENT SUBSIDY	1,523,004	-	1,523,004	1,399,791	123,213	-
17008 TAX ABATEMENT	2,131,112	3,409,780	5,540,892	2,131,112	-	3,409,780
17012 PAYMENT IN LIEU OF TAXES	2,755,000	4,408,000	7,163,000	2,755,000	-	4,408,000
AGENCY TOTAL	22,498,589	8,084,540	30,583,129	21,796,146	764,194	8,022,789
TOTAL CONSERVATION AND DEVELOPMENT	96,092,101	9,886,620	105,978,721	93,484,608	1,179,843	11,314,270

HEALTH AND HOSPITALS

DEPARTMENT OF PUBLIC HEALTH

10010 PERSONAL SERVICES	25,984,362	1,129,649	27,114,011	26,342,415	-	771,596
10020 OTHER EXPENSES	5,433,584	-	5,433,584	4,908,663	322,132	202,789
10050 EQUIPMENT	-	-	700	700	-	-
12100 NEEDLE AND SYRINGE EXCHANGE PROGRAM	462,794	76,364	539,158	466,341	72,817	-
12112 COMMUNITY SERVICES SUPPORT FOR AIDS VICTIMS	187,769	8,780	196,549	195,969	580	-
12126 CHILDREN'S HEALTH INITIATIVES	1,109,223	594,526	1,703,749	1,588,753	114,996	-
12227 CHILDHOOD LEAD POISONING PREVENTION	231,470	69,440	300,910	300,908	2	-
12236 AIDS SERVICES	4,010,462	-	4,010,462	3,726,323	284,139	-
12255 BREAST AND CERVICAL CANCER DETECTION & TREATMENT	1,860,470	-	1,860,470	1,768,400	92,061	-
12259 SERVICES FOR CHILDREN AFFECTED BY AIDS	249,186	41,691	290,877	244,272	46,605	-
12264 CHILDREN WITH SPECIAL HEALTH CARE NEEDS	1,293,888	268,287	1,562,175	1,247,302	314,873	-
12268 MEDICAID ADMINISTRATION	3,776,174	-	3,776,174	3,215,891	560,283	-
16060 COMMUNITY HEALTH SERVICES	5,827,146	301,519	6,128,665	6,044,077	84,588	-
16085 EMERGENCY MEDICAL SERVICES TRAINING	82,197	-	82,197	45,189	37,008	-
16089 EMERGENCY MEDICAL SERVICES REGIONAL OFFICES	475,584	-	475,584	475,584	-	-
16103 RAPE CRISIS	402,429	-	402,429	268,288	134,141	-
16112 X-RAY SCREENING AND TUBERCULOSIS CARE	713,842	18,779	732,621	732,621	-	-
16121 GENETIC DISEASES PROGRAMS	491,467	186,179	677,646	532,053	145,593	-
16133 LOAN REPAYMENT PROGRAM	377,583	-	377,583	44,872	-	332,711
16136 IMMUNIZATION SERVICES	7,100,000	-	7,100,000	7,151,198	(51,198)	-
17009 LOCAL AND DISTRICT DEPARTMENTS OF HEALTH	3,952,826	153,483	4,106,309	4,044,630	61,679	-
17013 VENEREAL DISEASE CONTROL	224,145	14,099	238,244	226,746	11,498	-
17019 SCHOOL BASED HEALTH CLINICS	7,138,038	503,382	7,641,420	6,570,718	339,656	731,046
AGENCY TOTAL	71,385,339	3,366,178	74,751,517	70,141,222	2,572,153	2,038,142

OFFICE OF HEALTH CARE ACCESS

10010 PERSONAL SERVICES	1,816,787	105,263	1,922,050	1,894,193	12,700	15,157
10020 OTHER EXPENSES	235,214	-	235,214	180,910	44,773	9,531
AGENCY TOTAL	2,052,001	105,263	2,157,264	2,075,103	57,473	24,688

OFFICE OF THE CHIEF MEDICAL EXAMINER

10010 PERSONAL SERVICES	3,656,888	244,207	3,901,095	3,858,736	11,852	30,507
10020 OTHER EXPENSES	639,161	45,000	684,161	662,858	682	20,621
10050 EQUIPMENT	30,380	-	30,380	30,380	-	-
12033 MEDICOLEGAL INVESTIGATIONS	651,085	(45,000)	606,085	405,754	331	200,000
AGENCY TOTAL	4,977,514	244,207	5,221,721	4,957,728	12,865	251,128

DEPARTMENT OF MENTAL RETARDATION

10010 PERSONAL SERVICES	266,651,226	(1,663,653)	264,987,573	262,326,416	-	2,661,157
10020 OTHER EXPENSES	22,497,674	1,300,000	23,797,674	22,213,098	1,584,576	-
10050 EQUIPMENT	1,000	-	1,000	1,000	-	-
12034 HUMAN RESOURCE DEVELOPMENT	231,358	-	231,358	231,358	-	-
12072 FAMILY SUPPORT GRANTS	3,280,095	-	3,280,095	3,279,145	950	-
12086 PILOT PROGRAM FOR CLIENT SERVICES	2,261,347	27,705	2,289,052	2,289,052	-	-
12101 COOPERATIVE PLACEMENTS PROGRAM	17,473,651	214,081	17,687,732	17,687,732	-	-
12185 CLINICAL SERVICES	4,362,653	-	4,362,653	4,362,653	-	-
12192 EARLY INTERVENTION	22,374,940	(581,845)	21,793,095	21,793,095	-	-
12213 COMMUNITY TEMPORARY SUPPORT SERVICES	67,315	-	67,315	67,315	-	-
12219 COMMUNITY RESPITE CARE PROGRAMS	330,345	-	330,345	330,345	-	-
12235 WORKERS' COMPENSATION CLAIMS	12,435,304	1,200,000	13,635,304	13,643,903	(8,599)	-
12294 NEW PLACEMENTS	6,000,000	-	6,000,000	6,000,000	-	-
16069 RENT SUBSIDY PROGRAM	2,674,126	282,073	2,956,199	2,956,185	14	-
16104 FAMILY REUNION PROGRAM	137,900	-	137,900	137,900	-	-
16108 EMPLOYMENT OPPORTUNITIES AND DAY SERVICES	118,311,560	2,913,450	121,225,010	121,025,010	-	200,000
16113 FAMILY PLACEMENTS	1,853,307	22,706	1,876,013	1,876,013	-	-
16117 EMERGENCY PLACEMENTS	3,662,228	44,869	3,707,097	3,707,097	-	-
16122 COMMUNITY RESIDENTIAL SERVICES	257,248,657	11,289,275	268,537,932	268,536,059	1,873	-
AGENCY TOTAL	741,854,686	15,048,661	756,903,347	752,463,376	1,578,814	2,861,157

DEPARTMENT OF MENTAL HEALTH AND ADDICTION SERVICES

10010 PERSONAL SERVICES	148,841,957	2,727,589	151,569,546	148,490,540	(145,565)	3,224,571
10020 OTHER EXPENSES	25,756,100	2,100,000	27,856,100	26,447,180	1,208,920	200,000
10050 EQUIPMENT	1,000	-	1,000	1,000	-	-
12035 HOUSING SUPPORTS AND SERVICES	6,062,086	66,577	6,128,663	6,038,663	-	90,000
12120 CLINICAL WORK STATIONS	1,249,203	-	1,249,203	1,88,720	-	1,060,483
12157 MANAGED SERVICE SYSTEM	26,769,569	289,846	27,059,415	27,040,509	18,906	-
12196 LEGAL SERVICES	397,000	4,864	401,864	397,200	4,664	-
12199 CONNECTICUT MENTAL HEALTH CENTER	7,311,103	-	7,311,103	7,311,103	-	-
12201 CAPITOL REGION MENTAL HEALTH CENTER	340,408	-	340,408	340,408	-	-
12207 PROFESSIONAL SERVICES	7,703,285	2,300,000	10,003,285	10,003,088	197	-

	CONTINUED AND INITIAL APPROPRIATIONS		TOTAL APPROPRIATIONS		APPROPRIATIONS	
	ADJUSTMENTS	EXPENDITURES	LAPSED	CONTINUED		
12220 GENERAL ASSISTANCE MANAGED CARE	70,772,681	(1,250,000)	69,522,681	66,572,321	2,950,360	-
12235 WORKERS' COMPENSATION CLAIMS	7,697,839	1,000,000	8,697,839	8,684,805	13,034	-
12247 NURSING HOME SCREENING	489,474	50,000	539,474	536,926	2,548	-
12250 SPECIAL POPULATIONS	25,023,280	296,689	25,319,969	25,015,822	4,147	300,000
12256 TBI COMMUNITY SERVICES	5,154,972	58,906	5,213,878	5,067,557	146,321	-
12289 BEHAVIORAL HEALTH MEDICATIONS	6,304,228	1,600,000	7,904,228	7,900,479	3,749	-
12278 JAIL DIVERSION	3,489,873	41,772	3,531,645	3,403,536	128,109	-
12297 COMMUNITY MENTAL HEALTH STRATEGY BOARD	2,500,000	-	2,500,000	2,499,944	56	-
12298 MEDICAID ADULT REHABILITATION OPTION	2,555,000	(1,355,000)	1,200,000	1,200,000	-	-
16003 GRANTS FOR SUBSTANCE ABUSE SERVICES	20,491,043	2,356,648	22,847,691	21,461,754	-	1,385,937
16039 GOVERNOR'S PARTNERSHIP TO PROTECT CT'S WORKFORCE	224,200	-	224,200	224,200	-	-
16053 GRANTS FOR MENTAL HEALTH SERVICES	72,804,948	2,316,602	75,121,550	74,712,390	140,691	268,469
16070 EMPLOYMENT OPPORTUNITIES	9,640,135	118,108	9,758,243	9,752,434	5,809	-
AGENCY TOTAL	451,579,384	12,722,601	464,301,985	453,290,579	4,481,946	6,529,460

PSYCHIATRIC SECURITY REVIEW BOARD

10010 PERSONAL SERVICES	286,093	-	286,093	264,461	21,632	-
10020 OTHER EXPENSES	50,522	-	50,522	42,346	8,176	-
AGENCY TOTAL	336,615	-	336,615	306,807	29,808	-
TOTAL HEALTH AND HOSPITALS	1,272,185,539	31,486,910	1,303,672,449	1,283,234,815	8,733,059	11,704,575

TRANSPORTATION

DEPARTMENT OF TRANSPORTATION

12036 TRANSPORTATION STRATEGY BOARD	1,681,444	4,600,000	6,281,444	1,202,780	478,664	4,600,000
17036 TOWN AID ROAD GRANTS	-	16,000,000	16,000,000	-	-	16,000,000
AGENCY TOTAL	1,681,444	20,600,000	22,281,444	1,202,780	478,664	20,600,000
TOTAL TRANSPORTATION	1,681,444	20,600,000	22,281,444	1,202,780	478,664	20,600,000

HUMAN SERVICES

DEPARTMENT OF SOCIAL SERVICES

10010 PERSONAL SERVICES	89,884,021	7,809,281	97,693,302	93,989,732	2,953,713	749,857
10020 OTHER EXPENSES	88,688,773	-	88,688,773	85,258,853	128,567	3,301,353
10050 EQUIPMENT	1,000	-	1,000	-	1,000	-
12121 CHILDREN'S HEALTH COUNCIL	25,000	-	25,000	25,000	-	-
12127 HUSKY OUTREACH	684,000	-	684,000	684,000	-	-
12181 WORK PERFORMANCE BONUS	13,291,389	-	13,291,389	5,534,970	-	7,756,419
12197 GENETIC TESTS IN PATERNITY ACTIONS	184,514	-	184,514	161,530	22,984	-
12202 STATE FOOD STAMP SUPPLEMENT	254,277	-	254,277	185,370	68,907	-
12224 DAY CARE PROJECTS	676,264	-	676,264	676,264	-	-
12228 COMMISSION ON AGING	111,422	-	111,422	104,113	7,309	-
12239 HUSKY PROGRAM	27,010,739	4,400,000	31,410,739	27,240,487	2,020,252	2,150,000
12299 HUSKY PLUS	550,000	-	550,000	550,000	-	-
16004 VOCATIONAL REHABILITATION	6,962,451	-	6,962,451	6,425,303	-	537,148
16020 MEDICAID	2,972,464,840	57,825,000	3,030,289,840	2,922,402,715	45,837,125	62,050,000
16030 LIFESTAR HELICOPTER	1,308,625	-	1,308,625	1,308,625	-	-
16061 OLD AGE ASSISTANCE	29,884,690	-	29,884,690	29,300,384	584,306	-
16071 AID TO THE BLIND	633,508	-	633,508	605,852	27,656	-
16077 AID TO THE DISABLED	53,480,126	1,500,000	54,980,126	54,376,731	603,395	-
16090 TEMPORARY ASSISTANCE TO FAMILIES-TANF	135,301,655	(2,500,000)	132,801,655	127,855,121	4,946,534	-
16094 ADJUSTMENT OF RECOVERIES	73,875	-	73,875	-	73,875	-
16096 EMERGENCY ASSISTANCE	500	-	500	-	500	-
16098 FOOD STAMP TRAINING EXPENSES	122,397	-	122,397	-	122,397	-
16100 CT PHARMACEUTICAL ASSISTANCE TO THE ELDERLY	67,550,246	-	67,550,246	60,517,110	7,033,136	-
16105 HEALTHY START	1,197,872	-	1,197,872	1,197,872	-	-
16109 DMHAS MEDICAID DISPROPORTIONATE SHARE	105,935,000	-	105,935,000	105,935,000	-	-
16114 CONNECTICUT HOME CARE PROGRAM	36,660,000	1,000,000	37,660,000	36,152,041	1,507,959	-
16118 HUMAN RESOURCE DEVELOPMENT - HISPANIC PROGRAMS	387,629	-	387,629	387,629	-	-
16123 SERVICES TO THE ELDERLY	4,488,377	200,000	4,688,377	4,620,358	68,019	-
16128 SAFETY NET SERVICES	1,750,000	-	1,750,000	1,211,076	23,324	515,600
16129 TRANSPORTATION-EMPLOYMENT INDEPENDENCE PROGRAM	2,613,932	-	2,613,932	2,613,932	-	-
16137 TRANSITIONARY RENTAL ASSISTANCE	1,148,963	-	1,148,963	1,062,642	86,321	-
16139 REFUNDS OF COLLECTIONS	187,150	75,000	262,150	220,903	41,247	-
16146 SERVICES FOR PERSONS WITH DISABILITIES	771,646	-	771,646	758,489	13,157	-
16147 CHILD CARE SERVICES - TANF/CCDBG	68,809,208	(225,671)	68,583,537	59,588,417	8,995,120	-
16148 NUTRITION ASSISTANCE	326,951	-	326,951	326,951	-	-
16149 HOUSING/HOMELESS SERVICES	21,891,225	225,671	22,116,896	22,034,575	82,321	-
16150 EMPLOYMENT OPPORTUNITIES	1,192,235	-	1,192,235	1,023,338	168,897	-
16151 HUMAN RESOURCE DEVELOPMENT	112,250	-	112,250	112,250	-	-
16152 CHILD DAY CARE	3,245,561	-	3,245,561	3,245,561	-	-
16153 INDEPENDENT LIVING CENTERS	583,604	-	583,604	583,602	2	-
16154 AIDS DRUG ASSISTANCE	606,678	-	606,678	606,678	-	-
16155 DISPROPORTIONATE SHARE/MEDICAL EMERGENCY ASSIST.	63,725,000	-	63,725,000	63,725,000	-	-
16156 DSH - URBAN HOSPITALS IN DISTRESSED MUNICIPALITIES	31,550,000	-	31,550,000	31,550,000	-	-
16157 STATE ADMINISTERED GENERAL ASSISTANCE	128,379,250	6,000,000	134,379,250	131,953,387	2,425,863	-
16158 SCHOOL READINESS	3,198,048	-	3,198,048	3,198,048	-	-
16159 CONNECTICUT CHILDREN'S MEDICAL CENTER	6,750,000	-	6,750,000	6,750,000	-	-
16160 COMMUNITY SERVICES	1,325,229	-	1,325,229	1,255,229	70,000	-
16171 ALZHEIMER RESPITE CARE	1,120,200	-	1,120,200	1,120,200	-	-
16172 FAMILY GRANTS	484,826	-	484,826	484,826	-	-
16174 INFRASTRUCTURE COMMUNITY ACTION PROGRAM	2,641,956	-	2,641,956	2,641,956	-	-
16177 TEEN PREGNANCY PREVENTION	1,364,281	-	1,364,281	1,358,513	5,768	-
17022 CHILD DAY CARE	3,448,239	-	3,448,239	3,448,239	-	-
17025 HUMAN RESOURCE DEVELOPMENT	31,454	-	31,454	31,454	-	-

	CONTINUED		TOTAL	EXPENDITURES	APPROPRIATIONS	
	AND INITIAL	APPROPRIATION			LAPSED	CONTINUED
	APPROPRIATIONS	ADJUSTMENTS	APPROPRIATIONS			
17029 HUMAN RESOURCE DEVELOPMENT - HISPANIC PROGRAMS	4,920	-	4,920	4,920	-	-
17032 TEEN PREGNANCY PREVENTION	799,018	-	799,018	798,705	313	-
17037 SERVICES TO THE ELDERLY	46,774	-	46,774	46,774	-	-
17038 HOUSING/HOMELESS SERVICES	660,266	-	660,266	660,265	1	-
17083 COMMUNITY SERVICES	119,195	-	119,195	119,195	-	-
AGENCY TOTAL	<u>3,986,701,249</u>	<u>76,309,281</u>	<u>4,063,010,530</u>	<u>3,908,030,185</u>	<u>77,919,968</u>	<u>77,060,377</u>
TOTAL HUMAN SERVICES	<u>3,986,701,249</u>	<u>76,309,281</u>	<u>4,063,010,530</u>	<u>3,908,030,185</u>	<u>77,919,968</u>	<u>77,060,377</u>

EDUCATION, MUSEUMS, LIBRARIES

DEPARTMENT OF EDUCATION

10010 PERSONAL SERVICES	117,681,394	3,938,465	121,619,859	117,300,715	1,137,389	3,181,755
10020 OTHER EXPENSES	13,600,452	1,305,000	14,905,452	13,661,039	-	1,244,413
10050 EQUIPMENT	57,475	95,000	152,475	152,211	264	-
12074 INSTITUTES FOR EDUCATORS	135,914	-	135,914	135,791	123	-
12088 BASIC SKILLS EXAM TEACHERS IN TRAINING	1,205,210	-	1,205,210	1,199,313	5,897	-
12103 TEACHERS' STANDARDS IMPLEMENTATION PROGRAM	3,026,824	-	3,026,824	3,026,429	395	-
12113 EARLY CHILDHOOD PROGRAM	4,248,548	200,000	4,448,548	4,328,903	-	119,645
12134 ADMIN - EARLY READING SUCCESS	-	203,646	203,646	203,646	-	-
12138 ADMIN - MAGNET SCHOOLS	-	299,392	299,392	278,665	20,727	-
12165 ADULT EDUCATION ADMINISTRATION	-	845,500	845,500	845,500	-	-
12171 DEVELOPMENT OF MASTERY EXAMS - GRADES 4, 6 AND 8	9,845,629	-	9,845,629	5,280,363	-	4,565,266
12177 ADMIN - INTERDISTRICT COOPERATIVE PROGRAM	-	141,964	141,964	141,727	237	-
12198 PRIMARY MENTAL HEALTH	499,610	-	499,610	499,600	10	-
12203 ADMIN - YOUTH SERVICE BUREAUS	-	58,000	58,000	56,618	1,382	-
12216 ADULT EDUCATION ACTION	266,689	-	266,689	266,689	-	-
12237 VOCATIONAL TECHNICAL SCHOOL TEXTBOOKS	750,000	-	750,000	749,554	446	-
12240 REPAIR OF INSTRUCTIONAL EQUIPMENT	387,995	(150,000)	237,995	232,298	5,697	-
12248 MINOR REPAIRS TO PLANT	390,213	-	390,213	389,260	953	-
12253 CONNECTICUT PRE-ENGINEERING PROGRAM	336,870	-	336,870	336,870	-	-
12261 CONNECTICUT WRITING PROJECT	60,000	-	60,000	60,000	-	-
12265 JOBS FOR CONNECTICUT GRADUATES	200,000	-	200,000	200,000	-	-
12290 RESOURCE EQUITY ASSESSMENT	447,000	-	447,000	431,568	15,432	-
12300 READERS AS LEADERS	65,000	-	65,000	65,000	-	-
12337 PARISH HILL ACCREDITATION	-	100,000	100,000	-	-	100,000
12338 BRIDGEPORT PUBLIC SCHOOL AUDIT	-	250,000	250,000	-	-	250,000
16021 AMERICAN SCHOOL FOR THE DEAF	7,609,202	-	7,609,202	7,609,202	-	-
16031 RESC LEASES	800,000	-	800,000	800,000	-	-
16062 REGIONAL EDUCATION SERVICES	1,700,000	-	1,700,000	1,700,000	-	-
16072 OMNIBUS EDUCATION GRANTS STATE SUPPORTED SCHOOLS	3,154,000	(5,500)	3,148,500	2,887,535	60,965	200,000
16101 HEAD START SERVICES	2,748,150	-	2,748,150	2,748,150	-	-
16106 HEAD START ENHANCEMENT	1,773,000	-	1,773,000	1,773,000	-	-
16110 FAMILY RESOURCE CENTERS	6,359,461	-	6,359,461	6,359,211	250	-
16119 CHARTER SCHOOLS	21,732,000	(98,000)	21,634,000	19,732,160	1,840	1,900,000
17014 SCHOOL CONSTRUCTION GRANTS	2,038,494	-	2,038,494	805,075	33,419	1,200,000
17017 VOCATIONAL AGRICULTURE	2,288,578	-	2,288,578	2,288,578	-	-
17027 TRANSPORTATION OF SCHOOL CHILDREN	43,139,500	-	43,139,500	42,696,466	443,034	-
17030 ADULT EDUCATION	16,910,000	(842,000)	16,068,000	16,067,912	88	-
17034 HEALTH AND WELFARE SERVICES PUPILS PRIVATE SCHOOLS	3,800,000	-	3,800,000	3,800,000	-	-
17041 EDUCATION EQUALIZATION GRANTS	1,562,870,000	57,448,548	1,620,318,548	1,563,013,950	6,050	57,298,548
17042 BILINGUAL EDUCATION	2,129,033	-	2,129,033	2,126,832	2,201	-
17043 PRIORITY SCHOOL DISTRICTS	101,633,283	13,451,452	115,084,735	99,422,732	710,551	14,951,452
17044 YOUNG PARENTS PROGRAM	221,513	-	221,513	221,513	-	-
17045 INTERDISTRICT COOPERATION	14,196,369	(77,964)	14,118,405	14,118,405	-	-
17046 SCHOOL BREAKFAST PROGRAM	1,481,815	1,000	1,482,815	1,482,620	195	-
17047 EXCESS COST - STUDENT BASED	67,103,841	8,751,000	75,854,841	67,104,505	336	8,750,000
17049 NON-PUBLIC SCHOOL TRANSPORTATION	3,250,300	-	3,250,300	3,250,300	-	-
17050 SCHOOL TO WORK OPPORTUNITIES	213,750	-	213,750	213,750	-	-
17052 YOUTH SERVICE BUREAUS	2,900,000	(58,000)	2,842,000	2,823,105	18,895	-
17053 OPEN CHOICE PROGRAM	10,640,000	(214,000)	10,426,000	9,425,067	933	1,000,000
17056 EARLY READING SUCCESS	2,191,647	(203,646)	1,988,001	1,988,001	-	-
17057 MAGNET SCHOOLS	67,889,217	1,043,608	68,932,825	66,913,095	19,730	2,000,000
17084 AFTER SCHOOL PROGRAM	100,000	-	100,000	100,000	-	-
AGENCY TOTAL	<u>2,104,077,976</u>	<u>86,483,465</u>	<u>2,190,561,441</u>	<u>2,091,312,923</u>	<u>2,487,439</u>	<u>96,761,079</u>

BOARD OF EDUCATION AND SERVICES FOR THE BLIND

10010 PERSONAL SERVICES	4,337,649	30,980	4,368,629	3,917,453	217,491	233,685
10020 OTHER EXPENSES	1,234,603	-	1,234,603	962,313	229,183	43,107
10050 EQUIPMENT	1,000	-	1,000	1,000	-	-
12060 EDUC. AID - BLIND & VISUALLY HANDICAPPED CHILDREN	7,103,099	-	7,103,099	6,763,358	339,741	-
12301 ENHANCED EMPLOYMENT OPPORTUNITIES	673,000	-	673,000	386,046	286,954	-
16040 SUPPLEMENTARY RELIEF AND SERVICES	115,425	-	115,425	105,144	10,281	-
16054 VOCATIONAL REHABILITATION	989,454	-	989,454	824,113	165,341	-
16078 SPECIAL TRAINING FOR THE DEAF BLIND	331,761	-	331,761	248,353	83,408	-
16086 CONNECTICUT RADIO INFORMATION SERVICE	92,253	-	92,253	92,253	-	-
AGENCY TOTAL	<u>14,878,244</u>	<u>30,980</u>	<u>14,909,224</u>	<u>13,300,033</u>	<u>1,332,399</u>	<u>276,792</u>

COMMISSION ON THE DEAF AND HEARING IMPAIRED

10010 PERSONAL SERVICES	753,663	20,515	774,178	593,427	24,464	156,287
10020 OTHER EXPENSES	171,108	-	171,108	162,807	3,195	5,106
10050 EQUIPMENT	1,000	-	1,000	749	251	-
12037 PART-TIME INTERPRETERS	195,762	-	195,762	137,662	-	58,100
AGENCY TOTAL	<u>1,121,533</u>	<u>20,515</u>	<u>1,142,048</u>	<u>894,645</u>	<u>27,910</u>	<u>219,493</u>

SCHEDULE B-3

	CONTINUED AND INITIAL APPROPRIATIONS		APPROPRIATION ADJUSTMENTS	TOTAL APPROPRIATIONS	EXPENDITURES	APPROPRIATIONS LAPSED	CONTINUED
STATE LIBRARY							
10010 PERSONAL SERVICES	4,782,282		301,601	5,083,883	5,010,935	33,052	39,896
10020 OTHER EXPENSES	745,075	-	-	745,075	714,045	2	31,028
10050 EQUIPMENT	1,000	-	-	1,000	1,000	-	-
12061 STATEWIDE DIGITAL LIBRARY	1,894,322	-	-	1,894,322	1,894,322	-	-
12104 INTERLIBRARY LOAN DELIVERY SERVICE	251,722	-	-	251,722	251,722	-	-
12172 LEGAL/LEGISLATIVE LIBRARY MATERIALS	250,000	-	-	250,000	250,000	-	-
12178 STATEWIDE DATA BASE PROGRAM	710,206	-	-	710,206	710,206	-	-
16022 SUPPORT COOPERATING LIBRARY SERVICE UNITS	300,000	-	-	300,000	300,000	-	-
17003 GRANTS TO PUBLIC LIBRARIES	347,109	-	-	347,109	347,109	-	-
17010 CONNECTICARD PAYMENTS	676,028	-	-	676,028	676,028	-	-
AGENCY TOTAL	9,957,744		301,601	10,259,345	10,155,367	33,054	70,924
DEPARTMENT OF HIGHER EDUCATION							
10010 PERSONAL SERVICES	2,083,258		346,384	2,429,642	2,393,637	-	36,005
10020 OTHER EXPENSES	181,010		(5,000)	176,010	162,179	-	13,831
10050 EQUIPMENT	1,000	-	-	1,000	1,000	-	-
12188 MINORITY ADVANCEMENT PROGRAM	2,831,673	-	-	2,831,673	2,424,820	-	406,853
12194 ALTERNATE ROUTE TO CERTIFICATION	77,033	-	-	77,033	77,033	-	-
12200 NATIONAL SERVICE ACT	345,647	-	-	345,647	298,347	47,300	-
12208 INTERNATIONAL INITIATIVES	70,000	-	-	70,000	69,999	1	-
12214 MINORITY TEACHER INCENTIVE PROGRAM	481,374	-	-	481,374	444,285	5,715	31,374
12217 HIGHER EDUCATION STATE MATCHING GRANT	25,300,000	4,000,000	-	29,300,000	25,300,000	-	4,000,000
12233 EDUCATION AND HEALTH INITIATIVES	750,000	50,000	-	800,000	350,000	450,000	-
12339 WCSU GREEK CHAIR	-	500,000	-	500,000	-	-	500,000
16048 LOAN REIMBURSEMENT/SCHOLARSHIP PILOT	149,622	(120,000)	-	29,622	29,368	254	-
16055 CAPITOL SCHOLARSHIP PROGRAM	5,120,907	40,000	-	5,160,907	5,160,907	-	-
16063 AWARDS TO CHILDREN OF DECEASED/DISABLED VETERANS	4,000	-	-	4,000	1,200	2,800	-
16079 CONNECTICUT INDEPENDENT COLLEGE STUDENT GRANT	15,519,517	-	-	15,519,517	15,519,517	-	-
16126 CONNECTICUT AID FOR PUBLIC COLLEGE STUDENTS	16,520,920	-	-	16,520,920	16,520,920	-	-
16130 NEW ENGLAND BOARD OF HIGHER EDUCATION	-	300,000	-	300,000	300,000	-	-
16134 CONNECTICUT AID TO CHARTER OAK	47,500	-	-	47,500	35,320	-	12,180
AGENCY TOTAL	69,483,461		5,111,384	74,594,845	69,088,532	506,070	5,000,243
CHARTER OAK STATE COLLEGE							
12139 OPERATING EXPENSES	1,559,124	-	-	1,559,124	1,559,124	-	-
12149 DISTANCE LEARNING CONSORTIUM	560,272	-	-	560,272	560,272	-	-
AGENCY TOTAL	2,119,396	-	-	2,119,396	2,119,396	-	-
UNIVERSITY OF CONNECTICUT							
12139 OPERATING EXPENSES	184,697,317		553,662	185,250,979	185,250,979	-	-
12166 TUITION FREEZE	4,741,885	-	-	4,741,885	4,741,885	-	-
12173 REGIONAL CAMPUS ENHANCEMENT	6,995,798	-	-	6,995,798	6,995,798	-	-
12291 VETERINARY DIAGNOSTIC LABORATORY	50,000	-	-	50,000	50,000	-	-
AGENCY TOTAL	196,485,000		553,662	197,038,662	197,038,662	-	-
UNIVERSITY OF CONNECTICUT HEALTH CENTER							
12139 OPERATING EXPENSES	72,704,239		128,826	72,833,065	72,832,675	390	-
12159 AHEC FOR BRIDGEPORT	405,707	-	-	405,707	405,707	-	-
AGENCY TOTAL	73,109,946		128,826	73,238,772	73,238,382	390	-
TEACHERS' RETIREMENT BOARD							
10010 PERSONAL SERVICES	1,140,708		304,008	1,444,716	1,278,259	156,940	9,517
10020 OTHER EXPENSES	683,652		130,000	813,652	495,847	163,399	154,406
10050 EQUIPMENT	1,000	-	-	1,000	1,000	-	-
16006 RETIREMENT CONTRIBUTIONS	185,348,143	100,000,000	-	285,348,143	185,348,143	-	100,000,000
16023 RETIREES HEALTH SERVICE COST	8,337,609	-	-	8,337,609	7,133,570	1,179,039	25,000
16032 MUNICIPAL RETIREE HEALTH INSURANCE COSTS	5,775,000	-	-	5,775,000	5,736,243	38,757	-
AGENCY TOTAL	201,286,112		100,434,008	301,720,120	199,993,062	1,538,135	100,188,923
REGIONAL COMMUNITY-TECHNICAL COLLEGES							
12139 OPERATING EXPENSES	123,557,075		1,202,929	124,760,004	124,760,004	-	-
12166 TUITION FREEZE	2,160,925	-	-	2,160,925	2,160,925	-	-
AGENCY TOTAL	125,718,000		1,202,929	126,920,929	126,920,929	-	-
CONNECTICUT STATE UNIVERSITY							
12139 OPERATING EXPENSES	130,297,163		733,959	131,031,122	131,031,122	-	-
12166 TUITION FREEZE	6,561,971	-	-	6,561,971	6,561,971	-	-
12174 WATERBURY-BASED DEGREE PROGRAM	887,866	-	-	887,866	887,866	-	-
AGENCY TOTAL	137,747,000		733,959	138,480,959	138,480,959	-	-
TOTAL EDUCATION, MUSEUMS, LIBRARIES	2,935,984,412		195,001,329	3,130,985,741	2,922,542,890	5,925,397	202,517,454
CORRECTIONS							
DEPARTMENT OF CORRECTION							
10010 PERSONAL SERVICES	343,018,236		30,737,235	373,755,471	371,656,979	-	2,098,492
10020 OTHER EXPENSES	64,526,418		2,250,000	66,776,418	63,965,987	-	2,810,431
10050 EQUIPMENT	180,164	-	-	180,164	180,049	115	-
12040 OUT OF STATE BEDS	3,125,000	-	-	3,125,000	3,125,000	-	-
12062 INMATE TRACKING SYSTEM	792,805	-	-	792,805	614,316	-	178,489
12209 STRESS MANAGEMENT	89,570	100,000	-	189,570	138,750	-	50,820
12235 WORKERS' COMPENSATION CLAIMS	25,125,355	(200,000)	-	24,925,355	22,492,222	-	2,433,133
12242 INMATE MEDICAL SERVICES	81,563,821	2,300,000	-	83,863,821	81,563,821	-	2,300,000
12302 PAROLE STAFFING & OPERATIONS	6,893,982	-	-	6,893,982	4,569,862	2,324,120	-

	CONTINUED AND INITIAL APPROPRIATIONS	APPROPRIATION ADJUSTMENTS	TOTAL APPROPRIATIONS	EXPENDITURES	APPROPRIATIONS LAPSED	CONTINUED
12303 PAROLE SUPPORT SERVICES	3,537,956	43,346	3,581,302	3,581,302	-	-
16007 AID TO PAROLED AND DISCHARGED INMATES	8,750	-	8,750	6,000	2,750	-
16042 LEGAL SERVICES TO PRISONERS	768,595	-	768,595	749,267	19,328	-
16073 VOLUNTEER SERVICES	170,758	-	170,758	131,100	39,658	-
16173 COMMUNITY SUPPORT SERVICES	22,358,705	209,692	22,568,397	21,067,051	1,346	1,500,000
AGENCY TOTAL	552,160,115	35,440,273	587,600,388	573,841,706	2,387,317	11,371,365

DEPARTMENT OF CHILDREN AND FAMILIES

10010 PERSONAL SERVICES	220,514,985	14,306,928	234,821,913	230,894,914	1,926,999	2,000,000
10020 OTHER EXPENSES	40,825,166	1,000,000	41,825,166	38,899,998	1,925,168	1,000,000
10050 EQUIPMENT	1,000	-	1,000	1,000	-	-
12041 SHORT-TERM RESIDENTIAL TREATMENT	656,801	8,047	664,848	664,634	214	-
12234 SUBSTANCE ABUSE SCREENING	1,679,398	20,575	1,699,973	1,699,973	-	-
12235 WORKERS' COMPENSATION CLAIMS	8,650,280	-	8,650,280	8,725,575	(75,295)	-
12243 LOCAL SYSTEMS OF CARE	1,869,671	8,094	1,877,765	1,854,647	23,118	-
12304 FAMILY SUPPORT SERVICES	10,292,219	(1,111,418)	9,180,801	9,180,801	-	-
12305 EMERGENCY NEEDS	950,000	2,300,000	3,250,000	1,044,900	-	2,205,100
16008 HEALTH ASSESSMENT AND CONSULTATION	263,384	3,226	266,610	266,610	-	-
16024 GRANTS FOR PSYCHIATRIC CLINICS FOR CHILDREN	12,679,379	155,343	12,834,722	12,834,722	-	-
16033 DAY TREATMENT CENTERS FOR CHILDREN	5,339,696	65,421	5,405,117	5,405,117	-	-
16043 JUVENILE JUSTICE OUTREACH SERVICES	3,307,907	620,527	3,928,434	3,348,434	-	580,000
16064 CHILD ABUSE AND NEGLECT INTERVENTION	5,319,449	65,172	5,384,621	5,382,252	2,369	-
16087 COMMUNITY EMERGENCY SERVICES	176,421	2,161	178,582	178,582	-	-
16092 COMMUNITY BASED PREVENTION PROGRAMS	2,893,529	33,707	2,927,236	2,925,072	2,164	-
16097 FAMILY VIOLENCE OUTREACH AND COUNSELING	498,335	6,106	504,441	504,363	78	-
16102 SUPPORT FOR RECOVERING FAMILIES	4,418,144	31,268	4,449,412	4,449,412	-	-
16107 NO NEXUS SPECIAL EDUCATION	7,457,870	1,591,371	9,049,241	8,391,450	-	657,791
16111 FAMILY PRESERVATION SERVICES	4,933,133	9,554	4,942,687	4,942,687	-	-
16116 SUBSTANCE ABUSE TREATMENT	3,825,136	43,802	3,868,938	3,864,674	4,264	-
16120 CHILD WELFARE SUPPORT SERVICES	375,312	4,598	379,910	379,910	-	-
16132 BOARD AND CARE FOR CHILDREN - ADOPTION	51,456,337	174,108	51,630,445	51,562,458	67,987	-
16135 BOARD AND CARE FOR CHILDREN - FOSTER	88,084,360	(970,375)	87,113,985	87,111,262	2,723	-
16138 BOARD AND CARE FOR CHILDREN - RESIDENTIAL	149,549,519	5,655,096	155,204,615	150,960,454	244,161	4,000,000
16140 INDIVIDUALIZED FAMILY SUPPORTS	7,110,237	4,168,431	11,278,668	10,333,668	-	945,000
16141 COMMUNITY KIDCARE	13,362,886	163,718	13,526,604	13,526,604	-	-
16144 COVENANT TO CARE	150,000	1,838	151,838	151,800	38	-
16145 NEIGHBORHOOD CENTER	100,000	1,225	101,225	101,200	25	-
AGENCY TOTAL	646,740,554	28,358,523	675,099,077	659,587,173	4,124,013	11,387,891

COUNCIL TO ADMINISTER THE CHILDREN'S TRUST FUND

10010 PERSONAL SERVICES	590,596	3,500	594,096	594,096	-	-
10020 OTHER EXPENSES	35,000	-	35,000	34,977	23	-
12042 CHILDREN'S TRUST FUND	5,518,327	60,564	5,578,891	5,506,328	72,563	-
AGENCY TOTAL	6,143,923	64,064	6,207,987	6,135,401	72,586	-
TOTAL CORRECTIONS	1,205,044,592	63,862,860	1,268,907,452	1,239,564,280	6,583,916	22,759,256

JUDICIAL

JUDICIAL DEPARTMENT

10010 PERSONAL SERVICES	236,389,155	9,267,808	245,656,963	243,377,092	824,481	1,455,390
10020 OTHER EXPENSES	66,760,805	(929,744)	65,831,061	63,491,447	377,324	1,962,290
10050 EQUIPMENT	2,140,000	-	2,140,000	2,140,000	-	-
12043 ALTERNATIVE INCARCERATION PROGRAM	38,755,910	3,988	38,759,898	38,249,617	10,281	500,000
12064 JUSTICE EDUCATION CENTER, INC.	198,666	2,434	201,100	201,100	-	-
12105 JUVENILE ALTERNATIVE INCARCERATION	20,064,187	245,332	20,309,519	19,275,361	-	1,034,158
12128 JUVENILE JUSTICE CENTERS	2,943,573	31,800	2,975,373	2,975,373	-	-
12140 TRUANCY SERVICES	329,097	4,032	333,129	333,034	95	-
AGENCY TOTAL	367,581,393	8,625,650	376,207,043	370,043,024	1,212,181	4,951,838

PUBLIC DEFENDER SERVICES COMMISSION

10010 PERSONAL SERVICES	25,931,122	1,569,459	27,500,581	27,200,441	-	300,140
10020 OTHER EXPENSES	1,278,537	49,975	1,328,512	1,273,905	1,755	52,852
10050 EQUIPMENT	1,000	-	1,000	1,000	-	-
12065 SPECIAL PUBLIC DEFENDERS - CONTRACTUAL	2,231,622	-	2,231,622	2,229,222	2,400	-
12076 SPECIAL PUBLIC DEFENDERS - NON-CONTRACTUAL	3,375,703	885,000	4,260,703	3,868,393	-	392,310
12090 EXPERT WITNESSES	1,025,896	200,000	1,225,896	1,124,195	1,701	100,000
12106 TRAINING AND EDUCATION	80,283	-	80,283	77,823	2,460	-
AGENCY TOTAL	33,924,163	2,704,434	36,628,597	35,774,979	8,316	845,302
TOTAL JUDICIAL	401,505,556	11,330,084	412,835,640	405,818,003	1,220,497	5,797,140

NON-FUNCTIONAL

12014 GOVERNOR'S CONTINGENCY	16,245	-	16,245	-	16,245	-
12285 DEBT SERVICE	1,227,991,614	136,700,000	1,364,691,614	1,177,307,891	49,683,723	137,700,000
12286 UCONN 2000 DEBT SERVICE	80,662,171	-	80,662,171	79,550,847	1,111,324	-
12287 CHEFA DAY CARE SECURITY	2,500,000	1,000,000	3,500,000	2,279,317	1,220,683	-
12015 RESERVE FOR SALARY ADJUSTMENTS	61,999,619	8,990,464	70,990,083	-	-	70,990,083
12235 WORKERS' COMPENSATION CLAIMS	19,566,143	(45,000)	19,521,143	17,973,457	347,686	1,200,000

JUDICIAL REVIEW COUNCIL

10010 PERSONAL SERVICES	127,300	3,582	130,882	121,575	9,307	-
10020 OTHER EXPENSES	29,933	-	29,933	12,724	17,209	-
12002 REFUNDS OF ESCHEATED PROPERTY	-	20,476,540	20,476,540	20,476,540	-	-
12003 ADJUDICATED CLAIMS	-	7,057,336	7,057,336	7,057,336	-	-

FIRE TRAINING SCHOOLS

16009 WILLIMANTIC	80,425	-	80,425	80,425	-	-
-------------------	--------	---	--------	--------	---	---

	CONTINUED AND INITIAL		TOTAL	EXPENDITURES	APPROPRIATIONS	
	APPROPRIATIONS	ADJUSTMENTS			APPROPRIATIONS	LAPSED
16025 TORRINGTON	55,050	-	55,050	55,050	-	-
16034 NEW HAVEN	36,850	-	36,850	36,850	-	-
16044 DERBY	36,850	-	36,850	36,850	-	-
16056 WOLCOTT	48,300	-	48,300	48,300	-	-
16065 FAIRFIELD	36,850	-	36,850	36,850	-	-
16074 HARTFORD	65,230	-	65,230	65,230	-	-
16080 MIDDLETOWN	28,610	-	28,610	28,610	-	-
16179 STAMFORD	55,000	-	55,000	55,000	-	-
16010 MAINTENANCE OF COUNTY BASE FIRE RADIO NETWORK	21,850	-	21,850	21,850	-	-
16011 MAINTENANCE OF STATEWIDE FIRE RADIO NETWORK	14,570	-	14,570	14,570	-	-
16012 GRANTS TO GENERAL HOSPITALS	31	-	31	29	2	-
16013 POLICE ASSOCIATION OF CONNECTICUT	166,000	-	166,000	120,145	45,855	-
16014 CONNECTICUT STATE FIREFIGHTERS ASSOCIATION	194,711	-	194,711	132,582	62,129	-
16015 INTERSTATE ENVIRONMENTAL COMMISSION	84,956	-	84,956	84,956	-	-
17004 REIMBURSE TOWNS - TAX LOSS-STATE PROPERTY	69,959,215	10,704,000	80,663,215	69,959,215	-	10,704,000
17005 GRANTS TO TOWNS	-	4,800,000	4,800,000	-	-	4,800,000
17006 REIMBURSE TOWNS - TAX LOSS-PRIVATE TAX-EXEMPT PROP.	105,931,737	10,600,000	116,531,737	105,931,737	-	10,600,000
12005 UNEMPLOYMENT COMPENSATION	5,605,000	(930,000)	4,675,000	4,262,466	412,534	-
12006 EMPLOYEES RETIREMENT CONTRIBUTIONS	354,400,568	-	354,400,568	354,400,568	-	-
12007 HIGHER EDUCATION ALTERNATIVE RETIREMENT SYSTEM	21,000,000	(750,000)	20,250,000	17,447,948	1,302,052	1,500,000
12008 PENSION AND RETIREMENTS - OTHER STATUTORY	1,800,000	-	1,800,000	1,509,679	240,321	50,000
12009 JUDGES & COMPENSATION COMMISSIONERS RETIREMENT	12,235,665	-	12,235,665	12,235,665	-	-
12010 GROUP LIFE INSURANCE	4,512,000	330,000	4,842,000	4,737,500	104,500	-
12016 TUITION REIMBURSEMENT - TRAINING AND TRAVEL	4,529,725	1,532,500	6,062,225	3,233,129	158,131	2,670,965
12011 EMPLOYERS SOCIAL SECURITY TAX	180,145,500	1,259,830	181,405,330	180,479,411	925,919	-
12012 STATE EMPLOYEES HEALTH SERVICE COST	374,404,787	6,600,000	381,004,787	359,369,367	1,635,420	20,000,000
12013 RETIRED EMPLOYEES HEALTH SERVICE COST	377,871,900	(2,850,000)	375,021,900	374,171,219	850,681	-
12284 INSURANCE RECOVERIES	165,442	294,817	460,259	235,960	-	224,299
TOTAL NON-FUNCTIONAL	2,906,379,847	205,774,069	3,112,153,916	2,793,570,848	58,143,721	260,439,347
TOTAL BUDGETED APPROPRIATIONS	\$ 13,548,868,440	\$ 661,849,424	\$ 14,210,717,864	\$ 13,333,702,717	\$ 182,592,679	\$ 694,422,468

SPECIAL REVENUE FUNDS

Statements:

- EXHIBIT C Balance Sheet
- SCHEDULE C-1 Statement of Cash Receipts and Disbursements

Comments:

Special revenue funds account for the proceeds of specific revenue sources (other than for major capital projects) that are legally restricted to expenditure for specified purposes.

Transportation Fund Statements:

- SCHEDULE C-2 Balance Sheet
- SCHEDULE C-3 Statement of Unappropriated Surplus
- SCHEDULE C-4 Statement of Estimated and Realized Revenue
- SCHEDULE C-5 Statement of Appropriations and Expenditures

Comments:

The Transportation Fund operates under a budget adopted by the General Assembly. Its major sources of revenue are motor fuels taxes and motor vehicle receipts.

Other Budgeted Special Revenue Funds:

- SCHEDULE C-6 Statement of Appropriations and Expenditures

Grant Funds:

- SCHEDULE C-7 Non-Transportation Grants – Statements of Appropriations and Expenditures
- SCHEDULE C-8 Transportation Grants – Statements of Appropriations and Expenditures

Comments:

**SPECIAL REVENUE FUNDS
BALANCE SHEET
JUNE 30, 2005**

ASSETS

FUND NO.		ACCRUED				DUE FROM OTHER FUNDS
		CASH AND SHORT TERM INVESTMENTS	TAXES AND INTEREST RECEIVABLE	FEDERAL AND OTHER GRANTS RECEIVABLE	LOANS RECEIVABLE	
12001	Transportation	\$ 122,948,620	\$ 47,536,721	\$ -	\$ -	\$ -
12002	Expressway Repair	725,446	-	-	-	-
12003	Banking	36,230,366	-	-	-	-
12004	Insurance	6,132,624	-	-	-	45,569
12005	Probate Court Administration	16,904,346	-	-	140,000	-
12006	Consumer Counsel and Public Utility Control	5,606,595	-	-	-	-
12007	Workers Compensation	11,808,734	-	-	-	132,233
12008	Siting Council	1,520,702	-	-	-	-
12010	Soldiers, Sailors and Marines	(1,951,753)	-	-	-	-
12011	Public Bus Transportation	10,712,926	-	-	-	-
12012	Municipal Employees Retirement	973,068	-	-	-	-
12013	Regional Market Operation	747,808	-	-	-	-
12014	Criminal Injuries Compensation Fund	4,604,203	-	-	-	33,302
12015	Vending Facilities Operators Fringe Benefits	24,034	-	-	-	257
12016	Recreation and Natural Heritage Trust	1,703,426	-	-	-	-
12019	State University Operating Fund	126,394,497	-	-	-	900,549
12020	Regional Comm/Tech Colleges Operating Fund	61,157,641	-	-	-	479,588
12021	Tax Exempt Proceeds Fund	14,631,852	-	-	-	-
12026	Environmental Quality	36,276,808	-	-	-	440
12027	Conservation Fund	14,233,439	-	-	-	2,427
12030	Special Assesment Unemployment Compensation	169,697	-	-	-	-
12033	Economic Development	9,691,447	-	-	4,768,536	-
12034	Economic Assistance Bond Fund	8,203,829	-	-	-	-
12035	Economic Assistance Revolving Fund	36,237,821	-	-	95,771,912	-
12036	Connecticut Works	3,977,706	-	-	38,705,573	-
12037	Tobacco Settlement	3,210,885	-	-	-	168,603
12038	Individual Development Account Reserve Fund	92,771	-	-	-	-
12039	Housing Repayment & Revolving Loans - Taxable	11,353,429	-	-	7,649,063	-
12040	Housing Repayment & Revolving Loans - Tax Exempt	2,598,701	-	-	-	-
12043	Vocational Education Equipment	51,112	-	-	-	-
12044	Flood Relief Purposes	28,422	-	-	-	-
12045	High Technology Development	51,737	-	-	-	-
12046	Vocational Education Equipment	5,378	-	-	-	-
12047	Child Care Facilities	(616,256)	-	-	-	-
12049	Estuarine Embayments Grants	48,750	-	-	-	-
12050	Local Capital Improvement	39,337	-	-	-	-
12051	Capital Equipment Purchase	8,884,947	-	-	-	-
12053	Economic Development and Other Grants	1,329,361	-	-	-	-
12054	Shellfish	249,967	-	-	-	-
12055	Housing for Homeless Persons with AIDS	(116,613)	-	-	-	-
12056	Budget Reserve	302,155,301	-	-	-	-
12057	Bond Exemption Acquisition Fund	4,034	-	-	-	-
12058	Special Contaminated Property Remediation/Insurance	958,616	-	-	671,538	-
12059	Hartford Downtown Redevelopment	19,719,599	-	-	-	-
12060	Federal & Other Restricted Account	189,785,519	-	30,853,528	-	788,871
12062	Transportation Grant & Restricted Account	15,416,319	-	9,523,055	-	-
12064	Housing Assistance Bond Fund - Taxable	277,891	-	-	492,037	-
12065	Housing Assistance Bond Fund - Tax Exempt	8,486,222	-	-	-	-
Various	Employment Security	9,345,965	-	-	-	61,311
Various	Grants to Local Governments and Others	36,790,739	-	-	-	-
Various	University/Health Center Operating Fund	146,434,368	-	-	-	1,289,525
Various	University/Health Center Research Foundation	36,343,354	-	-	-	126,951
Totals		\$ 1,322,595,737	\$ 47,536,721	\$ 40,376,583	\$ 148,198,659	\$ 4,029,626

EXHIBIT C

LIABILITIES, RESERVES, FUND BALANCES AND SURPLUS

LONG TERM INVESTMENTS	TOTAL ASSETS	DUE TO OTHER FUNDS	RESERVE FOR RECEIVABLES	APPROPRIATIONS CONTINUED	FUND BALANCES AND SURPLUS	TOTAL LIABILITIES, RESERVES, FUND BALANCES AND SURPLUS
\$ -	\$ 170,485,341	\$ -	\$ -	\$ 37,417,850	\$ 133,067,491	\$ 170,485,341
-	725,446	-	-	21,288	704,158	725,446
-	36,230,366	-	-	3,847,499	32,382,867	36,230,366
-	6,178,193	-	-	694,330	5,483,863	6,178,193
-	17,044,346	-	140,000	1,034,918	15,869,428	17,044,346
-	5,606,595	-	-	-	5,606,595	5,606,595
-	11,940,967	-	-	1,648,350	10,292,617	11,940,967
-	1,520,702	-	-	269,700	1,251,002	1,520,702
-	(1,951,753)	-	-	-	(1,951,753)	(1,951,753)
-	10,712,926	-	-	8,760,634	1,952,292	10,712,926
-	973,068	-	-	218,175	754,893	973,068
-	747,808	-	-	-	747,808	747,808
-	4,637,505	-	-	-	4,637,505	4,637,505
-	24,291	-	-	-	24,291	24,291
-	1,703,426	-	-	1,207,845	495,581	1,703,426
-	127,295,046	-	-	248,994,593	(121,699,547)	127,295,046
-	61,637,229	-	-	49,262,821	12,374,408	61,637,229
-	14,631,852	-	-	14,319,404	312,448	14,631,852
-	36,277,248	-	-	17,780,379	18,496,869	36,277,248
-	14,235,866	-	-	3,450,795	10,785,071	14,235,866
-	169,697	-	-	-	169,697	169,697
-	14,459,983	-	4,768,536	8,176,454	1,514,993	14,459,983
-	8,203,829	-	-	30,071,721	(21,867,892)	8,203,829
-	132,009,733	-	95,771,912	3,064,650	33,173,171	132,009,733
-	42,683,279	-	38,705,573	-	3,977,706	42,683,279
-	3,379,488	-	-	-	3,379,488	3,379,488
400,241	493,012	-	-	325,311	167,701	493,012
-	19,002,492	-	7,649,063	2,282,004	9,071,425	19,002,492
-	2,598,701	-	-	-	2,598,701	2,598,701
-	51,112	-	-	-	51,112	51,112
-	28,422	-	-	3,932	24,490	28,422
-	51,737	-	-	49,617	2,120	51,737
-	5,378	-	-	-	5,378	5,378
-	(616,256)	-	-	-	(616,256)	(616,256)
-	48,750	-	-	48,750	-	48,750
-	39,337	-	-	65,037,570	(64,998,233)	39,337
-	8,884,947	-	-	27,280,867	(18,395,920)	8,884,947
-	1,329,361	-	-	3,746,706	(2,417,345)	1,329,361
-	249,967	-	-	-	249,967	249,967
-	(116,613)	-	-	201,668	(318,281)	(116,613)
-	302,155,301	-	-	-	302,155,301	302,155,301
-	4,034	-	-	548	3,486	4,034
-	1,630,154	-	671,538	33,580	925,036	1,630,154
-	19,719,599	-	-	44,183,349	(24,463,750)	19,719,599
-	221,427,918	1,276,787	-	1,018,048,284	(797,897,153)	221,427,918
-	24,939,374	-	-	223,217,584	(198,278,210)	24,939,374
-	769,928	-	492,037	5,195,330	(4,917,439)	769,928
-	8,486,222	-	-	18,647,548	(10,161,326)	8,486,222
-	9,407,276	-	-	16,805,465	(7,398,189)	9,407,276
-	36,790,739	-	-	169,742,897	(132,952,158)	36,790,739
-	147,723,893	-	-	184,167,052	(36,443,159)	147,723,893
-	36,470,305	-	-	17,023,640	19,446,665	36,470,305
<u>\$ 400,241</u>	<u>\$ 1,563,137,567</u>	<u>\$ 1,276,787</u>	<u>\$ 148,198,659</u>	<u>\$ 2,226,283,108</u>	<u>\$ (812,620,987)</u>	<u>\$ 1,563,137,567</u>

**SPECIAL REVENUE FUNDS
STATEMENT OF CASH RECEIPTS AND DISBURSEMENTS
FISCAL YEAR ENDED JUNE 30, 2005**

RECEIPTS AND

FUND NO.		CASH AND	TAXES	OTHER	SALE OF
		SHORT TERM INVESTMENTS JULY 1, 2004		RECEIPTS	BONDS
12001	Transportation	\$ 120,033,520	\$ 561,147,582	\$ 409,736,158	\$ -
12002	Expressway Repair	725,446	-	-	-
12003	Banking	28,332,442	-	23,078,163	-
12004	Insurance	11,969,444	-	15,032,048	-
12005	Probate Court Administration	17,332,099	-	10,768,903	-
12006	Consumer Counsel and Public Utility Control	5,838,594	-	17,993,246	-
12007	Workers' Compensation	15,841,496	-	14,438,835	-
12008	Siting Council	978,439	-	2,604,593	-
12009	Mashantucket Pequot and Mohegan Fund	-	-	-	-
12010	Soldiers, Sailors and Marines	(1,120,371)	-	-	-
12011	Public Bus Transportation	4,193,639	-	28,969,287	-
12012	Municipal Employees Retirement	1,251,009	-	1,080,368	-
12013	Regional Market Operations	722,095	-	1,003,986	-
12014	Criminal Injuries Compensation	3,874,027	-	2,144,632	-
12015	Vending Facilities Operators Fringe Benefits	42,110	-	18,505	-
12016	Recreation and Natural Heritage Trust	1,680,544	-	22,882	-
12019	State University Operating Fund	99,925,726	-	476,855,546	-
12020	Regional Comm/Tech Colleges Operating Fund	50,037,007	-	128,737,912	-
12021	Tax Exempt Proceeds Fund	19,382,990	-	247,024	-
12026	Environmental Quality	29,973,693	25,921,516	11,193,798	-
12027	Conservation Fund	11,583,837	2,000,000	12,637,396	-
12030	Special Assessment Unemployment Compensation	1,469,375	545,049	32,629	-
12033	Economic Development	18,375,008	-	1,817,102	-
12034	Economic Assistance Bond Fund	9,554,340	-	579,539	2,553,148
12035	Economic Assistance Revolving Fund	31,502,438	-	7,599,322	-
12036	Connecticut Works	3,977,706	-	-	-
12037	Tobacco Settlement	-	-	118,335,885	-
12038	Individual Development Account Reserve Fund	20,955	-	405,508	-
12039	Housing Repayment & Revolving Loans - Taxable	12,160,835	-	44,240	-
12040	Housing Repayment & Revolving Loans - Tax Exempt	2,557,669	-	41,032	-
12043	Vocational Education Equipment	51,112	-	-	-
12044	Flood Relief Purposes	28,422	-	-	-
12045	High Technology Development	51,737	-	-	-
12046	Vocational Education Equipment	5,378	-	-	-
12047	Child Care Facilities	219,194	-	-	-
12049	Estuarine Embayments Grants	48,750	-	-	-
12050	Local Capital Improvement	106,282	-	4	36,400,000
12051	Capital Equipment Purchase	6,463,960	-	32,200	15,305,000
12053	Economic Development and Other Grants	1,259,785	-	-	-
12054	Shellfish	249,967	-	-	-
12055	Housing for Homeless Persons with AIDS	(1,050,170)	-	-	920,000
12056	Budget Reserve	-	-	-	-
12057	Bond Exemption Acquisition Fund	4,034	-	-	-
12058	Special Contaminated Property Remediation/Insurance	992,880	-	44,498	-
12059	Hartford Downtown Redevelopment	(36,208,020)	-	-	82,680,000
12060	Federal & Other Restricted Account	224,129,471	-	1,295,200,885	-
12062	Transportation Grant & Restricted Account	25,845,141	-	56,751,808	-
12064	Housing Assistance Bond Fund - Taxable	(4,961,046)	-	190,022	19,565,000
12065	Housing Assistance Bond Fund - Tax Exempt	8,088,856	-	(1,812,690)	-
Various	Employment Security	8,364,822	-	75,445,947	-
Various	Grants to Local Governments and Others	80,223,959	-	95,225	7,980,000
Various	University/Health Center Operating Fund	150,057,321	-	906,301,479	-
Various	University/Health Center Research Foundation	32,646,159	-	177,184,421	-
		<u>\$ 998,834,106</u>	<u>\$ 589,614,147</u>	<u>\$ 3,794,852,338</u>	<u>\$ 165,403,148</u>

SCHEDULE C-1

TRANSFERS

DISBURSEMENTS

INTERFUND TRANSFERS	TOTALS	CURRENT EXPENSES			TOTAL DISBURSEMENTS	CASH AND SHORT TERM INVESTMENTS JUNE 30, 2005
		FIXED CHARGES AND CAPITAL OUTLAY	PURCHASE OF LONG TERM INVESTMENTS			
\$ (35,212,159)	\$ 1,055,705,101	\$ 932,756,481	\$ -	\$ 932,756,481	\$ 122,948,620	
-	725,446	-	-	-	725,446	
100	51,410,705	15,180,339	-	15,180,339	36,230,366	
(1,989,459)	25,012,033	18,879,409	-	18,879,409	6,132,624	
(2,555,812)	25,545,190	8,640,844	-	8,640,844	16,904,346	
-	23,831,840	18,225,245	-	18,225,245	5,606,595	
57,026	30,337,357	18,528,623	-	18,528,623	11,808,734	
-	3,583,032	2,062,330	-	2,062,330	1,520,702	
85,000,000	85,000,000	85,000,000	-	85,000,000	-	
2,620,826	1,500,455	3,452,208	-	3,452,208	(1,951,753)	
-	33,162,926	22,450,000	-	22,450,000	10,712,926	
-	2,331,377	1,358,309	-	1,358,309	973,068	
-	1,726,081	978,273	-	978,273	747,808	
10,544	6,029,203	1,425,000	-	1,425,000	4,604,203	
111	60,726	36,692	-	36,692	24,034	
-	1,703,426	-	-	-	1,703,426	
(23,767,869)	553,013,403	426,618,906	-	426,618,906	126,394,497	
161,689	178,936,608	117,778,967	-	117,778,967	61,157,641	
-	19,630,014	4,998,162	-	4,998,162	14,631,852	
2,477	67,091,484	30,814,676	-	30,814,676	36,276,808	
(465,977)	25,755,256	11,521,817	-	11,521,817	14,233,439	
(1,877,356)	169,697	-	-	-	169,697	
-	20,192,110	10,500,663	-	10,500,663	9,691,447	
-	12,687,027	4,483,198	-	4,483,198	8,203,829	
-	39,101,760	2,863,939	-	2,863,939	36,237,821	
-	3,977,706	-	-	-	3,977,706	
(115,125,000)	3,210,885	-	-	-	3,210,885	
-	426,463	328,184	5,508	333,692	92,771	
-	12,205,075	851,646	-	851,646	11,353,429	
-	2,598,701	-	-	-	2,598,701	
-	51,112	-	-	-	51,112	
-	28,422	-	-	-	28,422	
-	51,737	-	-	-	51,737	
-	5,378	-	-	-	5,378	
-	219,194	835,450	-	835,450	(616,256)	
-	48,750	-	-	-	48,750	
-	36,506,286	36,466,949	-	36,466,949	39,337	
-	21,801,160	12,916,213	-	12,916,213	8,884,947	
-	1,259,785	(69,576)	-	(69,576)	1,329,361	
-	249,967	-	-	-	249,967	
-	(130,170)	(13,557)	-	(13,557)	(116,613)	
302,155,301	302,155,301	-	-	-	302,155,301	
-	4,034	-	-	-	4,034	
-	1,037,378	78,762	-	78,762	958,616	
-	46,471,980	26,752,381	-	26,752,381	19,719,599	
9,270,904	1,528,601,260	1,338,815,741	-	1,338,815,741	189,785,519	
28,556,294	111,153,243	95,736,924	-	95,736,924	15,416,319	
-	14,793,976	14,516,085	-	14,516,085	277,891	
-	6,276,166	(2,210,056)	-	(2,210,056)	8,486,222	
4,647,524	88,458,293	79,112,328	-	79,112,328	9,345,965	
-	88,299,184	51,508,445	-	51,508,445	36,790,739	
(1,337,889)	1,055,020,911	908,586,543	-	908,586,543	146,434,368	
26,707	209,857,287	173,513,933	-	173,513,933	36,343,354	
<u>\$ 250,177,982</u>	<u>\$ 5,798,881,721</u>	<u>\$ 4,476,280,476</u>	<u>\$ 5,508</u>	<u>\$ 4,476,285,984</u>	<u>\$ 1,322,595,737</u>	

**TRANSPORTATION FUND
BALANCE SHEET
JUNE 30, 2005**

Assets

Cash and Short Term Investments	\$ 122,948,620
Accrued Taxes Receivable	42,404,000
Accrued Interest Receivable	<u>5,132,721</u>
Total Assets	<u>\$ 170,485,341</u>

Liabilities, Reserves and Surplus

Reserves

Appropriations to be Continued to Fiscal Year 2005-2006	\$ 37,417,850
Unappropriated Surplus - Schedule C-3	<u>133,067,491</u>
Total Liabilities, Reserves and Surplus	<u>\$ 170,485,341</u>

**STATE OF CONNECTICUT TRANSPORTATION FUND
STATEMENT OF UNAPPROPRIATED SURPLUS
FISCAL YEAR ENDED JUNE 30, 2005**

Realized Revenue - Schedule C-4	\$ 939,797,781
Expenditures - Schedule C-5	<u>932,756,482</u>
Excess Revenue over Expenditures	7,041,299
Miscellaneous Adjustments	5,992
Prior Year Budgeted Appropriations Continued to Fiscal Year 2004-2005	34,166,222
Budgeted Appropriations Continued to Fiscal Year 2005-2006	<u>(37,417,850)</u>
Surplus (Deficit)	3,795,663
Unappropriated Surplus, July 1, 2004	<u>129,271,828</u>
Unappropriated Surplus, June 30, 2005	<u>\$ 133,067,491</u>

**TRANSPORTATION FUND
STATEMENT OF ESTIMATED AND REALIZED REVENUE
FISCAL YEAR ENDED JUNE 30, 2005**

	<u>Realized Revenue</u>	<u>Budgeted Revenue</u>	<u>Realized Over (Under) Budgeted</u>
TAXES			
Motor Fuels Tax	\$ 483,797,382	\$ 471,000,000	\$ 12,797,382
Sales Tax - DMV	69,719,828	70,000,000	(280,172)
Oil Companies	<u>13,000,000</u>	<u>13,000,000</u>	<u>-</u>
Totals	566,517,210	554,000,000	12,517,210
Less Refunds	<u>(8,329,187)</u>	<u>(8,700,000)</u>	<u>370,813</u>
Net Taxes	<u>558,188,023</u>	<u>545,300,000</u>	<u>12,888,023</u>
OTHER REVENUE			
Motor Vehicle Receipts	233,851,818	226,200,000	7,651,818
Licenses, Permits and Fees	155,083,239	159,100,000	(4,016,761)
Interest Income	32,680,585	27,000,000	5,680,585
Federal Grants	-	3,300,000	(3,300,000)
Transfer to Conservation Fund	(2,000,000)	(2,000,000)	-
Transfer to Emmissions Enterprise Fund	(6,500,000)	(6,500,000)	-
Transfer to TSB Account	<u>(28,726,897)</u>	<u>(5,000,000)</u>	<u>(23,726,897)</u>
Totals	384,388,745	402,100,000	(17,711,255)
Less Refunds of Payments	<u>(2,778,987)</u>	<u>(2,800,000)</u>	<u>21,013</u>
Net Other Revenue	<u>381,609,758</u>	<u>399,300,000</u>	<u>(17,690,242)</u>
Total Budgeted Revenue	<u>\$ 939,797,781</u>	<u>\$ 944,600,000</u>	<u>\$ (4,802,219)</u>

**STATE OF CONNECTICUT TRANSPORTATION FUND
STATEMENT OF APPROPRIATIONS AND EXPENDITURES
FISCAL YEAR ENDED JUNE 30, 2005**

	INITIAL APPROPRIATIONS	APPROPRIATION ADJUSTMENTS	TOTAL APPROPRIATIONS	EXPENDITURES	APPROPRIATIONS LAPSED CONTINUED	
GENERAL GOVERNMENT						
STATE INSURANCE AND RISK MANAGEMENT BOARD						
10020 OTHER EXPENSES	\$ 2,504,000	\$ -	\$ 2,504,000	\$ 942,910	\$ 1,561,090	\$ -
TOTAL GENERAL GOVERNMENT	2,504,000	-	2,504,000	942,910	1,561,090	-
REGULATION AND PROTECTION						
DEPARTMENT OF MOTOR VEHICLES						
10010 PERSONAL SERVICES	35,035,443	1,260,916	36,296,359	34,831,601	1,464,758	-
10020 OTHER EXPENSES	14,346,596	650,000	14,996,596	14,793,497	203,099	-
10050 EQUIPMENT	754,436	(650,000)	104,436	104,422	14	-
12067 REFLECTIVE LICENSE PLATES	2,921,659	15,500,000	18,421,659	318,813	-	18,102,846
12077 INSURANCE ENFORCEMENT	643,541	-	643,541	592,438	51,103	-
12091 CVISN PROJECT	1,304,337	-	1,304,337	706,257	-	598,080
TOTAL REGULATION AND PROTECTION	55,006,012	16,760,916	71,766,928	51,347,028	1,718,974	18,700,926
TRANSPORTATION						
DEPARTMENT OF TRANSPORTATION						
10010 PERSONAL SERVICES	134,334,525	(10,109,585)	124,224,940	121,005,173	819,767	2,400,000
10020 OTHER EXPENSES	32,368,163	10,300,000	42,668,163	41,821,225	46,938	800,000
10050 EQUIPMENT	2,657,056	-	2,657,056	2,251,247	-	405,809
10070 MINOR CAPITOL PROJECTS	619,436	-	619,436	324,839	-	294,597
10080 HIGHWAY & BRIDGE RENEWAL EQUIPMENT	5,901,845	-	5,901,845	5,489,354	-	412,491
10090 TRANSIT EQUIPMENT	310,902	-	310,902	66,267	-	244,635
12017 HIGHWAY PLANNING AND RESEARCH	4,220,111	-	4,220,111	2,618,471	-	1,601,640
12048 HANDICAPPED ACCESS PROGRAM	11,361,310	2,600,000	13,961,310	13,294,537	66,773	600,000
12092 HOSPITAL TRANSIT FOR DIALYSIS	100,000	-	100,000	54,525	45,475	-
12168 RAIL OPERATIONS	75,972,175	-	75,972,175	69,215,131	1,757,044	5,000,000
12175 BUS OPERATIONS	82,607,056	-	82,607,056	82,555,172	51,884	-
12186 DIAL-A-RIDE	2,500,000	-	2,500,000	2,499,995	5	-
12283 HIGHWAY AND BRIDGE RENEWAL - 2003	12,567,784	(12,000,000)	567,784	547,038	20,746	-
12293 HIGHWAY AND BRIDGE RENEWAL	339,211	12,000,000	12,339,211	11,231,460	-	1,107,751
17036 TOWN AID ROAD GRANTS	20,000,000	(80,081)	19,919,919	19,919,919	-	-
17051 EMERGENCY RELIEF-TOWN REPAIRS	974,280	80,081	1,054,361	-	-	1,054,361
TOTAL TRANSPORTATION	386,833,854	2,790,415	389,624,269	372,894,353	2,808,632	13,921,284
NON-FUNCTIONAL						
12005 UNEMPLOYMENT COMPENSATION	275,000	-	275,000	214,859	60,141	-
12006 EMPLOYEES RETIREMENT CONTRIBUTIONS	48,916,000	-	48,916,000	48,916,000	-	-
12010 GROUP LIFE INSURANCE	258,000	-	258,000	172,549	85,451	-
12011 EMPLOYERS SOCIAL SECURITY TAX	13,009,300	658,228	13,667,528	12,918,781	748,747	-
12012 STATE EMPLOYEES HEALTH SERVICE COST	25,210,300	700,000	25,910,300	25,042,702	167,598	700,000
12015 RESERVE FOR SALARY ADJUSTMENTS	6,717,483	(2,909,559)	3,807,924	-	-	3,807,924
12235 WORKERS' COMPENSATION	4,066,967	-	4,066,967	3,946,874	120,093	-
12285 DEBT SERVICE	431,421,856	(8,500,000)	422,921,856	416,345,688	6,576,168	-
12284 INSURANCE RECOVERIES	287,716	14,738	302,454	14,738	-	287,716
TOTAL NON-FUNCTIONAL	530,162,622	(10,036,593)	520,126,029	507,572,191	7,758,198	4,795,640
TOTAL BUDGETED APPROPRIATIONS	\$ 974,506,488	\$ 9,514,738	\$ 984,021,226	\$ 932,756,482	\$ 13,846,894	\$ 37,417,850

**OTHER BUDGETED SPECIAL REVENUE FUNDS
STATEMENT OF APPROPRIATIONS AND EXPENDITURES
FISCAL YEAR ENDED JUNE 30, 2005**

	INITIAL APPROPRIATION	APPROPRIATION ADJUSTMENTS	TOTAL APPROPRIATIONS	EXPENDITURES	APPROPRIATIONS LAPSED	CONTINUED
MASHANTUCKET PEQUOT AND MOHEGAN FUND - 12009						
NON-FUNCTIONAL						
17005 GRANTS TO TOWNS	\$ 85,000,000	\$ -	\$ 85,000,000	\$ 85,000,000	\$ -	\$ -
AGENCY TOTAL	<u>85,000,000</u>	<u>-</u>	<u>85,000,000</u>	<u>85,000,000</u>	<u>-</u>	<u>-</u>
TOTAL MASHANTUCKET PEQUOT & MOHEGAN FUND	<u>\$ 85,000,000</u>	<u>\$ -</u>	<u>\$ 85,000,000</u>	<u>\$ 85,000,000</u>	<u>\$ -</u>	<u>\$ -</u>
SOLDIERS, SAILORS AND MARINES' FUND - 12010						
DEPARTMENT OF VETERANS AFFAIRS						
16045 BURIAL EXPENSES	\$ 1,800	\$ -	\$ 1,800	\$ -	\$ 1,800	\$ -
16049 HEADSTONES	250,000	-	250,000	249,970	30	-
AGENCY TOTAL	<u>251,800</u>	<u>-</u>	<u>251,800</u>	<u>249,970</u>	<u>1,830</u>	<u>-</u>
MILITARY DEPARTMENT						
12152 HONOR GUARDS	306,803	-	306,803	269,604	37,199	-
AGENCY TOTAL	<u>306,803</u>	<u>-</u>	<u>306,803</u>	<u>269,604</u>	<u>37,199</u>	<u>-</u>
SOLDIERS, SAILORS AND MARINES						
10010 PERSONAL SERVICES	739,551	-	739,551	713,024	26,527	-
10020 OTHER EXPENSES	200,383	(50,000)	150,383	100,071	50,312	-
10050 EQUIPMENT	4,125	-	4,125	-	4,125	-
12153 AWARD PAYMENTS TO VETERANS	1,780,000	-	1,780,000	1,728,383	51,617	-
12244 FRINGE BENEFITS	343,999	50,000	393,999	391,156	2,843	-
AGENCY TOTAL	<u>3,068,058</u>	<u>-</u>	<u>3,068,058</u>	<u>2,932,634</u>	<u>135,424</u>	<u>-</u>
TOTAL SOLDIERS, SAILORS AND MARINES' FUND	<u>\$ 3,626,661</u>	<u>\$ -</u>	<u>\$ 3,626,661</u>	<u>\$ 3,452,208</u>	<u>\$ 174,453</u>	<u>\$ -</u>
REGIONAL MARKET OPERATION FUND - 12013						
DEPARTMENT OF AGRICULTURE						
10010 PERSONAL SERVICES	\$ 451,893	\$ (50,000)	\$ 401,893	\$ 393,604	\$ 8,289	\$ -
10020 OTHER EXPENSES	178,818	22,600	201,418	210,984	(9,566)	-
10050 EQUIPMENT	23,500	-	23,500	12,805	10,695	-
12244 FRINGE BENEFITS	185,000	50,000	235,000	232,957	2,043	-
AGENCY TOTAL	<u>839,211</u>	<u>22,600</u>	<u>861,811</u>	<u>850,350</u>	<u>11,461</u>	<u>-</u>
DEBT SERVICE - 12285	129,535	-	129,535	127,924	1,611	-
TOTAL REGIONAL MARKET OPERATION FUND	<u>\$ 968,746</u>	<u>\$ 22,600</u>	<u>\$ 991,346</u>	<u>\$ 978,274</u>	<u>\$ 13,072</u>	<u>\$ -</u>
BANKING FUND - 12003						
DEPARTMENT OF BANKING						
10010 PERSONAL SERVICES	\$ 8,934,389	\$ (275,000)	\$ 8,659,389	\$ 8,343,839	\$ 315,550	\$ -
10020 OTHER EXPENSES	5,869,701	(175,000)	5,694,701	1,847,202	-	3,847,499
10050 EQUIPMENT	266,457	(35,000)	231,457	174,587	56,870	-
12244 FRINGE BENEFITS	4,075,539	485,000	4,560,539	4,405,349	155,190	-
12262 INDIRECT OVERHEAD	562,333	-	562,333	409,362	152,971	-
AGENCY TOTAL	<u>19,708,419</u>	<u>-</u>	<u>19,708,419</u>	<u>15,180,339</u>	<u>680,581</u>	<u>3,847,499</u>
TOTAL BANKING FUND	<u>\$ 19,708,419</u>	<u>\$ -</u>	<u>\$ 19,708,419</u>	<u>\$ 15,180,339</u>	<u>\$ 680,581</u>	<u>\$ 3,847,499</u>
INSURANCE FUND - 12004						
INSURANCE DEPARTMENT						
10010 PERSONAL SERVICES	\$ 11,024,837	\$ (212,000)	\$ 10,812,837	\$ 10,144,157	\$ -	\$ 668,680
10020 OTHER EXPENSES	2,487,195	-	2,487,195	2,467,343	19,852	-
10050 EQUIPMENT	99,150	-	99,150	90,961	8,189	-
12244 FRINGE BENEFITS	5,036,369	212,000	5,248,369	5,226,778	21,591	-
12262 INDIRECT OVERHEAD	547,719	-	547,719	452,518	95,201	-
AGENCY TOTAL	<u>19,195,270</u>	<u>-</u>	<u>19,195,270</u>	<u>18,381,757</u>	<u>144,833</u>	<u>668,680</u>
OFFICE OF THE MANAGED CARE OMBUDSMAN						
10010 PERSONAL SERVICES	222,071	-	222,071	179,971	42,100	-
10020 OTHER EXPENSES	216,899	-	216,899	190,060	-	26,839
10050 EQUIPMENT	2,600	-	2,600	-	2,600	-
12244 FRINGE BENEFITS	101,753	-	101,753	89,530	12,223	-
12262 INDIRECT OVERHEAD	38,091	-	38,091	38,091	-	-

SCHEDULE C-6

	INITIAL APPROPRIATION	APPROPRIATION ADJUSTMENTS	TOTAL APPROPRIATIONS	EXPENDITURES	APPROPRIATIONS	
					LAPSED	CONTINUED
AGENCY TOTAL	581,414	-	581,414	497,652	56,923	26,839
TOTAL INSURANCE FUND	\$ 19,776,684	\$ -	\$ 19,776,684	\$ 18,879,409	\$ 201,756	\$ 695,519

CONSUMER COUNSEL AND PUBLIC UTILITY CONTROL FUND - 12006

OFFICE OF CONSUMER COUNSEL

10010 PERSONAL SERVICES	\$ 1,099,703	\$ (24,000)	\$ 1,075,703	\$ 920,711	\$ 154,992	\$ -
10020 OTHER EXPENSES	501,652	24,000	525,652	525,579	73	-
10050 EQUIPMENT	12,100	-	12,100	12,100	-	-
12244 FRINGE BENEFITS	503,884	-	503,884	482,279	21,605	-
12262 INDIRECT OVERHEAD	69,262	-	69,262	69,262	-	-
AGENCY TOTAL	2,186,601	-	2,186,601	2,009,931	176,670	-

DEPARTMENT OF PUBLIC UTILITY CONTROL

10010 PERSONAL SERVICES	9,996,127	(291,802)	9,704,325	9,525,808	178,517	-
10020 OTHER EXPENSES	1,894,798	-	1,894,798	1,714,668	180,130	-
10050 EQUIPMENT	135,584	-	135,584	107,372	28,212	-
12244 FRINGE BENEFITS	4,575,006	291,802	4,866,808	4,867,466	(658)	-
12262 INDIRECT OVERHEAD	1,000	-	1,000	-	1,000	-
12266 NUCLEAR ENERGY ADVISORY COUNCIL	10,200	-	10,200	-	10,200	-
AGENCY TOTAL	16,612,715	-	16,612,715	16,215,314	397,401	-
TOTAL CONSUMER COUNSEL AND PUBLIC UTILITY CONTROL FUND	\$ 18,799,316	\$ -	\$ 18,799,316	\$ 18,225,245	\$ 574,071	\$ -

WORKERS' COMPENSATION FUND - 12007

DEPARTMENT OF LABOR

12045 OCCUPATIONAL HEALTH CLINICS	\$ 671,470	\$ -	\$ 671,470	\$ 654,490	\$ 16,980	\$ -
AGENCY TOTAL	671,470	-	671,470	654,490	16,980	-

WORKERS' COMPENSATION COMMISSION

10010 PERSONAL SERVICES	8,286,235	-	8,286,235	7,881,248	154,987	250,000
10020 OTHER EXPENSES	2,979,528	-	2,979,528	2,396,985	82,543	500,000
10050 EQUIPMENT	181,225	-	181,225	12,638	168,587	-
12046 CRIMINAL JUSTICE FRAUD UNIT	530,837	-	530,837	467,769	63,068	-
12066 REHABILITATIVE SERVICES	3,061,704	-	3,061,704	2,033,651	325,703	702,350
12244 FRINGE BENEFITS	3,853,832	402,331	4,256,163	4,161,265	94,898	-
12262 INDIRECT OVERHEAD	1,519,404	(402,331)	1,117,073	920,577	496	196,000
AGENCY TOTAL	20,412,765	-	20,412,765	17,874,133	890,282	1,648,350
TOTAL WORKERS' COMPENSATION FUND	\$ 21,084,235	\$ -	\$ 21,084,235	\$ 18,528,623	\$ 907,262	\$ 1,648,350

CRIMINAL INJURIES COMPENSATION FUND - 12014

JUDICIAL DEPARTMENT

12047 CRIMINAL INJURIES COMPENSATION	\$ 1,425,000	\$ -	\$ 1,425,000	\$ 1,425,000	\$ -	\$ -
AGENCY TOTAL	1,425,000	-	1,425,000	1,425,000	-	-
TOTAL CRIMINAL INJURIES COMPENSATION FUND	\$ 1,425,000	\$ -	\$ 1,425,000	\$ 1,425,000	\$ -	\$ -

**GRANTS AND RESTRICTED ACCOUNTS FUND
STATEMENT OF APPROPRIATIONS AND EXPENDITURES
FISCAL YEAR ENDED JUNE 30, 2005**

	CONTINUED	APPROPRIATION	TOTAL	EXPENDITURES	APPROPRIATIONS	
	AND INITIAL				ADJUSTMENTS	APPROPRIATIONS
	APPROPRIATIONS		APPROPRIATIONS			
OTHER GRANTS AND RESTRICTED ACCOUNTS						
LEGISLATIVE MANAGEMENT						
30184 LEGISLATOR REUNION	\$ 1,600	\$ -	\$ 1,600	\$ -	\$ -	\$ 1,600
30226 ART AT THE CAPITOL	3,016	1,500	4,516	1,198	-	3,318
30244 PRUDENCE CRANDALL STATUE PROJECT	2,009	922	2,931	-	-	2,931
30344 CTN	266,667	2,000,000	2,266,667	2,036,435	-	230,232
30382 CT HALL OF FAME	-	2,500	2,500	-	-	2,500
90251 PRUDENCE CRANDALL STATUE GRANT	74,510	-	74,510	10,018	-	64,492
90359 CAPITOL CHILD DEVELOPMENT CENTER	5,000	15,000	20,000	20,000	-	-
AGENCY TOTAL	352,802	2,019,922	2,372,724	2,067,651	-	305,073
COMMISSION ON STATUS OF WOMEN						
30001 AGENCY SUPPORT	1,950	-	1,950	1,690	-	260
30085 NTO CONFERENCE (PRIVATE)	5,066	5,904	10,970	5,348	-	5,622
30106 THE ECONOMIC STATUS OF WOMEN	7,468	-	7,468	-	-	7,468
30122 MAKING WOMEN VISIBLE	51	1,335	1,386	1,356	-	30
30149 WOMEN'S ECONOMIC DEVELOPMENT INITIATIVE	1,494	3,035	4,529	3,338	-	1,191
30317 CRWDB NONTRADITIONAL EMPLOYMENT FOR WOMEN	5,653	48,436	54,089	52,002	-	2,087
90319 SEXUAL HARASSMENT COMPLAINT PROCEDURE	27,176	60,446	87,622	78,332	-	9,290
AGENCY TOTAL	48,858	119,156	168,014	142,066	-	25,948
COMMISSION ON CHILDREN						
30107 PARENT LEADERSHIP INSTITUTE	52,516	7,425	59,941	52,749	-	7,192
30369 SOCIAL STATE OF CONNECTICUT	7,177	-	7,177	7,177	-	-
30393 PASSPORT TO SUCCESS	-	6,500	6,500	6,500	-	-
AGENCY TOTAL	59,693	13,925	73,618	66,426	-	7,192
COMMISSION ON LATINO AND PUERTO RICAN AFFAIRS						
30001 AGENCY SUPPORT	344	-	344	-	-	344
30061 ANNUAL AWARDS BANQUET	20,184	76,203	96,387	53,831	-	42,556
30396 PERSONAL FINANCE & INVESTMENT EDUCATION	-	30,000	30,000	-	-	30,000
35119 LATINOS BREAKING BARRIERS	4,189	-	4,189	-	-	4,189
35139 HUMAN IMMUNE VIRUS SUMMIT	2,419	-	2,419	-	-	2,419
AGENCY TOTAL	27,136	106,203	133,339	53,831	-	79,508
AFRICAN-AMERICAN AFFAIRS COMMISSION						
30001 AGENCY SUPPORT	400	-	400	-	-	400
30018 ANNUAL CLASSIC AWARDS	2,633	8,450	11,083	9,033	-	2,050
AGENCY TOTAL	3,033	8,450	11,483	9,033	-	2,450
SECRETARY OF THE STATE						
30019 COMMERCIAL RECORDING ADMINISTRATION	678,974	6,981,404	7,660,378	7,672,986	-	(12,608)
AGENCY TOTAL	678,974	6,981,404	7,660,378	7,672,986	-	(12,608)
STATE TREASURER						
30076 TREASURY RECYCLING COMMITTEE	261	-	261	-	-	261
30132 BUILDING RENOVATIONS - 55 ELM STREET	32,187	-	32,187	-	-	32,187
35101 PFM ADMINISTRATION EXPENSES	9,380,960	49,537,020	58,917,980	55,262,339	-	3,655,641
35105 SECOND INJURY	1,745,798	8,801,973	10,547,771	7,433,401	-	3,114,370
35107 UNCLAIMED PROPERTY ADMINISTRATIVE EXPENSES	4,355,661	4,000,000	8,355,661	4,081,349	-	4,274,312
35108 UNEMPLOYMENT COMPENSATION SPECIAL ASSESSMENT	14,924	-	14,924	-	-	14,924
35109 BANK COMPENSATION	802,870	3,714,347	4,517,217	2,845,170	-	1,672,047
35110 SHORT TERM INVESTMENT FUND ADMINISTRATION	116,022	1,108,000	1,224,022	1,082,870	-	141,152
35111 SIF - STIPULATIONS AND REIMBURSEMENTS	3,071,200	14,049,325	17,120,525	14,988,041	-	2,132,484
35140 DEBT SERVICE RETIREMENT	1,883,336	-	1,883,336	-	-	1,883,336
35152 DEBT SERVICE RETIREMENT - SCRF	7,500,000	-	7,500,000	-	-	7,500,000
35227 COST OF ISSUANCE GENERAL OBLIGATION BONDS 2002 A	80,447	(80,447)	-	-	-	-
35232 COST OF ISSUANCE GENERAL OBLIGATION BONDS 2002 B&C	25,046	(25,046)	-	-	-	-
35239 COST OF ISSUANCE GENERAL OBLIGATION BONDS 2002 D&E	42,755	(42,752)	3	3	-	-
35255 COST OF ISSUANCE GENERAL OBLIGATION BONDS 2003 A&B	121,594	(92,180)	29,414	29,414	-	-
35256 CAPITALIZED INTEREST GENERAL OBLIGATION BOND 2003 A&B	1,118,456	-	1,118,456	1,118,456	-	-
35257 COST OF ISSUANCE GENERAL OBLIGATION BONDS 2003 C&D	270,477	(243,719)	26,758	26,758	-	-
35258 CAPITALIZED INTEREST GENERAL OBLIGATION BOND 2003 C&D	3,861,670	-	3,861,670	3,861,670	-	-
35259 COST OF ISSUANCE GENERAL OBLIGATION BONDS 2002 F	203,142	(203,142)	-	-	-	-
35261 COST OF ISSUANCE ECONOMIC RECOVERY NOTES 2002 A&B	134,486	(134,486)	-	-	-	-
35263 COST OF ISSUANCE GENERAL OBLIGATION BOND UCONN 2003 A	85,961	(85,961)	-	-	-	-
35268 CLEAN WATER FUND COST OF ISSUANCE	241,402	-	241,402	-	-	241,402
35270 COST OF ISSUANCE GENERAL OBLIGATION BONDS 2003E	8,207	-	8,207	8,207	-	-
35271 CAPITALIZED INTEREST GENERAL OBLIGATION BOND 2003E	3,404,438	-	3,404,438	3,404,438	-	-
35273 COST OF ISSUANCE GENERAL OBLIGATION BONDS 2003F&G	39,618	-	39,618	39,618	-	-
35274 CAPITALIZED INTEREST GENERAL OBLIGATION BOND 2003 F&G	5,997,649	-	5,997,649	5,997,649	-	-
35291 COST OF ISSUANCE GENERAL OBLIGATION BOND UCONN 2004 A	420,294	-	420,294	420,294	-	-
35292 COST OF ISSUANCE GENERAL OBLIGATION BONDS 2004 A	4,899	-	4,899	4,899	-	-
35293 CAPITALIZED INTEREST GENERAL OBLIGATION BOND 2004 A	16,832,417	-	16,832,417	12,599,745	-	4,232,672
35295 COST OF ISSUANCE GENERAL OBLIGATION BONDS 2004 B	218,819	-	218,819	218,819	-	-
35299 COST OF ISSUANCE GENERAL OBLIGATION BONDS 2004 C	280,196	(763)	279,433	279,433	-	-
35300 CAPITALIZED INTEREST GENERAL OBLIGATION BOND 2004 C	14,785,280	-	14,785,280	12,223,765	-	2,561,515
35303 COST OF ISSUANCE ECONOMIC RECOVERY NOTES 2004	402,204	(2)	402,202	402,202	-	-

	CONTINUED		TOTAL	EXPENDITURES	APPROPRIATIONS	
	AND INITIAL APPROPRIATIONS	APPROPRIATION ADJUSTMENTS			APPROPRIATIONS	LAPSED
35314 COST OF ISSUANCE GENERAL OBLIGATION BONDS 2004 D	-	450,000	450,000	450,000	-	-
35315 CAPITALIZED INTEREST GENERAL OBLIGATION BONDS 2004 D	-	18,502,897	18,502,897	5,790,085	-	12,712,812
35317 COST OF ISSUANCE GEN OBLIG BONDS UCONN 2005 A	-	291,390	291,390	141,687	-	149,703
35318 COST OF ISSUANCE GENERAL OBLIGATION BONDS 2005 B	-	450,169	450,169	390,011	-	60,158
35321 COST OF ISSUANCE GENERAL OBLIGATION BONDS 2005 C	-	630,000	630,000	-	-	630,000
35322 CAPITALIZED INTEREST GENERAL OBLIGATION BONDS 2005 C	-	12,621,578	12,621,578	-	-	12,621,578
35323 COST OF ISSUANCE GENERAL OBLIGATION BONDS 2005 A	-	285,392	285,392	-	-	285,392
AGENCY TOTAL	77,482,676	113,533,593	191,016,269	133,100,323	-	57,915,946
STATE COMPTROLLER						
35120 CMIA SETTLEMENTS	1,387,791	14,687	1,402,478	-	-	1,402,478
90101 PRACTICA FUNDS	159,483	-	159,483	-	-	159,483
AGENCY TOTAL	1,547,274	14,687	1,561,961	-	-	1,561,961
DEPARTMENT OF REVENUE SERVICES						
35178 TAX REFUND CHECKBOX ADMINISTRATION	-	25,779	25,779	12,210	-	13,569
90134 SAPT GRANT	8,174	-	8,174	7,267	-	907
AGENCY TOTAL	8,174	25,779	33,953	19,477	-	14,476
DIVISION OF SPECIAL REVENUE						
35113 INDIAN GAMING-MASHANTUCKET	287,783	1,753,146	2,040,929	1,862,211	-	178,718
35114 INDIAN GAMING-MOHEGAN	252	1,449,810	1,450,062	1,450,062	-	-
AGENCY TOTAL	288,035	3,202,956	3,490,991	3,312,273	-	178,718
CONNECTICUT LOTTERY CORPORATION						
35121 CT LOTTERY CORPORATION PAYROLL & TELEPHONE	(7,554)	10,587,872	10,580,318	11,080,115	-	(499,797)
35131 RAPE CRISIS SERVICES	-	475,170	475,170	-	-	475,170
AGENCY TOTAL	(7,554)	11,063,042	11,055,488	11,080,115	-	(24,627)
HOUSING FINANCE AUTHORITY						
35102 CURRENT EXPENSES	(8,260,141)	-	(8,260,141)	11,572,948	-	(19,833,089)
AGENCY TOTAL	(8,260,141)	-	(8,260,141)	11,572,948	-	(19,833,089)
OFFICE OF POLICY AND MANAGEMENT						
30002 WATERBURY FINANCIAL PLANNING AND ASSISTANCE	817,538	1,653,678	2,471,216	667,021	-	1,804,195
30034 UNITED WE STAND	54,751	32,660	87,411	24,107	-	63,304
30123 REGIONAL ENERGY CONFERENCE	11,859	-	11,859	-	-	11,859
30156 ADRIAN'S LANDING CONSTRUCTION	30,162,928	-	30,162,928	27,322,955	-	2,839,973
30185 LONG TERM CARE INSURANCE STUDY	156,989	109,953	266,942	94,959	-	171,983
30209 LOW-LEVEL RADIOACTIVE WASTE MANAGEMENT	1,175,467	(499,999)	675,468	2,223	-	673,245
30245 KEEP KIDS SAFE	19,575	14,690	34,265	14,966	-	19,299
30342 OWNER SUPPORT-HOTEL FOUNDATION	563,975	91,658	655,633	406,865	-	248,768
30343 CONTINGENCY-HOTEL FOUNDATION	155,390	(1)	155,389	-	-	155,389
30354 STATE PROPERTY DISPOSITION	8,918	70,000	78,918	49,427	-	29,491
30370 ENERGY ADVISORY BOARD CONFERENCES	310,000	1,135,000	1,445,000	458,821	-	986,179
30379 NGA LEAD/CRIM JUST INFORMATION TECHNOLOGY	-	25,000	25,000	21,944	-	3,056
35122 LOCAL EMERGENCY RELIEF	1,586	104	1,690	(7,365)	-	9,055
35168 DISPOSITION OF SURPLUS STATE PROPERTY	19,228	-	19,228	-	-	19,228
35174 REGIONAL ENERGY CONFERENCE - REGISTRATION	6,272	-	6,272	2,100	-	4,172
35216 AMISTAD COMMEMORATION	9,100	2,350	11,450	-	-	11,450
35220 OLYMPIC SPIRIT LICENSE PLATES	1,595	3,180	4,775	3,805	-	970
35253 ENERGY CONSERVATION LOAD MANAGEMENT	9,600,000	(9,600,000)	-	-	-	-
35296 WILDLIFE CONSERVATION PLATE	2,605	(2,605)	-	-	-	-
35297 FIGHT CHILDREN'S CANCER PLATE	1,070	3,550	4,620	3,695	-	925
35313 CAT ARTS GRANT	-	1,360,000	1,360,000	947,000	-	413,000
90109 TRANSPORTATION STRATEGY BOARD	15,090	-	15,090	(300)	-	15,390
90303 LAND USE PLANNING GRANT PROGRAM	-	640,000	640,000	640,000	-	-
AGENCY TOTAL	43,093,936	(4,960,782)	38,133,154	30,652,223	-	7,480,931
DEPARTMENT OF VETERANS AFFAIRS						
35104 INSTITUTIONAL GENERAL WELFARE FUND	47,599	2,133,324	2,180,923	2,141,370	-	39,553
35106 ACTIVITY FUND	332	34,498	34,830	24,759	-	10,071
AGENCY TOTAL	47,931	2,167,822	2,215,753	2,166,129	-	49,624
OFFICE OF WORKFORCE COMPETITIVENESS						
90365 TANF/JOBS FUNNEL	50,000	-	50,000	-	-	50,000
AGENCY TOTAL	50,000	-	50,000	-	-	50,000
DEPARTMENT OF ADMINISTRATIVE SERVICES						
30022 CONFERENCES & SEMINARS	184,175	174,401	358,576	111,889	-	246,687
AGENCY TOTAL	184,175	174,401	358,576	111,889	-	246,687
DEPARTMENT OF INFORMATION TECHNOLOGY						
30069 EMPLOYEE HEALTH AND FITNESS CENTER	10,784	10,470	21,254	4,156	-	17,098
35264 ED-NET ACCOUNT	112,590	919,720	1,032,310	705,514	-	326,796
AGENCY TOTAL	123,374	930,190	1,053,564	709,670	-	343,894
DEPARTMENT OF PUBLIC WORKS						
30003 ENERGY CONSERVATION PROJECTS IN STATE BUILDINGS	11,076,109	-	11,076,109	1,005,084	-	10,071,025
30020 ROOF REPAIRS	392	-	392	-	-	392
30266 IMPROVEMENTS TO ARUTE ATHLETIC FIELDS, PHASE II	11,332	-	11,332	-	-	11,332

	CONTINUED		TOTAL	EXPENDITURES	APPROPRIATIONS	
	AND INITIAL	APPROPRIATION			LAISED	CONTINUED
	APPROPRIATIONS	ADJUSTMENTS	APPROPRIATIONS			
30285 SCHOOL CONSTRUCTION - ADDITIONS AND RENOVATIONS	19,155,584	118,762,455	137,918,039	8,020,044	-	129,897,995
30305 NEW ENERGY RENOVATION -CCSU	269,848	(25,366)	244,482	244,482	-	-
30308 REPAIRS TO WOLFF-ZACKIN NANATORIUM - STORRS	4,510	-	4,510	200	-	4,310
35149 SALES & SERVICE - BUS ENTERPRISE	173,935	-	173,935	169,907	-	4,028
42162 IMPROVE STATE FACILITY UPGRADE SEWAGE SYSTEM	-	437,749	437,749	73,373	-	364,376
90118 JOHNSON-HORSFALL LABORATORY RENOVATION	150,798	-	150,798	150,798	-	-
90146 PROJECTS FINANCED BY VETERANS AFFAIRS	28,620	-	28,620	28,620	-	-
90157 MASTER PLAN - MERGER OF THAMES VTC AND MOHEGAN CC	11,865	-	11,865	-	-	11,865
90169 IMPROVEMENTS TO FLEET GARAGES	25,074	-	25,074	1,363	-	23,711
90200 AGENCY FUNDED CAPITAL PROJECTS ADMINISTRATION	838,736	32,501	871,237	430,531	-	440,706
90220 ENVIRONMENTAL PROTECTION PROJECTS	64,373	-	64,373	-	-	64,373
90228 CHEFA FINANCED CONNECTICUT STATE UNIVERSITY PROJECT	46,749	898,153	944,902	902,450	-	42,452
90249 CAPITAL PROJECTS -SOUTHERN	11,020	-	11,020	-	-	11,020
90252 CAPITAL PROJECTS -WESTERN	9,700	-	9,700	-	-	9,700
90263 CAPITOL PROJECTS -EASTERN	79,264	348,352	427,616	324,417	-	103,199
90267 CAPITAL PROJECTS -CENTRAL OFFICE	4,000	512,500	516,500	411,000	-	105,500
90270 CAPITAL PROJECTS -COMMUNITY TECHNICAL COLLEGE	3,168	129,850	133,018	22,353	-	110,665
90273 CAPITAL PROJECTS - NORWALK CTC OPERATING FUND	3,848	-	3,848	3,848	-	-
90276 CAPITAL PROJECTS - HOUSATONIC COMMUNITY COLLEGE	830	-	830	-	-	830
90293 OFFICE OF EMERGENCY MANAGEMENT OFFICE RENOVATION	67,779	-	67,779	10,927	-	56,852
AGENCY TOTAL	32,037,534	121,096,194	153,133,728	11,799,397	-	141,334,331
ATTORNEY GENERAL						
35201 CONSUMER PROTECTION CASES	718,237	73,448	791,685	63,988	-	727,697
35250 COURT SETTLEMENT AGREEMENTS	6,108,734	-	6,108,734	-	-	6,108,734
90278 CLIENT AGENCY COSTS	2,272,632	292,988	2,565,620	(736,434)	-	3,302,054
90298 SECOND INJURY	32,611	35,000	67,611	49,224	-	18,387
AGENCY TOTAL	9,132,214	401,436	9,533,650	(623,222)	-	10,156,872
DIVISION OF CRIMINAL JUSTICE						
30261 ELDER ABUSE UNIT ENHANCEMENT	16,386	59,569	75,955	25,922	-	50,033
35141 DRUG ASSETS FORFEITURE REVOLVING ACCOUNT	382,927	189,570	572,497	198,059	-	374,438
35164 SEIZED ASSETS TO SUPPORT UNDER COVER OPERATIONS	10,465	-	10,465	-	-	10,465
90165 WORKERS COMPENSATION FRAUD UNIT	1,941	467,769	469,710	469,710	-	-
90216 STOP VIOLENCE AGAINST WOMEN	20	204,804	204,824	165,526	-	39,298
90237 HARTFORD CAREER CRIMINAL PROSECUTION	5,087	(1)	5,086	5,086	-	-
90240 JUVENILE PROSECUTION ENHANCEMENT	2,765	35,299	38,064	38,064	-	-
90244 NUISANCE ABATEMENT EXPANSION	187	-	187	187	-	-
90246 REGIONALIZED INFRACTION PROGRAM EXPANSION	6,651	-	6,651	6,651	-	-
90253 ELDER ABUSE UNIT	21,733	(1)	21,732	21,732	-	-
90257 RIAPP NEW LONDON	6,823	(1)	6,822	5,648	-	1,174
90369 STATEWIDE DRUG PROSECUTION UNIT	26,250	8,750	35,000	22,500	-	12,500
90386 DATA MANAGEMENT UPGRADE - ST SHARE	-	64,825	64,825	64,825	-	-
90397 EQUIPMENT ENHANCEMENT 05 - ST	-	29,500	29,500	28,172	-	1,328
90406 TRAINING CONFERENCE GRANT - ST	-	7,500	7,500	-	-	7,500
AGENCY TOTAL	481,235	1,067,583	1,548,818	1,052,082	-	496,736
STATE MARSHAL COMMISSION						
35124 STATE MARSHAL COMMISSION	338,171	-	338,171	42,746	-	295,425
AGENCY TOTAL	338,171	-	338,171	42,746	-	295,425
DEPARTMENT OF PUBLIC SAFETY						
30007 MISCELLANEOUS GRANTS	62,211	18,022	80,233	14,467	-	65,766
30164 AIRPORT SECURITY OFFICERS	544	-	544	-	-	544
35113 INDIAN GAMING-MASHANTUCKET	144,422	2,571,832	2,716,254	2,415,021	-	301,233
35114 INDIAN GAMING-MOHEGAN	594,433	2,413,630	3,008,063	2,011,721	-	996,342
35142 DRUG ASSETS FORFEITURE REVOLVING ACCOUNT	913,134	1,344,562	2,257,696	1,128,663	-	1,129,033
35180 FIRE SCHOOL TRAINING & EDUCATION EXTENSION	400	-	400	-	-	400
35190 ENHANCED 9-1-1 TELECOMMUNICATIONS FUND	12,665,247	8,089,589	20,754,836	9,137,231	-	11,617,605
35229 COLLECT SYSTEM	963,467	309,164	1,272,631	344,527	-	928,104
35235 "EXPLORER" TROOPS	5,897	285	6,182	-	-	6,182
35238 APPLICANT FINGERPRINT CARD SUBMISSION	629,071	1,238,658	1,867,729	662,136	-	1,205,593
35241 PISTOL PERMITS - ELIGIBILITY CERTIFICATES	209	22	231	-	-	231
35242 BUILDING PERMIT APPLICATIONS - EDUCATION FEES	839,871	1,090,504	1,930,375	780,725	-	1,149,650
35244 PISTOL PERMITS - PHOTOGRAPHIC COSTS	875,501	273,380	1,148,881	325,305	-	823,576
35245 COURT REIMBURSEMENTS	259,085	21	259,106	7,085	-	252,021
90111 URBAN SEARCH AND RESCUE COMMUNICATION PROGRAM	39,479	-	39,479	33,910	-	5,569
90119 COMMUNITY POLICING PROGRAM	5,830	-	5,830	5,825	-	5
90129 DRUG ENFORCEMENT PROGRAM	467	-	467	-	-	467
90201 LOCAL OFFICER INVENTIVE PROGRAM - LOCAL	-	136,500	136,500	135,000	-	1,500
90217 VARIOUS AGENCY ADMINISTERED PROJECTS	1,163	5,138,180	5,139,343	5,136,280	-	3,063
90258 COMPUTER CRIMES INVESTIGATIVE TASK FORCE - STATE	1	-	1	-	-	1
90261 LAW ENFORCEMENT TASK FORCE - QUALITY OF LIFE	2,887	-	2,887	2,885	-	2
90264 LIVESCAN-CONNECTIVITY EXPANSION	8,656	7,680	16,336	12,225	-	4,111
90274 FIREARMS TRAFFICKING PROJECT - STATE	1,801	-	1,801	-	-	1,801
90288 DRUG ENFORCEMENT PROGRAM	1	-	1	-	-	1
90296 COOPERATIVE/COMMUNITY POLICING PROGRAM	1	10,000	10,001	2,494	-	7,507
90306 COMPUTER CRIME INVESTIGATIVE TASK FORCE - LOCAL	1,600	-	1,600	1,600	-	-
90307 STATEWIDE RADIO INTEROPERABILITY PROGRAM	-	2,594	2,594	2,594	-	-
90308 COLLECT UPGRADE SUBJECT MATTER SUPPORT	7,745	8,450	16,195	16,195	-	-
90310 FIREARMS TRAFFICKING PROJECT	6,209	3,393	9,602	9,384	-	218
90358 NARCOTICS TASK FORCE LOCAL OFFICERS INCENTIVE	4,461	-	4,461	4,460	-	1
90361 LOCAL OFFICER INCENTIVE - LOCAL LEVEL	1,501	-	1,501	1,501	-	-
90366 SATTFF-STATE LEVEL	34,404	-	34,404	29,690	-	4,714

SCHEDULE C-7

	CONTINUED AND INITIAL APPROPRIATIONS		TOTAL APPROPRIATIONS		EXPENDITURES		APPROPRIATIONS	
		ADJUSTMENTS					LAPSED	CONTINUED
90367 OFFENDER DATABASE	1,425	54,500	55,925	3,210	-	52,715		
90368 SATTI-LOCAL LEVEL	26,220	-	26,220	17,476	-	8,744		
90384 CT BUILDING CODE ENERGY TRAINING	-	2,100	2,100	2,100	-	-		
90409 COLLECT UPGRADE 3 ENHANCEMENT	-	13,200	13,200	6,506	-	6,694		
90422 AFIS TECHNICAL SUPPORT	-	2,600	2,600	-	-	2,600		
AGENCY TOTAL	18,097,343	22,728,866	40,826,209	22,250,216	-	18,575,993		
EMERGENCY MANAGEMENT AND HOMELAND SECURITY								
90430 DOT RAIL ASSESSMENT	-	166,209	166,209	-	-	166,209		
AGENCY TOTAL	-	166,209	166,209	-	-	166,209		
POLICE OFFICER STANDARDS AND TRAINING COUNCIL								
30086 RECEIPTS FOR SPECIAL PURPOSES	1,445	3,371	4,816	4,816	-	-		
90147 DRUG ENFORCEMENT TRAINING	3,348	57,435	60,783	60,197	-	586		
90383 IMPROVE JUVENILE & JUSTICE SYS	15,770	31,431	47,201	35,743	-	11,458		
AGENCY TOTAL	20,563	92,237	112,800	100,756	-	12,044		
DEPARTMENT OF MOTOR VEHICLES								
90112 NORWICH - HVAC AND ROOF REPAIRS	10,578	-	10,578	-	-	10,578		
AGENCY TOTAL	10,578	-	10,578	-	-	10,578		
MILITARY DEPARTMENT								
30202 DISTANCE LEARNING NETWORK	11,122	-	11,122	3,538	-	7,584		
35112 EQUITABLE SHARING PROGRAM - ASSET FORFEITURE	42,293	35,585	77,878	-	-	77,878		
35191 NUCLEAR EMERGENCY SAFETY FUND	7,945,969	2,462,114	10,408,083	1,643,851	-	8,764,232		
AGENCY TOTAL	7,999,384	2,497,699	10,497,083	1,647,389	-	8,849,694		
COMMISSION ON FIRE PREVENTION AND CONTROL								
35180 FIRE SCHOOL TRAINING AND EDUCATIONAL EXTENSION	582,276	828,126	1,410,402	1,090,892	-	319,510		
35192 FIRE SCHOOL AUXILIARY SERVICES	212,414	353,468	565,882	390,392	-	175,490		
AGENCY TOTAL	794,690	1,181,594	1,976,284	1,481,284	-	495,000		
DEPARTMENT OF BANKING								
35181 INVESTOR EDUCATION FUND	78,245	-	78,245	17,353	-	60,892		
35251 SEMINARS CONFERENCES SYMPOSIMS	6,570	4,685	11,255	6,570	-	4,685		
AGENCY TOTAL	84,815	4,685	89,500	23,923	-	65,577		
DEPARTMENT OF INSURANCE								
30021 INSURANCE DEPARTMENT EDUCATION	152,000	-	152,000	703	-	151,297		
35103 UTILIZATION REVIEW FEES	-	1,015,976	1,015,976	268,064	-	747,912		
35294 PREFERRED PROVIDER NETWORK	-	103,935	103,935	20,700	-	83,235		
AGENCY TOTAL	152,000	1,119,911	1,271,911	289,467	-	982,444		
DEPARTMENT OF CONSUMER PROTECTION								
30035 BEDDING AND FILLING MATERIAL	115,650	33,250	148,900	1,968	-	146,932		
30064 PUBLIC CHARITIES SETTLEMENTS	37,784	-	37,784	6,302	-	31,482		
30077 NEW AUTOMOBILE WARRANTIES	752,817	614,053	1,366,870	312,915	-	1,053,955		
30248 CONSUMER PROTECTION SETTLEMENT	377,258	201,962	579,220	132,435	-	446,785		
35113 INDIAN GAMING-MASHANTUCKET	19,157	926,903	946,060	452,149	-	493,911		
35114 INDIAN GAMING-MOHEGAN	352,867	623,230	976,097	435,940	-	540,157		
35125 CONSUMER PROTECTION ENFORCEMENT	893,052	253,946	1,146,998	271,121	-	875,877		
35143 HOME IMPROVEMENT ENFORCEMENT	1,148,731	473,610	1,622,341	800,497	-	821,844		
90142 ELECTRONIC COMMERCE PROJECT	33,051	1	33,052	1,049	-	32,003		
90160 VAPOR RECOVERY PROGRAM - STAGE 2	98,176	304,189	402,365	299,287	-	103,078		
AGENCY TOTAL	3,828,543	3,431,144	7,259,687	2,713,663	-	4,546,024		
DEPARTMENT OF LABOR								
30004 UNEMPLOYMENT LOAN INTEREST ASSESSMENT	2,934	985	3,919	-	-	3,919		
30022 CONFERENCES & SEMINARS	26,633	26,872	53,505	17,925	-	35,580		
35126 WAGE & WORKPLACE STANDARDS - CIVIL PENALTY FUND	523,371	595,522	1,118,893	735,213	-	383,680		
35267 APPRENTICESHIP REGISTRATION	78,516	419,340	497,856	443,430	-	54,426		
90135 WORKFORCE TRAINING	-	364,000	364,000	364,000	-	-		
90143 OWC RESEARCH PROJECT	6,058	-	6,058	339	-	5,719		
90151 OWC STAFF DEVELOPMENT PROJECTS	15,305	-	15,305	2,731	-	12,574		
90225 LONG ISLAND SOUND LOBSTER FISHERY	-	9,353	9,353	9,353	-	-		
90309 ENHANCED SERVICES TO BARRIERED TANF CLIENTS	4,140	777,080	781,220	346,894	-	434,326		
AGENCY TOTAL	656,957	2,193,152	2,850,109	1,919,885	-	930,224		
COMMISSION ON HUMAN RIGHTS AND OPPORTUNITIES								
35320 CHRO EVENTS ACCOUNT	-	270	270	-	-	270		
AGENCY TOTAL	-	270	270	-	-	270		
PROTECTION AND ADVOCACY FOR PERSONS WITH DISABILITIES								
30036 DISPUTE RESOLUTION PROJECT	500	-	500	-	-	500		
30049 KOLODNEY BEQUEATH FUNDS	-	9,526	9,526	-	-	9,526		
AGENCY TOTAL	10,026	-	10,026	-	-	10,026		
OFFICE OF THE CHILD ADVOCATE								
30005 CHILD ADVOCATE DONATIONS ANCILLARY FUND	400	-	400	-	-	400		
AGENCY TOTAL	400	-	400	-	-	400		

	CONTINUED		TOTAL	EXPENDITURES	APPROPRIATIONS	
	AND INITIAL	APPROPRIATION			APPROPRIATIONS	LAPSED
	APPROPRIATIONS	ADJUSTMENTS	APPROPRIATIONS			
WORKER'S COMPENSATION COMMISSION						
30050 WORKERS COMPENSATION SEMINARS	34,864	-	34,864	-	-	34,864
90120 OCCUPATIONAL DISEASE SURVEILLANCE PROGRAM	-	97,081	97,081	97,081	-	-
AGENCY TOTAL	34,864	97,081	131,945	97,081	-	34,864
DEPARTMENT OF AGRICULTURE						
30023 AGRICULTURE EXPOSITION	43,409	-	43,409	3,305	-	40,104
30096 EXPORT COMMODITY PROGRAM SUPPORT	117	-	117	-	-	117
30108 MAINTENANCE REPAIR AND IMPROVEMENT	58,437	32,525	90,962	-	-	90,962
35127 ANIMAL POPULATION CONTROL ACCOUNT	479,945	811,007	1,290,952	594,151	-	696,801
35144 CONNECTICUT CREATIVE STORE	20,182	170	20,352	51	-	20,301
35155 CONNECTICUT SEAFOOD ADVISORY COUNCIL	1,068	1,658	2,726	1,197	-	1,529
35310 EXPAND & GROW AG ACCOUNT	-	47,678	47,678	2,778	-	44,900
35311 ANIMAL ABUSE COST RECOVERY	-	33,360	33,360	-	-	33,360
35316 CT FARM ROAD MAP & WEBSITE	-	33,500	33,500	1,318	-	32,182
90121 WATER QUALITY TESTING - LABORATORY	59,656	-	59,656	9,245	-	50,411
90136 NUCLEAR EMERGENCY FUNDING	168	-	168	-	-	168
AGENCY TOTAL	662,982	959,898	1,622,880	612,045	-	1,010,835
DEPARTMENT OF ENVIRONMENTAL PROTECTION						
30007 MISCELLANEOUS GRANTS	40,576	-	40,576	6,692	-	33,884
30022 CONFERENCES & SEMINARS	148,690	-	148,690	(13,037)	-	161,727
30037 SHAD STUDY - CONNECTICUT RIVER	33,633	-	33,633	-	-	33,633
30109 NUCLEAR SAFETY PROGRAM	196,679	1,185,399	1,382,078	655,389	-	726,689
30115 RECREATION & NATURAL HERITAGE PROGRAM	765,054	1,001	766,055	10,766	-	755,289
30125 DIGITAL MAP GENERATION	13,248	-	13,248	3,096	-	10,152
30133 TOPSMEAD OPERATIONS	1,535	49,925	51,460	50,729	-	731
30147 JOINT ENFORCEMENT AGREEMENT	71,237	442,900	514,137	80,979	-	433,158
30165 RESTORE GILLETTE CASTLE PAINTINGS	3,500	-	3,500	-	-	3,500
30177 KELLOGG CONSERVATION PROGRAM	25,871	350,001	375,872	264,696	-	111,176
30203 OSBORNE CENTER DONATIONS	54,186	20,901	75,087	17,173	-	57,914
30213 NATURAL DIVERSITY BASE INVENTORIES	15,481	8,500	23,981	748	-	23,233
30221 ENVIRONMENTAL EDUCATION ACTIVITIES	72,282	34,739	107,021	51,325	-	55,696
30227 WHITE SANCTUARY PROGRAM	85	86,991	87,076	(6,712)	-	93,788
30249 ENVIRONMENTAL HEALTH ASSESSMENT	45,192	-	45,192	-	-	45,192
30255 HARKNESS MEMORIAL STATE PARK	23,534	19,450	42,984	25,087	-	17,897
30271 NON-HARVESTED WILDLIFE	13,237	230	13,467	-	-	13,467
30276 LARKIN BRIDLE TRAIL	8,528	2,130	10,658	-	-	10,658
30283 MONITORING OF EMISSIONS	425,878	27,701	453,579	2,329	-	451,250
30312 CONTRIBUTION OR DONATION - COMMISSIONERS OFFICE	144,228	50	144,278	57,540	-	86,738
30314 CONTRIBUTION/DONATION FINANCIAL SUPPORT	54,278	6,247	60,525	-	-	60,525
30319 CONTRIBUTION/DONATION BUR NATIONAL REST AREA	454,705	55,306	510,011	82,643	-	427,368
30320 CONTRIBUTION/DONATION OUTDOOR RECREATION	91,009	493,014	584,023	17,462	-	566,561
30323 CONTRIBUTION/DONATION WATER MANAGEMENT	83,770	12,500	96,270	-	-	96,270
30324 CONTRIBUTION/DONATION WASTE MANAGEMENT	7,682	57,000	64,682	5,308	-	59,374
30331 BELDING WILDLIFE MANAGEMENT AREA	8,886	117,209	126,095	48,654	-	77,441
35128 ENVIRONMENTAL CONSERVATION EDUCATION PROGRAM	97,084	32,899	129,983	65,632	-	64,351
35145 WETLANDS RESTORATION, PROJECTION	53,886	26,880	80,766	17,184	-	63,582
35169 ENVIRONMENTAL SETTLEMENTS	9,183,080	4,669,904	13,852,984	682,303	-	13,170,681
35182 SOIL CONSERVATION EQUIPMENT	71,858	-	71,858	-	-	71,858
35193 FOREST FIRE FIGHTING EQUIPMENT	28,787	19,715	48,502	23,412	-	25,090
35197 GEOLOGICAL/NATURAL HISTORY PUBLICATIONS	46,336	122,811	169,147	108,446	-	60,701
35202 RECREATION AND NATURAL HERITAGE STEWARDSHIP	772,630	(56,568)	716,062	62,222	-	653,840
35209 CLEAN AIR ACT	11,629,076	6,613,343	18,242,419	4,745,004	-	13,497,415
35211 LONG ISLAND SOUND DONATIONS	26,231	-	26,231	-	-	26,231
35212 ENDANGERED SPECIES/NATURAL AREA PRESERVATION	245,938	55,034	300,972	37,424	-	263,548
35213 STATIONARY AIR EMISSIONS MONITORING	13,482,893	1,308,748	14,791,641	3,662,884	-	11,128,757
35214 CONSERVATION TRUSTS	1,199	-	1,199	-	-	1,199
90149 LOW LEVEL RADIOACTIVE WASTE MANAGEMENT	19	-	19	-	-	19
AGENCY TOTAL	38,442,001	15,763,960	54,205,961	10,765,378	-	43,440,583
COUNCIL ON ENVIRONMENTAL QUALITY						
30006 MISCELLANEOUS DONATIONS	21,221	-	21,221	17,249	-	3,972
AGENCY TOTAL	21,221	-	21,221	17,249	-	3,972
CONNECTICUT HISTORICAL COMMISSION						
35129 MUSEUM ENHANCEMENT FUND	(25)	25	-	-	-	-
AGENCY TOTAL	(25)	25	-	-	-	-
COMMISSION ON ARTS, TOURISM, CULTURE, HISTORY AND FILM						
30007 MISCELLANEOUS GRANTS	169,217	11,454	180,671	345	-	180,326
30025 NATIONAL REGISTER INVENTORY FUND	800	-	800	-	-	800
30051 PLAQUE SALES	12,216	3,051	15,267	7,000	-	8,267
30078 SCULPTURE SURVEY	1,573	-	1,573	-	-	1,573
30087 ROCHAMBEAU PROJECT	21,188	1,949	23,137	10,696	-	12,441
30110 QUINEBAUG-SHETUCKET HERITAGE GR	45	-	45	45	-	-
30134 FREEDOM TRAIL	2,607	-	2,607	-	-	2,607
30151 HISTORICAL RESOURCE INVENTORY	250	-	250	-	-	250
30207 TOURISM COUNCIL'S SCHOLARSHIP	47,850	393	48,243	1,735	-	46,508
30281 DONATIONS-OTHER	209	-	209	-	-	209
35129 MUSEUM ENHANCEMENT FUND	53,750	92,631	146,381	50,913	-	95,468
35157 TOURISM ACCOUNT	-	50	50	(12,244)	-	12,294
35165 PUBLICIZE FREEDOM TRAIL	10,000	-	10,000	-	-	10,000
35185 LILA WALLACE READER DIGEST	173,584	167,000	340,584	144,792	-	195,792

	CONTINUED AND INITIAL APPROPRIATION		TOTAL APPROPRIATIONS	EXPENDITURES	APPROPRIATIONS	
	APPROPRIATIONS	ADJUSTMENTS			LAPSED	CONTINUED

35219 CRT OPERATIONS IMPROVEMENT PROJECT-3	-	283	283	-	-	283
90222 ART IN PUBLIC SPACES	202,148	-	202,148	-	-	202,148
90226 CT COLLECTION	67,749	-	67,749	953	-	66,796
AGENCY TOTAL	763,186	276,811	1,039,997	204,235	-	835,762

DEPARTMENT OF ECONOMIC AND COMMUNITY DEVELOPMENT

30008 BRIDGEPORT DOWNTOWN DEVELOPMENT PLAN	250,000	-	250,000	-	-	250,000
30026 EASTERN STATES EXPOSITION	45,889	67,900	113,789	47,277	-	66,512
30098 NAUGATUCK VALLEY LOANS	1,776,801	9,874	1,786,675	125,000	-	1,661,675
30178 INTERNATIONAL TRADE ACCOUNT	53,499	-	53,499	-	-	53,499
30207 TOURISM COUNCIL'S SCHOLARSHIP	417	123	540	-	-	540
30322 HARTFORD CIVIC CENTER REDEVELOPMENT PROJECT	9,966	-	9,966	9,942	-	24
30336 SOUTHTON INDUSTRIAL PARK STUDY	15,245	-	15,245	7,688	-	7,557
35130 DRY CLEANING ESTABLISHMENT REMEDIATION	3,381,360	800,124	4,181,484	268,477	-	3,913,007
35146 JOB INCENTIVE	329	84	413	-	-	413
35157 TOURISM	215,136	22	215,158	121,003	-	94,155
35170 MRD ESCROW	1,995,515	697	1,996,212	-	-	1,996,212
35173 MRS ESCROW	10,107	139	10,246	-	-	10,246
35175 DRY CLEANING ESTABLISHMENT REMEDIATION - ADMIN	654,326	1	654,327	155,730	-	498,597
35194 CONNECTICUT FILM VIDEO & MEDIA OFFICE	(55,436)	-	(55,436)	(55,436)	-	-
90131 CENTER FOR MANUFACTURING NETWORKS AT CCSU	15,746	-	15,746	-	-	15,746
90144 NAUGATUCK VALLEY ADMINISTRATION	58,861	125,000	183,861	112,491	-	71,370
90192 HAZARDOUS WASTE SITE CLEAN UP	196,152	-	196,152	-	-	196,152
90225 LONG ISLAND SOUND LOBSTER FISHERY	84,861	-	84,861	84,861	-	-
90338 SUPPORTIVE HOUSING PILOT PROGRAM	1,475,000	-	1,475,000	1,475,000	-	-
AGENCY TOTAL	10,183,774	1,003,964	11,187,738	2,352,033	-	8,835,705

CONNECTICUT DEVELOPMENT AUTHORITY

30009 INDUSTRIAL ASSISTANCE	(320,537)	4,160,000	3,839,463	3,444,320	-	395,143
AGENCY TOTAL	(320,537)	4,160,000	3,839,463	3,444,320	-	395,143

CONNECTICUT AGRICULTURAL EXPERIMENT STATION

30052 LYME DISEASE RESEARCH	61,923	(1)	61,922	23,850	-	38,072
30066 CONTROL OF TICKS	15,000	-	15,000	-	-	15,000
30099 RESEARCH IN PLANT SCIENCE	307,369	191,369	498,738	199,882	-	298,856
30116 ADMINISTRATION OF GRANTS	44,905	213	45,118	(172,397)	-	217,515
30306 NOVEL STRATEGIES LYME DISEASE PREVENTION	50,354	-	50,354	-	-	50,354
30381 L2 WEST NILE RESEARCH	-	6,000	6,000	740	-	5,260
30388 WEST NILE VIRUS RESEARCH	-	28,480	28,480	1,667	-	26,813
AGENCY TOTAL	479,551	226,061	705,612	53,742	-	651,870

DEPARTMENT OF PUBLIC HEALTH

30010 TUBERCULOSIS CARE CONTRIBUTIONS	5,000	-	5,000	-	-	5,000
30038 INFANT NUTRITION INITIATIVE	94,058	-	94,058	6,759	-	87,299
30067 HEPATITIS C PROGRAM	12,276	-	12,276	-	-	12,276
30088 MULTICULTURAL SUMMIT	4,368	-	4,368	-	-	4,368
30100 SMOKING CESSATION	161,269	17,000	178,269	165,280	-	12,989
30117 SMOKING COUNTERMARKETING	87,500	-	87,500	-	-	87,500
30166 CULTURAL DIVERSITY & ORAL HEALTH CARE ACCESS	1	-	1	-	-	1
30187 PANDEMIC INFLUENZA: A PLANNING GUIDE	7,594	-	7,594	2,587	-	5,007
30216 EMERGENCY MEDICAL TECHNICIAN PROGRAM	44,447	-	44,447	(9,123)	-	53,570
30222 CHRONIC DISEASE EPIDEMIOLOGIST	(6,454)	-	(6,454)	-	-	(6,454)
30232 WOMAN'S HEALTH SUMMIT	2,094	-	2,094	-	-	2,094
30240 ENVIRONMENTAL ENHANCEMENT - FOODBORNE OUTBREAK	18,658	-	18,658	-	-	18,658
30309 PREVENTION RESEARCH COLLABORATION	9,944	-	9,944	2,475	-	7,469
30310 ANNUAL EMERGING INFECTIONS MEETING	684	-	684	-	-	684
30330 AETNA FOUNDATION - COMMUNITY DIABETES EDUCATION	15,522	-	15,522	8,971	-	6,551
30348 DENTAL LOAN REPAYMENT PROGRAM	5,249	100,000	105,249	21,875	-	83,374
30366 CARE GIVER CONFERENCE	15,416	15	15,431	-	-	15,431
35131 RAPE CRISIS SERVICES	18,147	161,952	180,099	-	-	180,099
35147 BREAST CANCER - INCOME TAX CONTRIBUTION	215,720	80,292	296,012	96,342	-	199,670
35158 OSTEOPOROSIS AWARENESS AND EDUCATION	2,345	-	2,345	-	-	2,345
35177 BREAST & CERVICAL CANCER TREATMENT	4,874	-	4,874	-	-	4,874
35226 AIDS RESEARCH EDUCATION FUND	164,994	42,215	207,209	65,571	-	141,638
35231 ADULT BLOOD LEAD EPIDEMIOLOGY/SURVEILLANCE	799	18,706	19,505	15,740	-	3,765
35249 EARLY CHILDHOOD ORAL HEALTH TRAINING	165,371	347,983	513,354	423,098	-	90,256
35254 ASTHMA CONFERENCE	2,000	-	2,000	-	-	2,000
35265 INDOOR AIR PROGRAM ANNUAL MEETING	376	-	376	-	-	376
35301 CAPITALIZATION INTEREST FLOAT CONTRACT GO 2004 B	-	401,419	401,419	-	-	401,419
35305 MEDCO SETTLEMENT	-	401,419	401,419	252,754	-	148,665
35307 SEXUAL ASSAULT VICTIMS ACCOUNT	-	5,873	5,873	-	-	5,873
35324 STEM CELL RESEARCH	-	20,000,000	20,000,000	-	-	20,000,000
42003 NORTHWESTERN REPAIRS FOR FOUNDERS HALL	(1,714)	-	(1,714)	-	-	(1,714)
90175 COMPUTER TRAINING FOR PI UNION MEMBERS	1,652	-	1,652	-	-	1,652
90221 DAY CARE LICENSING	(94,641)	498,679	404,038	609,160	-	(205,122)
90238 ENVIRONMENTAL TEST - THE UNIVERSITY OF CONNECTICUT	856	-	856	856	-	-
90295 ENHANCED 911 TELECOMMUNICATIONS FUND	880,740	125,000	1,005,740	209,091	-	796,649
90296 COOP/COMMUNITY POLICING PROGRAM	-	62,500	62,500	-	-	62,500
90299 OCCUPATIONAL HEALTH CLINICS	14,599	64,720	79,319	54,856	-	24,463
90333 CLINICAL FUSION TRAINING	786	-	786	786	-	-
90335 INTIMATE PARTNER VIOLENCE PREVENTION	50,000	30,000	80,000	50,000	-	30,000
AGENCY TOTAL	1,904,530	22,357,773	24,262,303	1,977,078	-	22,285,225

	CONTINUED AND INITIAL		TOTAL	EXPENDITURES	APPROPRIATIONS	
	APPROPRIATIONS	ADJUSTMENTS			APPROPRIATIONS	LAPSED
OFFICE OF HEALTH CARE ACCESS						
30329 HEALTHCARE INITIATIVE EXPANSION, VALUE & EFFICIENCY	30,359	-	30,359	-	-	30,359
90247 CONNECTICUTS ACUTE CARE HOSPITALS - SERVICE TRENDS	328	-	328	-	-	328
AGENCY TOTAL	30,687	-	30,687	-	-	30,687
DEPARTMENT OF MENTAL RETARDATION						
30006 DONATIONS	2,025	90,714	92,739	-	-	92,739
30089 PCMR TEAM CT	377	-	377	-	-	377
30101 DEVELOPMENTAL DISABILITIES CONFERENCES	5,191	188	5,379	5,079	-	300
30112 SELF-DETERMINATIONS CONFERENCE	1,855	13,646	15,501	3,080	-	12,421
30118 CAMP QUINEBAUG DONATION	19,159	29,000	48,159	16,675	-	31,484
30135 DONATIONS - ARTWORK EXHIBITION	1,000	-	1,000	1,000	-	-
30161 SELF-DETERMINATION - DEVELOPMENTAL DISABILITIES	6,486	-	6,486	1,296	-	5,190
30378 CT YOUTH LEADERSHIP PROJECT	-	18,410	18,410	18,410	-	-
35159 FAMILY DEVELOPMENT TRAINING & CREDENTIALING	3,616	-	3,616	-	-	3,616
90122 QWL - EMPLOYEE ASSISTANCE PROGRAM	58,557	-	58,557	58,557	-	-
90132 QUALITY OF WORK LIFE	99,289	-	99,289	72,731	-	26,558
90137 1199 EDUCATION & TRAINING TECHNOLOGY GRANT	11,471	-	11,471	-	-	11,471
90162 GOVERNOR'S CAREER INTERNSHIP PROGRAM	2,755	-	2,755	-	-	2,755
90166 PRE-PLACEMENT PHYSICALS & JOB DESCRIPTION REWRITES	-	17,600	17,600	17,600	-	-
90212 SPECIAL TRAINING FOR THE DEAF & BLIND	8,355	33,600	41,955	41,955	-	-
AGENCY TOTAL	220,136	203,158	423,294	236,383	-	186,911
DEPARTMENT OF MENTAL HEALTH AND ADDICTION SERVICES						
30011 GENERAL EDUCATION	5,688	-	5,688	-	-	5,688
30012 MISCELLANEOUS PRIVATE DONATION	287	501	788	(8,800)	-	9,588
30068 CONTINUING MEDICAL EDUCATION	104	-	104	-	-	104
30090 CHAPLAINCY EDUCATION	3,517	-	3,517	-	-	3,517
30140 DRUG RESEARCH FOR SCHIZOPHRENIA	20,605	-	20,605	13,840	-	6,765
30153 ZIPRAZIDONE & HALOPERIDOL INPATIENT RESEARCH	71,762	-	71,762	50,365	-	21,397
30157 ZIPRAZIDONE OUTPATIENT RESEARCH	9,203	-	9,203	4,907	-	4,296
30174 PRIVATE DONATIONS - BLUE HILLS HOSPITAL	4,590	-	4,590	4,590	-	-
30179 HAMDEN BASED OUTPATIENT MENTAL HEALTH SERVICES	-	30,000	30,000	(60,000)	-	90,000
30199 ATYPICAL ANTI-PSYCHOTIC MEDICATIONS OUTCOME	13,798	-	13,798	2,475	-	11,323
30262 OLMSTEAD FINANCIAL SUPPORT AWARD	-	20,000	20,000	20,000	-	-
30268 ACT - DUALLY DIAGNOSED CLIENTS - LONG TERM FOLLOW-UP	178,235	153,653	331,888	191,438	-	140,450
30272 PACCT	35,217	33,508	68,725	68,134	-	591
30358 RECOVERY PURCHASING PROJECT	50,000	110,000	160,000	65,000	-	95,000
30367 OFFICE PROBATE COURT POSTDOCTORAL	-	23,000	23,000	23,000	-	-
30368 FATHER INVOLVE INT STATE OF CA	-	96,939	96,939	96,939	-	-
30376 J&J DARTMOUTH COMMUNITY MH PROGRAM	-	59,703	59,703	40,401	-	19,302
30384 PERF PARTNERSHIP GRANT PILOT EVALUATION	-	70,000	70,000	36,880	-	33,120
35148 DRUG ASSETS FORFEITURE REVOLVING ACCOUNT	350,574	383,222	733,796	563,011	-	170,785
35160 COMMUNITY MENTAL HEALTH STRATEGIC INVESTMENT	3,056,057	2,104,791	5,160,848	4,301,658	-	859,190
35166 PRE-TRIAL ACCOUNT	3,904,180	3,675,292	7,579,472	3,336,756	-	4,242,716
35198 COMPULSIVE GAMBLERS PROGRAM	221,504	1,375,167	1,596,671	1,472,426	-	124,245
35319 PROCEEDS FAIRFIELD HILLS SALE	-	2,037,500	2,037,500	-	-	2,037,500
90123 QUALITY OF WORK LIFE	54,308	33,449	87,757	40,293	-	47,464
90153 FITNESS CENTER	1,281	-	1,281	-	-	1,281
90170 SDE FUNDING	6,849	526,852	533,701	482,264	-	51,437
90213 HEALTH EDUCATION FOR RECOVERY	766	-	766	-	-	766
90231 SUPPORT PROGRAMS FOR SHARED POPULATIONS	5,808,993	1,576,364	7,385,357	835,068	-	6,550,289
90239 TOBACCO SETTLEMENT FUNDS	1,732	-	1,732	-	-	1,732
90245 RESIDENTIAL SUBSTANCE ABUSE TREATMENT SERVICES	21,824	4,891,367	4,913,191	4,891,392	-	21,799
90250 FATHERHOOD INITIATIVE PROJECT	7,500	-	7,500	-	-	7,500
90265 YOUNG OFFENDER MODEL - STATE	65,677	-	65,677	62,486	-	3,191
90317 WILLIMANTIC TREATMENT ADVOCATE FEDERAL	2,500	-	2,500	2,500	-	-
90364 ALTERNATE DRUG INTERVENTION - STATE	29,028	18,750	47,778	47,778	-	-
90390 CIT PRE-DIVERSION - STATE	-	98,438	98,438	117,437	-	(18,999)
90393 DOC-NIC SETTLEMENT AGREEMENT	-	276,951	276,951	51,787	-	225,164
90408 TRANSITIONAL C.M. PROGRAM STATE	-	41,750	41,750	25,000	-	16,750
90416 RESIDENTIAL SA TREATMENT SERVICE DOC CLIENTS	-	1,376,365	1,376,365	1,376,365	-	-
90425 MH ALTERNATIVE TO INCARCERATION	-	500,000	500,000	174,397	-	325,603
90426 PSYCHOLOGICAL, PSYCHOSEXUAL EVALUATION	-	20,000	20,000	-	-	20,000
90427 CT JUVENILE TRAINING SCHOOL	-	164,049	164,049	164,049	-	-
AGENCY TOTAL	13,925,779	19,697,611	33,623,390	18,493,836	-	15,129,554
DEPARTMENT OF TRANSPORTATION						
35304 TSB PROJECTS FUND	-	128,217	128,217	-	-	128,217
AGENCY TOTAL	-	128,217	128,217	-	-	128,217
DEPARTMENT OF SOCIAL SERVICES						
30022 CONFERENCE FEES	22,359	-	22,359	-	-	22,359
30091 OUT-STATIONED ELIGIBILITY WORKERS	207,121	788,324	995,445	607,728	-	387,717
30103 FATHERHOOD INITIATIVE DONATIONS	25,000	-	25,000	217	-	24,783
30148 DARTMOUTH SUPPORTED EMPLOYMENT	29,913	-	29,913	-	-	29,913
30211 TRAVELERS GROUP	1,229	-	1,229	-	-	1,229
30214 CONTINUED ACCESS FOR CONNECTICUT FAMILIES	62,748	39,975	102,723	100,000	-	2,723
30217 CHILDRENS BEHAVIORAL HEALTH REFORM INITIATIVE	80,000	-	80,000	30,000	-	50,000
30228 SUPPORT SYSTEM FOR EARLY CARE PROJECT	74,939	500	75,439	1,235	-	74,204
30234 COMMISSION ON AGING DONATIONS	3,147	12,320	15,467	6,891	-	8,576
30242 RELATIVES AS PARENTS PROGRAM	5	-	5	-	-	5
30253 WESTAT PERFORMANCE OUTCOME MEASURES	282	-	282	-	-	282
30274 MANAGED CARE ORGANIZATION REINVESTMENT	1,396,765	-	1,396,765	95,000	-	1,301,765

	CONTINUED AND INITIAL APPROPRIATIONS		TOTAL APPROPRIATIONS	EXPENDITURES	APPROPRIATIONS	
	ADJUSTMENTS	ADJUSTMENTS			LAPSED	CONTINUED
30291 DMHAS REHABILITATION EMPLOYMENT PROJECT	(5,284)	69,652	64,368	63,542	-	826
30334 ACS HEALTHCARE	-	16,584	16,584	16,584	-	-
30345 MYLAN LAB ALZHEIMERS	463,831	-	463,831	244,114	-	219,717
35132 SHELTER SERVICES FOR VICTIMS OF HOUSEHOLD ABUSE	126,383	210,179	336,562	125,726	-	210,836
35161 HOPWA FUNDS FROM THE CITY OF HARTFORD	24,134	-	24,134	-	-	24,134
35167 SAFETY NET SERVICES ACCOUNT	166,974	27,585	194,559	-	-	194,559
35183 PSYCHIATRIC REINSURANCE PAYMENTS - MEDICAID	135,342	22,488,299	22,623,641	21,200,520	-	1,423,121
35225 ORGAN TRANSPLANT	9,968	34,073	44,041	44,041	-	-
35308 BRAIN INJURY PREVENTION AND SVC ACCOUNT	-	116,093	116,093	-	-	116,093
90163 MISCELLANEOUS PRIVATE FUNDING	-	11,000	11,000	8,921	-	2,079
90214 SECURITY DEPOSIT PROGRAM	38,791	-	38,791	38,791	-	-
90248 EMPLOYMENT SERVICES SPECIAL BENEFITS	-	880,000	880,000	880,000	-	-
90255 DOL WELFARE TO WORK TRANSPORTATION	52,431	-	52,431	-	-	52,431
90275 CHILDRENS BEHAVIORAL HEALTH	287,220	-	287,220	-	-	287,220
90294 ABI WAIVER	158,000	-	158,000	25,000	-	133,000
AGENCY TOTAL	3,361,298	24,694,584	28,055,882	23,488,310	-	4,567,572

SOLDIERS, SAILORS AND MARINES

30012 PRIVATE DONATIONS	2,385	930	3,315	-	-	3,315
AGENCY TOTAL	2,385	930	3,315	-	-	3,315

DEPARTMENT OF EDUCATION

30007 MISCELLANEOUS GRANTS	1,308	-	1,308	8	-	1,300
30141 NEW OPPORTUNITIES FOR WATERBURY (NOW) - BVTP - CNA	1,731	29,501	31,232	24,505	-	6,727
30215 REWARDING YOUTH ACHIEVEMENT	3,085	-	3,085	3,085	-	-
30224 BRIDGEPORT 21ST CENTURY GRANT	101	-	101	101	-	-
30247 POTENTIAL RESEARCH - BEGINNING TEACHERS PORTFOLIOS	11,300	-	11,300	11,183	-	117
30251 KAYNOR FAMILY FUND DIGITAL CLASSROOMS	71,314	-	71,314	65,759	-	5,555
30254 THE CHARLES E GOOLEY MENTORSHIP PROGRAM	9,174	-	9,174	-	-	9,174
30256 STATE ACTION FOR EDUCATION LEADERSHIP PROJECT	6,378	199,999	206,377	118,149	-	88,228
30279 SAFE LEARNING GRANT	61,674	-	61,674	15,594	-	46,080
30287 CONNECTICUT TEACHER OF THE YEAR PROGRAM	5,864	23,500	29,364	22,514	-	6,850
30292 LONG LANE EXPLORATORY	-	8,749	8,749	4,238	-	4,511
30332 SHOP EDUCATIONAL PROGRAM	2,260	-	2,260	2,171	-	89
30341 DRUG FREE COMMUNITIES SUPPORT	1,600	-	1,600	-	-	-
30351 STATEWIDE AFTER SCHOOL NETWORK	74,261	75,000	149,261	59,261	-	90,000
30385 JORDAN FUNDAMENTALS GRANT	-	2,500	2,500	2,270	-	230
30386 GRASSO TECH PHOTON 2	-	2,000	2,000	2,000	-	-
30387 EMILY HALL TREMAINE FOUNDATION	-	25,000	25,000	23,439	-	1,561
30390 CTHSS TEACHER OF THE YEAR	-	2,000	2,000	2,000	-	-
30397 SCHOOL CONSTRUCTION BIRT 826	-	52,620	52,620	-	-	52,620
35184 TECHNICAL SCHOOL LUNCHES	221,186	2,000,000	2,221,186	2,144,512	-	76,674
90188 COMPOSTING PROJECT - ABBOTT RVTS	2	(1)	1	1	-	-
90218 INTERDISTRICT COOPERATION INTRA-AGENCY TRANSFER	1,000	115,000	116,000	111,466	-	4,534
90242 DSS SCHOOL READINESS	964	1,141,486	1,142,450	1,142,450	-	-
90289 TECHNICAL INFRASTRUCTURE SCHOOL WIRING	-	-	-	(9)	-	9
90423 PRIORITY SCHOOL DISTRICT/INTRA AGENCY	-	75,000	75,000	59,290	-	15,710
AGENCY TOTAL	473,202	3,752,354	4,225,556	3,815,587	-	409,969

BOARD OF EDUCATION AND SERVICES FOR THE BLIND

30013 LIONS CLUBS WORKSHOP FUND	9	3	12	12	-	-
30030 FEUCHTWANGER FUND	7,126	130	7,256	-	-	7,256
30042 FRAUENHOFER FUND	17,184	312	17,496	-	-	17,496
30056 NEW HAVEN COUNTY COTTON FUND	100,608	73,281	173,889	-	-	173,889
30070 GRANTS	32,431	28,657	61,088	3,040	-	58,048
30092 SARA BROWN FUND	258,570	4,710	263,280	6,953	-	256,327
30104 CHARLES PRECOURT MEMORIAL FUND	3,406	63	3,469	-	-	3,469
30113 ANN CROTEAU MEMORIAL FUND	8,109	148	8,257	389	-	7,868
30129 LOW VISION CENTER	122	-	122	122	-	-
30142 SUMMER INDEPENDENT LIVING PROGRAM FOR CHILDREN	4,308	-	4,308	-	-	4,308
30145 BLACKFORD TRUST	27,182	11,500	38,682	11,766	-	26,916
35133 SALES AND SERVICES - INDUSTRIES	665,548	-	665,548	-	-	665,548
35149 SALES AND SERVICES - BUSINESS ENTERPRISE PROGRAM	3,230,705	2,229,823	5,460,528	2,838,909	-	2,621,619
90171 DMR BIRTH TO 3 SERVICE COORDINATION	84,573	2,369	86,942	17,376	-	69,566
90312 MARY C COLLINS FUND	132,518	-	132,518	4,198	-	128,320
AGENCY TOTAL	4,572,399	2,350,996	6,923,395	2,882,765	-	4,040,630

COMMISSION ON THE DEAF AND HEARING IMPAIRED

30006 MISCELLANEOUS DONATIONS	330	(1)	329	-	-	329
30031 EDUCATIONAL & CULTURAL EVENTS	1,565	725	2,290	915	-	1,375
30043 TELECOMMUNICATIONS EQUIPMENT	22,347	-	22,347	6,514	-	15,833
30057 TELEPHONE-TELETYPE MESSAGE RELAY SERVICE	701	-	701	-	-	701
90139 DSS REORGANIZATION	24	-	24	-	-	24
AGENCY TOTAL	24,967	724	25,691	7,429	-	18,262

STATE LIBRARY

30007 MISCELLANEOUS GRANTS	1,025	12,465	13,490	10,970	-	2,520
30082 CONNECTICUT STATE LIBRARY ACCOUNT	93,592	4,198	97,790	2,409	-	95,381
30093 STATE LIBRARY INSTITUTIONAL ACCOUNT	2,073,842	41,560	2,115,402	61,089	-	2,054,313
30152 CONNECTICUT UNION LIST OF SERIALS	17,261	18,200	35,461	15,750	-	19,711
30175 CHILDREN'S INFORMATION WEBSITE	35,329	-	35,329	270	-	35,059
30365 GATES FOUNDATION	15,460	-	15,460	15,460	-	-
30375 CONNECTICUT HISTORY ONLINE	-	30,698	30,698	30,698	-	-
30389 STAYING CONNECTED	-	163,680	163,680	47,975	-	115,705

	CONTINUED AND INITIAL		TOTAL	EXPENDITURES	APPROPRIATIONS	
	APPROPRIATIONS	ADJUSTMENTS			APPROPRIATIONS	LAPSED
35150 HISTORIC DOCUMENTS PRESERVATION ACCOUNT	3,926,934	2,037,737	5,964,671	2,066,872	-	3,897,799
AGENCY TOTAL	6,163,443	2,308,538	8,471,981	2,251,493	-	6,220,488
DEPARTMENT OF HIGHER EDUCATION						
30014 MISCELLANEOUS GRANTS	23,177	2,850	26,027	5,352	-	20,675
30032 GERMANY SISTER STATE EXCHANGE PROGRAM	76,665	12,480	89,145	26,434	-	62,711
30058 REPAYMENT OF DOUGLAS TEACHER LOANS	67,593	830	68,423	-	-	68,423
30072 ALTERNATE ROUTE TO CERTIFICATION	717,590	772,822	1,490,412	958,930	-	531,482
30360 PRIVATE OCCUPATIONAL SCHOOL LETTER OF CREDIT	10,000	10,000	20,000	-	-	20,000
35135 PRIVATE OCCUPATIONAL SCHOOL STUDENT PROTECTION	2,590,718	320,231	2,910,949	284,543	-	2,626,406
35151 CONNECTICUT FUTURES	2,403,669	43,790	2,447,459	-	-	2,447,459
AGENCY TOTAL	5,889,412	1,163,003	7,052,415	1,275,259	-	5,777,156
CHARTER OAK COLLEGE						
30119 DAVIS GRANT	8,054	133,000	141,054	7,711	-	133,343
35186 BOARD FOR STATE ACADEMIC AWARDS OPERATING FUND	1,871,768	7,120,183	8,991,951	7,655,703	-	1,336,248
35289 CTDLC OPERATIONS	-	2,822,790	2,822,790	2,020,291	-	802,499
90140 DHE-CONNCAS GRANT	150	10,250	10,400	10,400	-	-
AGENCY TOTAL	1,879,972	10,086,223	11,966,195	9,694,105	-	2,272,090
DEPARTMENT OF CORRECTION						
30015 CORRECTION MEMORIAL FUND	8,880	25,958	34,838	9,683	-	25,155
30022 SEMINARS & CONFERENCES	25	-	25	-	-	25
30073 SALE OF ENFIELD PROPERTY	37,750	-	37,750	-	-	37,750
30158 NELLIE-MAE FOUNDATION - ABE TO COLLEGE TRANSITION	33	-	33	-	-	33
30200 JOB OPPORTUNITIES PROGRAM	14,829	19,262	34,091	28,860	-	5,231
30315 ADULT BASIC EDUCATION TO COLLEGE TRANSITION GRANT	26,024	49,158	75,182	48,630	-	26,552
35137 CORRECTIONAL GENERAL WELFARE FUND	133,263	3,839,050	3,972,313	379,903	-	3,592,410
35187 CULINARY ARTS PROGRAM	375,423	70,695	446,118	345,408	-	100,710
90116 AUTOMATED CASE NOTES	2,200	-	2,200	-	-	-
90158 VOITIS DRUG TREATMENT	7,598	67,380	74,978	38,759	-	36,219
90314 RESIDENTIAL SUBSTANCE ABUSE TREATMENT - PRISONERS	62,872	236,874	299,746	206,539	-	93,207
90330 TECH PREP BERGIN CI	2,093	2,250	4,343	4,324	-	19
90371 VOITIS DRUG TREATMENT	52,000	-	52,000	52,000	-	-
90396 DNA TESTING PROJECT - STATE	-	17,499	17,499	14,978	-	2,521
90407 SUPPORTIVE HOUSING - STATE	-	45,039	45,039	40,040	-	4,999
90420 FUGITIVE TASK FORCE - STATE	-	6,000	6,000	-	-	6,000
AGENCY TOTAL	722,990	4,379,165	5,102,155	1,171,324	-	3,930,831
DEPARTMENT OF CHILDREN AND FAMILIES						
30016 WILDERNESS SCHOOL PROGRAM	45,561	70,377	115,938	7,872	-	108,066
30017 PASTORAL EDUCATION	4,823	(4,823)	-	-	-	-
30059 SCHOLARSHIP FUND	981	-	981	-	-	981
30074 CHARLES F. BROWNING FUND	903	(1)	902	-	-	902
30084 RICHARD A. FORESTER MEMORIAL FUND	10,913	199	11,112	-	-	11,112
30120 CHAPS INDEPENDENT LIVING	827	(827)	-	-	-	-
30131 CHILDRENS WELFARE FUND	8,577	(8,577)	-	-	-	-
30219 CHILDRENS TRUST FUND	1,387	(1,387)	-	-	-	-
30229 TREATMENT AFTERCARE - JUVENILE OFFENDERS EXPANSION	-	50,000	50,000	50,000	-	-
30260 EARLY CHILDHOOD CONSULTATION	500	349,500	350,000	350,000	-	-
30265 FLEXIBLE FUNDING FOR NON-DCF CHILDREN	581	109,419	110,000	73,332	-	36,668
30278 STATEWIDE SYSTEM OF INTENSIVE IN-HOME SERVICES	1	539,999	540,000	540,000	-	-
30347 CHILD NUTRITION PROGRAM	52,275	348,557	400,832	375,648	-	25,184
42162 IMPROVE STATE FACILITY UPGRADE SEWAGE SYSTEM	-	37,425	37,425	26,804	-	10,621
90117 FORENSIC UNIT AT RIVERVIEW HOSPITAL	2	(2)	-	-	-	-
90150 MISCELLANEOUS PUBLIC WORKS PROJECTS	25,000	-	25,000	-	-	25,000
90168 CHILD CARE ASSISTANCE PROGRAM	-	20,000	20,000	20,000	-	-
90172 YOUTH DEVELOPMENT-SPECIAL NEEDS	3,878	(3,878)	-	-	-	-
90184 PAROLE REVOCATION PROGRAM	17,132	(17,132)	-	-	-	-
90195 INTENSIVE AFTERCARE BYRNE GRANT	-	41,251	41,251	41,250	-	1
90210 PPD & PHYSICALS	90	42,800	42,890	42,794	-	96
90297 EMERGENCY UPGRADES	1,268	-	1,268	-	-	1,268
90316 SPECIAL TREATMENT FOR JUVENILES - SEX BEHAVIORS	10,000	147,845	157,845	149,341	-	8,504
90389 IN HOME JUVENILE OFFENDERS ST	-	25,000	25,000	5,066	-	19,934
90410 MST_QUALITY_ASSURANCE	-	209,877	209,877	209,877	-	-
90421 MULTI DIMENSIONAL FAMILY THERAPY CSSD GRANT	-	326,000	326,000	310,373	-	15,627
90429 DCF_DSS SUPPORTIVE HOUSING	-	691,503	691,503	691,503	-	-
AGENCY TOTAL	184,699	2,973,125	3,157,824	2,893,860	-	263,964
COUNCIL TO ADMINISTER THE CHILDREN'S TRUST FUND						
30219 CHILDRENS TRUST FUND	403,735	171,004	574,739	157,232	-	417,507
30237 FAMILY DEVELOPMENT CREDENTIAL PROGRAM	61,432	27,285	88,717	1,860	-	86,857
90391 EXPANSION OF HARTFORD NFN	-	662,250	662,250	646,467	-	15,783
90392 PARENT COMMUNITY INVOLVEMENT	-	53,060	53,060	53,060	-	-
AGENCY TOTAL	465,167	913,599	1,378,766	858,619	-	520,147
JUDICIAL DEPARTMENT						
30238 LAW LIBRARY - DONATED COPIER RECEIPTS	213,157	15,403	228,560	17,812	-	210,748
35188 DERBY COURTHOUSE MAINTENANCE RESERVE	1,384,614	75,419	1,460,033	-	-	1,460,033
35195 MERIDEN COURTHOUSE MAINTENANCE RESERVE	1,368,432	93,159	1,461,591	-	-	1,461,591
35199 JUDICIAL DATA PROCESSING OPERATIONS REVOLVING	679,047	200,686	879,733	-	-	879,733
35203 CRIMINAL VIOLENCE VICTIMS' ESCROW	2,144	39	2,183	-	-	2,183
35205 CLIENT SECURITY FUND	5,604,103	4,450,023	10,054,126	2,648,819	-	7,405,307

SCHEDULE C-7

	CONTINUED		TOTAL	EXPENDITURES	APPROPRIATIONS	
	AND INITIAL	APPROPRIATION			LAPSED	CONTINUED
	APPROPRIATIONS	ADJUSTMENTS	APPROPRIATIONS			
35302 COMMUNITY SERVICE LABOR PROGRAM	299,885	243,500	543,385	437,775	-	105,610
90281 BOARD OF PAROLE RESIDENTIAL/NON-RESIDENTIAL SERVICE	5,300	1,086,817	1,092,117	1,092,117	-	-
90325 ON-LINE BOOKING JUDICIAL SUPPORT	21,858	-	21,858	21,858	-	-
90326 CMIS - CONNECTIVITY EXPANSION	334	-	334	334	-	-
90341 INTENSIVE SUPERVISION SEX OFFENDER - HARTFORD	(187)	187	-	-	-	-
90342 JURY MASTER FILE AND CUSTOMER SERVICE ENHANCEMENT	3,230	-	3,230	3,230	-	-
90354 PAPERLESS RE-ARREST WARRANT SYSTEM	9,020	-	9,020	9,020	-	-
90360 STATUTE FILE APPLICATIONS	19,420	-	19,420	19,420	-	-
90362 JURY MASTER FILE & CUSTOMER SERVICE	1,941	-	1,941	1,941	-	-
90372 DOMESTIC VIOLENCE SANCTIONS PROJECT	11,250	11,250	22,500	22,279	-	221
90377 WATERBURY COMMUNITY STATE CERTIFIED YEAR4	4,614	-	4,614	4,614	-	-
90379 JURY MASTER FILE & CUSTOMER SERVICE	7,720	-	7,720	7,720	-	-
90381 COURTHOUSE SECURITY AND ANTI-TERRORISM PILOT	349	-	349	349	-	-
90382 MULTI-SYSTEM THERAPY JUVENILE OFFENDER	75,000	-	75,000	75,000	-	-
90387 MULTI-SYSTEMATIC THERAPY	-	10,000	10,000	10,000	-	-
90388 DNA TESTING & COLLECTION	13,772	-	13,772	13,772	-	-
90395 ORDER REGISTRY EXPANSION, JUV	-	4,423	4,423	-	-	4,423
90398 COURT DIVERSION FOR GIRLS	-	185,000	185,000	106,848	-	78,152
90399 DNA TESTING & COLLECTION PROJECT	-	100,000	100,000	48,519	-	51,481
90400 JURY MASTER FILE & CUSTOMER SERVICE ENHANCEMENT	-	39,485	39,485	39,485	-	-
90401 MULTI-SYSTEM THERAPY (MST) JUVENILE OFFENDER	-	21,621	21,621	21,621	-	-
90402 CRTHS SECURITY & ANTI-TERROR PILOT PROJECT	-	25,000	25,000	10,769	-	14,231
90403 WATERBURY COMMON CRT LOCAL LEVEL PROJECT	-	19,219	19,219	19,219	-	-
90404 DOCUMENT IMAGING PILOT PROJECT	-	32,750	32,750	19,119	-	13,631
90405 JUVENILE JUSTICE CENTER - TORRINGTON	-	43,260	43,260	43,260	-	-
90411 JUVENILE SEX OFFENDER TREATMENT 04YR3	-	8,047	8,047	8,047	-	-
90412 JUVENILE SEX OFFENDER TREATMENT 06YR3	-	24,064	24,064	24,064	-	-
90413 MULTI-SYSTEM THERAPY (MST) JUV YR2	-	53,379	53,379	53,378	-	1
90414 JUVENILE RISK REDUCTION CENTER	-	150,000	150,000	137,309	-	12,691
90415 DOMESTIC VIOLENCE PROTECTION ORDER	-	3,183	3,183	-	-	3,183
90417 CRIMINAL STATUTE FILE IMPROVEMENT	-	2,100	2,100	1,861	-	239
90418 PAPERLESS RE-ARREST WARRANT NETWORK	-	7,000	7,000	7,000	-	-
90419 ORDER REGISTRY VALIDATIONS	-	1,600	1,600	-	-	1,600
AGENCY TOTAL	9,725,003	6,906,614	16,631,617	4,926,559	-	11,705,058
PUBLIC DEFENDER SERVICES COMMISSION						
30143 JUVENILE PUBLIC DEFENDER EXPANSION	6,315	63,745	70,060	65,289	-	4,771
90152 DRUG COURTS	8	17,683	17,691	17,683	-	8
90191 JUVENILE OFFICE EXPANSION	7,842	-	7,842	7,842	-	-
90197 TEAM CASE MANAGEMENT REPLICATION	7,717	(1)	7,716	7,716	-	-
90204 JUVENILE PUBLIC DEFENDER EXPANSION	5,672	110,939	116,611	119,770	-	(3,159)
90370 DEATH PENALTY DEFENDER TRAINING -STATE	2,126	5,000	7,126	6,142	-	984
90394 PUBLIC DEFENDER CONFERENCE - STATE	-	7,500	7,500	7,500	-	-
AGENCY TOTAL	29,680	204,866	234,546	231,942	-	2,604
TOTALS	289,215,595	415,991,008	705,206,603	337,185,258	-	368,021,345
LESS INTERAGENCY TRANSFERS	-	(49,883,243)	(49,883,243)	(49,883,243)	-	-
TOTAL OTHER GRANTS	289,215,595	366,107,765	655,323,360	287,302,015	-	368,021,345
FEDERAL GRANTS						
COMMISSION ON STATUS OF WOMEN						
17207 EMPLOYMENT SERVICES	5,725	39,999	45,724	37,213	-	8,511
AGENCY TOTAL	5,725	39,999	45,724	37,213	-	8,511
COMMISSION ON CHILDREN						
93110 MATERNAL AND CHILD HEALTH	-	24,800	24,800	15,449	-	9,351
93268 IMMUNIZATION GRANTS	18,348	40,000	58,348	47,399	-	10,949
93569 COMMUNITY SERVICES BLOCK GRANT	-	20,000	20,000	20,000	-	-
AGENCY TOTAL	18,348	84,800	103,148	82,848	-	20,300
STATE CAPITOL PRESERVATION AND RESTORATION COMMISSION						
15904 HISTORIC PRESERVATION FUND GRANTS-IN-AID	2,412	-	2,412	-	-	2,412
AGENCY TOTAL	2,412	-	2,412	-	-	2,412
AFRICAN -AMERICAN AFFAIRS COMMISSION						
93283 CDC-INVESTIGATIONS AND TECHNICAL ASSISTANCE	-	16,300	16,300	14,219	-	2,081
AGENCY TOTAL	-	16,300	16,300	14,219	-	2,081
SECRETARY OF STATE						
99125 OTHER FEDERAL ASSISTANCE	27,719,501	5,300,600	33,020,101	1,919,986	-	31,100,115
AGENCY TOTAL	27,719,501	5,300,600	33,020,101	1,919,986	-	31,100,115
STATE TREASURER						
66468 DRINKING WATER STATE REVOLVING LOAN FUND	2,043	(1)	2,042	-	-	2,042
AGENCY TOTAL	2,043	(1)	2,042	-	-	2,042
DEPARTMENT OF REVENUE SERVICES						
20205 HIGHWAY PLANNING AND CONSTRUCTION	53,100	38,950	92,050	11,130	-	80,920
AGENCY TOTAL	53,100	38,950	92,050	11,130	-	80,920
OFFICE OF POLICY AND MANAGEMENT						
10664 COOPERATIVE FORESTRY ASSISTANCE	17,582	-	17,582	2,500	-	15,082

	CONTINUED		TOTAL	EXPENDITURES	APPROPRIATIONS	
	AND INITIAL	ADJUSTMENTS			LAPSED	CONTINUED
	APPROPRIATIONS		APPROPRIATIONS			
11302 SUPPORT FOR PLANNING ORGANIZATIONS	14,834	(14,834)	-	-	-	-
15605 SPORT FISH RESTORATION	549,329	-	549,329	500,904	-	48,425
16523 JUVENILE ACCOUNTABILITY INCENTIVE	2,929,129	2,726,328	5,655,457	2,965,676	-	2,689,781
16540 JUVENILE JUSTICE AND DELINQUENCY PREVENTION	1,079,516	901,000	1,980,516	598,904	-	1,381,612
16548 TITLE V - DELINQUENCY PREVENTION PROGRAM	245,646	144,000	389,646	326,114	-	63,532
16549 PART E - STATE CHALLENGE ACTIVITIES	116,500	-	116,500	95,000	-	21,500
16554 NATIONAL CRIMINAL HISTORY IMPROVEMENT PROGRAM	1,542,310	421,000	1,963,310	431,087	-	1,532,223
16555 NATIONAL SEX OFFENDER REGISTRY ASSISTANCE	247,952	-	247,952	10,625	-	237,327
16560 JUSTICE RESEARCH, EVALUATION AND DEVELOPMENT PROJECT	42,235	79,440	121,675	121,675	-	-
16573 CRIMINAL JUSTICE BLOCK GRANTS	36,437	50,000	86,437	36,437	-	50,000
16579 BYRNE FORMULA GRANT PROGRAM	11,457,329	-	11,457,329	4,871,464	-	6,585,865
16580 EDWARD BYRNE MEMORIAL STATE/LOCAL DISCRETIONARY	485,000	-	485,000	100,000	-	385,000
16586 VIOLENT OFFENDER INCARCERATION & TRUTH IN SENTENCING	14,788,303	-	14,788,303	5,148,383	-	9,639,920
16588 VIOLENCE AGAINST WOMEN FORMULA GRANTS	1,826,256	1,614,000	3,440,256	1,842,786	-	1,597,470
16589 RURAL DOMESTIC VIOLENCE & CHILD VICTIMIZATION	401,869	-	401,869	199,055	-	202,814
16590 GRANT TO ENCOURAGE ARREST POLICIES/PROTECTION ORDERS	612,597	-	612,597	600,319	-	12,278
16591 SEX OFFENDER MANAGEMENT	50,368	-	50,368	-	-	50,368
16592 LAW ENFORCEMENT BLOCK GRANT	479,191	262,734	741,925	453,773	-	288,152
16593 RESIDENTIAL SUBSTANCE ABUSE TREATMENT - PRISONERS	1,166,841	395,565	1,562,406	710,623	-	851,783
16727 COMBATING UNDERAGE DRINKING	1,391,048	356,211	1,747,259	549,871	-	1,197,388
20600 STATE AND COMMUNITY HIGHWAY SAFETY	-	1,666,130	1,666,130	-	-	1,666,130
81039 NATIONAL ENERGY INFORMATION CENTER	5,932	13,112	19,044	19,044	-	-
81041 STATE ENERGY PROGRAM	270,032	633,000	903,032	828,704	-	74,328
81086 CONSERVATION RESEARCH AND DEVELOPMENT	433,045	-	433,045	404,057	-	28,988
81117 ENERGY EFFICIENCY & RENEWABLE INFO TRAINING & TECH ASSI	63,242	16,500	79,742	41,325	-	38,417
81119 DEPARTMENT OF ENERGY SPECIAL PROJECTS CLEAN CITIES	372,463	169,999	542,462	351,529	-	190,933
83516 DISASTER ASSISTANCE	54,648	(40,000)	14,648	-	-	14,648
83544 RESPONSE RECOVERY DIRECTORATE, FEDERAL EMERGENCY	235,814	1,102,381	1,338,195	1,109,576	-	228,619
83545 DISASTER HOUSING PROGRAM	20,807	-	20,807	-	-	20,807
84186 SAFE AND DRUG-FREE SCHOOLS - STATE GRANTS	1,220,741	870,332	2,091,073	1,167,098	-	923,975
93667 SOCIAL SERVICES BLOCK GRANT	20,452	-	20,452	750	-	19,702
99136 OIL COMPANY OVERCHARGE RECOVERIES	3,178,676	43,803	3,222,479	1,159,728	-	2,062,751
AGENCY TOTAL	45,356,124	11,410,701	56,766,825	24,647,007	-	32,119,818
DEPARTMENT OF ADMINISTRATIVE SERVICES						
10550 FOOD DONATION	-	157,831	157,831	157,831	-	-
17720 EMPLOYMENT PROGRAMS FOR PEOPLE WITH DISABILITIES	1,958	82,476	84,434	84,434	-	-
AGENCY TOTAL	1,958	240,307	242,265	242,265	-	-
DEPARTMENT OF INFORMATION TECHNOLOGY						
93778 MEDICAL ASSISTANCE PROGRAM	1,783,690	-	1,783,690	167,272	-	1,616,418
AGENCY TOTAL	1,783,690	-	1,783,690	167,272	-	1,616,418
DEPARTMENT OF PUBLIC WORKS						
12400 MILITARY CONSTRUCTION, NATIONAL GUARD	-	2,349,500	2,349,500	(14,512)	-	2,364,012
12401 NATIONAL GUARD MILITARY OPERATIONS & MAINTENANCE	124,340	258,412	382,752	56,015	-	326,737
16586 VIOLENT OFFENDER INCARCERATION - TRUTH IN SENTENCING	52,711	-	52,711	-	-	52,711
66606 SURVEYS, STUDIES, INVESTIGATIONS & SPECIAL PURPOSE	121,700	25,000	146,700	121,860	-	24,840
83552 EMERGENCY MANAGEMENT PERFORMANCE GRANTS	80,590	-	80,590	-	-	80,590
83563 EMERGENCY OPERATIONS CENTERS	49,270	-	49,270	-	-	49,270
99101 ARMY NATIONAL GUARD	612	-	612	-	-	612
99136 OIL COMPANY OVERCHARGE RECOVERIES	9,090	-	9,090	8,550	-	540
AGENCY TOTAL	438,313	2,632,912	3,071,225	171,913	-	2,899,312
ATTORNEY GENERAL						
66802 SUPERFUND STATE SITE - SPECIFIC COOPERATIVE AGREEMENTS	167,845	-	167,845	-	-	167,845
AGENCY TOTAL	167,845	-	167,845	-	-	167,845
DIVISION OF CRIMINAL JUSTICE						
16523 JUVENILE ACCOUNTABILITY INCENTIVE	24,883	317,700	342,583	342,583	-	-
16579 BYRNE FORMULA GRANT PROGRAM	170,599	599,682	770,281	542,177	-	228,104
16586 VIOLENT OFFENDER INCARCERATION & TRUTH-IN SENTENCING	57	614,413	614,470	496,576	-	117,894
16609 COMMUNITY PROSECUTION PROGRAMS	189,828	(1)	189,827	79,941	-	109,886
20600 STATE AND COMMUNITY HIGHWAY SAFETY	1,367	153,366	154,733	154,721	-	12
99125 OTHER FEDERAL ASSISTANCE	114,472	7,808	122,280	113,240	-	9,040
AGENCY TOTAL	501,206	1,692,968	2,194,174	1,729,238	-	464,936
DEPARTMENT OF PUBLIC SAFETY						
16000 VARIOUS PROGRAMS (LAW ENFORCEMENT)	391,786	293,001	684,787	(154,629)	-	839,416
16007 STATE DOMESTIC PREPAREDNESS EQUIPMENT SUPPORT	24,873,514	-	24,873,514	5,698,041	-	19,175,473
16301 FBI CRIME LABORATORY	-	2,411,444	2,411,444	1,041,737	-	1,369,707
16302 LAW ENFORCEMENT ASSISTANCE	250,000	-	250,000	-	-	250,000
16542 NATIONAL INSTITUTE FOR JUVENILE JUSTICE	451,823	-	451,823	122,940	-	328,883
16550 STATE JUSTICE FOR STATISTICAL ANALYSIS	4,307	-	4,307	-	-	4,307
16554 NATIONAL CRIMINAL HISTORY IMPROVEMENT	148,420	286,560	434,980	314,343	-	120,637
16555 NATIONAL SEX OFFENDER REGISTRY ASSISTANCE	-	3,347	3,347	3,347	-	-
16560 JUSTICE RESEARCH, EVALUATION AND DEVELOPMENT PROJECT	223,738	558,087	781,825	278,646	-	503,179
16579 BYRNE FORMULA GRANT PROGRAM	460,434	619,232	1,079,666	863,673	-	215,993
16592 LAW ENFORCEMENT BLOCK GRANT	52,145	90,624	142,769	74,516	-	68,253
16598 STATE IDENTIFICATION SYSTEMS GRANT	487	-	487	-	-	487
16710 PUBLIC SAFETY PARTNERSHIP & COMMUNITY POLICING	1,001,812	196,249	1,198,061	195,047	-	1,003,014
16728 DRUG PREVENTION PROGRAM	2,590,655	13,076	2,603,731	-	-	2,603,731
16733 NATIONAL INCIDENT BASED REPORTING SYSTEM	380,000	-	380,000	-	-	380,000

	CONTINUED AND INITIAL		TOTAL APPROPRIATIONS	TOTAL EXPENDITURES	APPROPRIATIONS	
	APPROPRIATIONS	ADJUSTMENTS			LAPSED	CONTINUED
20600 STATE AND COMMUNITY HIGHWAY SAFETY	753,428	879,913	1,633,341	489,937	-	1,143,404
20605 DUI ENFORCEMENT SUPPORT PROJECT	7,730	38,201	45,931	22,910	-	23,021
83565 COMMUNITY EMERGENCY RESPONSE TEAMS	-	274,398	274,398	46,028	-	228,370
AGENCY TOTAL	31,590,279	5,664,132	37,254,411	8,996,536	-	28,257,875
EMERGENCY MANAGEMENT AND HOMELAND SECURITY						
97008 URBAN AREAS SECURITY INITIATIVE	-	10,371,407	10,371,407	-	-	10,371,407
97042 EMERGENCY MANAGEMENT PERFORMANCE GRANTS	-	1,461,746	1,461,746	316,486	-	1,145,260
97053 CITIZEN CORPS	-	704,661	704,661	-	-	704,661
97071 METROPOLITAN MEDICAL RESPONSE SYSTEM	-	227,592	227,592	-	-	227,592
97073 STATE HOMELAND SECURITY PROGRAM	-	39,939,248	39,939,248	-	-	39,939,248
97074 LAW ENFORCEMENT TERRORISM PREVENTION PROGRAM	-	12,888,181	12,888,181	-	-	12,888,181
AGENCY TOTAL	-	65,592,835	65,592,835	316,486	-	65,276,349
POLICE OFFICER STANDARDS AND TRAINING COUNCIL						
16579 BYRNE FORMULA GRANT PROGRAM	48,972	266,595	315,567	279,441	-	36,126
16712 POLICE CORPS	141,152	650,500	791,652	577,149	-	214,503
97004 STATE DOMESTIC PREPAREDNESS EQUIPMENT SUPPORT	-	-	-	(1,240)	-	1,240
AGENCY TOTAL	190,124	917,095	1,107,219	855,350	-	251,869
DEPARTMENT OF MOTOR VEHICLES						
20205 HIGHWAY PLANNING AND CONSTRUCTION	878,793	-	878,793	782,137	-	96,656
20218 NATIONAL MOTOR CARRIER SAFETY	1,763,661	3,080,570	4,844,231	2,369,178	-	2,475,053
20600 STATE AND COMMUNITY HIGHWAY SAFETY	222,540	1	222,541	54,118	-	168,423
AGENCY TOTAL	2,864,994	3,080,571	5,945,565	3,205,433	-	2,740,132
MILITARY DEPARTMENT						
12400 MILITARY CONSTRUCTION, NATIONAL GUARD	20,000	5,444,747	5,464,747	3,185,385	-	2,279,362
12401 NATIONAL GUARD MILITARY OPERATIONS & MAINTENANCE	7,457,607	9,625,948	17,083,555	9,899,158	-	7,184,397
12404 NATIONAL GUARD CIVILIAN YOUTH OPPORTUNITIES	229,622	230,000	459,622	246,328	-	213,294
16007 STATE DOMESTIC PREPAREDNESS EQUIPMENT SUPPORT	1,084,185	(i)	1,084,184	899,285	-	184,899
83516 DISASTER ASSISTANCE	-	40,000	40,000	2,801	-	37,199
83552 EMERGENCY MANAGEMENT PERFORMANCE GRANTS	1,716,275	1,101,600	2,817,875	2,596,524	-	221,351
83562 STATE & LOCAL ALL HAZARDS EMERGENCY PLAN	436,535	-	436,535	242,963	-	193,572
83563 EMERGENCY OPERATIONS CENTERS	17,138	-	17,138	16,724	-	414
83564 CITIZEN CORPS	130,665	-	130,665	118,276	-	12,389
99101 ARMY NATIONAL GUARD	9,680	-	9,680	-	-	9,680
AGENCY TOTAL	11,101,707	16,442,294	27,544,001	17,207,444	-	10,336,557
COMMISSION ON FIRE PREVENTION AND CONTROL						
83547 FIRST RESPONDER COUNTER TERRORISM TRAINING ASSISTANCE	153,002	-	153,002	-	-	153,002
93667 SOCIAL SERVICES BLOCK GRANT	-	72,820	72,820	-	-	72,820
AGENCY TOTAL	153,002	72,820	225,822	-	-	225,822
CONNECTICUT SITING COUNCIL						
99125 OTHER FEDERAL ASSISTANCE	40,798	-	40,798	-	-	40,798
AGENCY TOTAL	40,798	-	40,798	-	-	40,798
DEPARTMENT OF PUBLIC UTILITY CONTROL						
20700 PIPELINE SAFETY	75,292	358,723	434,015	346,223	-	87,792
AGENCY TOTAL	75,292	358,723	434,015	346,223	-	87,792
DEPARTMENT OF CONSUMER PROTECTION						
16002 LAW ENFORCEMENT ASSIST- NARCOTICS/DANGEROUS DRUGS	75,692	-	75,692	31,467	-	44,225
16727 COMBATING UNDERAGE DRINKING	1,048	35,000	36,048	54,632	-	(18,584)
66707 TSCA TITLE IV - CERTIFY LEAD-BASED PAINT PROFESSIONALS	17,601	-	17,601	-	-	17,601
93245 INNOVATIVE FOOD SAFETY PROJECTS	2,888	7,403	10,291	10,291	-	-
99125 OTHER FEDERAL ASSISTANCE	4,504	1,200	5,704	-	-	5,704
AGENCY TOTAL	101,733	43,603	145,336	96,390	-	48,946
DEPARTMENT OF LABOR						
17504 CONSULTATION AGREEMENTS	-	16,644	16,644	16,644	-	-
AGENCY TOTAL	-	16,644	16,644	16,644	-	-
COMMISSION ON HUMAN RIGHTS AND OPPORTUNITIES						
14401 FAIR HOUSING ASSISTANCE - STATE & LOCAL	103,777	247,141	350,918	28,393	-	322,525
14408 FAIR HOUSING INITIATIVES PROGRAM	1,715	-	1,715	-	-	1,715
30002 EMPLOYMENT DISCRIMINATION-STATE/LOCAL FAIR EMPLOY	2,930	1,200	4,130	1,097	-	3,033
AGENCY TOTAL	108,422	248,341	356,763	29,490	-	327,273
PROTECTION & ADVOCACY FOR PERSONS WITH DISABILITIES						
84128 REHABILITATION SERVICES - SERVICE PROJECTS	26,732	100,736	127,468	102,735	-	24,733
84240 PROTECTION & ADVOCACY OF INDIVIDUAL RIGHTS	39,143	233,835	272,978	254,343	-	18,635
93234 TRAUMATIC BRAIN INJURY-STATE DEMONSTRATION PROGRAM	-	39,000	39,000	37,264	-	1,736
93618 HELP AMERICA VOTE ACT GRANT	-	49,700	49,700	46,487	-	3,213
93630 DEVELOPMENTAL DISABILITIES - BASIC SUPPORT & ADVOCACY	48,416	756,000	804,416	798,578	-	5,838
93667 SOCIAL SERVICES BLOCK GRANT	161,143	85,198	246,341	70,885	-	175,456
96008 SSA - BENEFITS PLANNING, ASSISTANCE & OUTREACH	42,665	49,000	91,665	58,387	-	33,278
AGENCY TOTAL	318,099	1,313,469	1,631,568	1,368,679	-	262,889

	CONTINUED AND INITIAL APPROPRIATIONS	APPROPRIATION ADJUSTMENTS	TOTAL APPROPRIATIONS	EXPENDITURES	APPROPRIATIONS LAPSED	CONTINUED
OFFICE OF THE CHILD ADVOCATE						
16549 PART E - STATE CHALLENGE ACTIVITIES	45,554	49,000	94,554	-79,109	-	15,445
AGENCY TOTAL	45,554	49,000	94,554	79,109	-	15,445
DEPARTMENT OF AGRICULTURE						
10025 PLANT & ANIMAL DISEASE, PEST CONTROL & ANIMAL CARE	18,413	162,622	181,035	148,015	-	33,020
10156 FEDERAL-STATE MARKETING IMPROVEMENT PROGRAM	-	28,213	28,213	28,213	-	-
10162 INSPECTION GRADING & STANDARDIZATION	4,164	876	5,040	3,429	-	1,611
10163 MARKET PROTECTION & PROMOTION	25,185	10,000	35,185	35,185	-	-
10450 RISK MANAGEMENT (CROP INSURANCE)	67,730	195,121	262,851	262,276	-	575
10557 SPECIAL SUPPLEMENT NUTRITION PROGRAM - WIC	453,952	339,512	793,464	443,494	-	349,970
10572 WIC FARMERS' MARKET NUTRITION PROGRAM	-	91,148	91,148	91,148	-	-
20205 HIGHWAY PLANNING AND CONSTRUCTION	20,000	-	20,000	-	-	20,000
99125 OTHER FEDERAL ASSISTANCE	16,214	-	16,214	16,214	-	-
AGENCY TOTAL	605,658	827,492	1,433,150	1,027,974	-	405,176
DEPARTMENT OF ENVIRONMENTAL PROTECTION						
10664 COOPERATIVE FORESTRY ASSISTANCE	197,775	568,985	766,760	523,363	-	243,397
10914 WILDLIFE HABITAT INCENTIVE PROGRAM	-	96,405	96,405	-	-	96,405
11405 ANADROMOUS FISH CONSERVATION ACT PROGRAM	44,495	70,001	114,496	60,888	-	53,608
11407 INTERJURISDICTIONAL FISHERIES ACT OF 1986	50,485	24,345	74,830	10,226	-	64,604
11419 COASTAL ZONE MANAGEMENT ADMINISTRATION AWARDS	1,627,953	2,482,001	4,109,954	2,093,033	-	2,016,921
11463 HABITAT CONSERVATION	3,218	1	3,219	-	-	3,219
11474 ATLANTIC COASTAL FISHERIES COOPERATIVE MGMT ACT	101,308	289,214	390,522	187,701	-	202,821
11477 FISHERIES DISASTER RELIEF	510,076	(1)	510,075	167,700	-	342,375
12113 MOA FOR REIMBURSEMENT OF TECHNICAL SERVICES	17,821	134,382	152,203	41,530	-	110,673
15000 VARIOUS PROGRAMS	2,833	48,500	51,333	(5,312)	-	56,645
15605 SPORT FISH RESTORATION	1,757,204	3,894,291	5,651,495	3,009,493	-	2,642,002
15611 WILDLIFE RESTORATION	473,764	1,817,411	2,291,175	1,478,078	-	813,097
15612 ENDANGERED SPECIES CONSERVATION	12,091	8,500	20,591	12,245	-	8,346
15614 COASTAL WETLANDS CONSERVATION	80,000	1,000,000	1,080,000	40,800	-	1,039,200
15616 CLEAN VESSEL ACT	787,927	874,000	1,661,927	629,402	-	1,032,525
15617 WILDLIFE CONSERVATION & APPRECIATION	1,185	-	1,185	-	-	1,185
15622 SPORT FISHING AND BOATING SAFETY ACT	151,461	-	151,461	21,220	-	130,241
15625 FISH & WILDLIFE SERVICE, DEPT OF THE INTERIOR	57,109	-	57,109	35,233	-	21,876
15633 LANDOWNER INCENTIVE	79,795	202,615	282,410	99,857	-	182,553
15634 STATE WILDLIFE GRANTS	645,637	841,154	1,486,791	403,591	-	1,083,200
15808 GEOLOGICAL SURVEY - RESEARCH & DATA ACQUISITION	60,252	-	60,252	34,790	-	25,462
15810 NATIONAL COOPERATIVE GEOLOGIC MAPPING PROGRAM	31,786	-	31,786	-	-	31,786
15916 OUTDOOR RECREATION - ACQUIS, PLANNING, DEVELOPMENT	1,784,991	2,125,000	3,909,991	2,246,052	-	1,663,939
20005 BOATING SAFETY FINANCIAL ASSISTANCE	9,046	1,131,895	1,140,941	760,378	-	380,563
20205 HIGHWAY PLANNING AND CONSTRUCTION	406,559	-	406,559	406,559	-	-
20219 RECREATIONAL TRAILS PROGRAM	449,769	1,183,672	1,633,441	291,976	-	1,341,465
20703 INTERAGENCY HAZARDOUS MATERIALS PUBLIC TRAINING	75,155	290,224	365,379	143,056	-	222,323
66437 LONG ISLAND SOUND PROGRAM	-	2,541,620	2,541,620	782,567	-	1,759,053
66438 CONSTRUCTION MANAGEMENT ASSISTANCE	41,088	-	41,088	-	-	41,088
66454 WATER QUALITY MANAGEMENT PLANNING	277,658	167,801	445,459	142,777	-	302,682
66460 NONPOINT SOURCE IMPLEMENTATION GRANTS	2,415,729	1,526,767	3,942,496	1,344,048	-	2,598,448
66461 WETLANDS GRANTS	185,556	-	185,556	29,148	-	156,408
66463 WATER QUALITY COOPERATIVE AGREEMENTS	52,132	340,001	392,133	114,007	-	278,126
66467 WASTEWATER OPERATOR TRAINING GRANT	45,204	-	45,204	11,815	-	33,389
66472 BEACH MONITORING AND NOTIFICATION PROGRAM	227,457	-	227,457	225,364	-	2,093
66500 ENVIRONMENTAL PROTECTION-CONSOLIDATED RESEARCH	110,765	440,083	550,848	115,320	-	435,528
66605 PERFORMANCE PARTNERSHIP GRANTS	4,925,970	10,260,070	15,186,040	10,395,829	-	4,790,211
66606 SURVEYS, STUDIES, INVESTIGATIONS & SPECIAL PURPOSE	1,511,477	3,453,370	4,964,847	1,870,506	-	3,094,341
66608 STATE INFORMATION GRANTS	500,000	-	500,000	-	-	500,000
66708 POLLUTION PREVENTION GRANTS	18,161	152,711	170,872	69,114	-	101,758
66713 STATE AND TRIBAL ENVIRONMENTAL JUSTICE	50,008	-	50,008	50,000	-	8
66802 SUPERFUND STATE SITE - SPECIFIC COOPERATIVE AGREEMENTS	1,207,626	458,125	1,665,751	886,453	-	779,298
66804 STATE & TRIBAL UNDERGROUND STORAGE TANKS	15,307	-	15,307	15,307	-	-
66805 LEAKING UNDERGROUND STORAGE TANK TRUST FUND	561,057	707,364	1,268,421	639,079	-	629,342
66809 SUPERFUND STATE CORE	456,326	-	456,326	62,902	-	393,424
66810 CEPP TECHNICAL ASSISTANCE GRANTS	12,595	-	12,595	-	-	12,595
66817 STATE AND TRIBAL RESPONSE GRANTS	824,312	998,726	1,823,038	748,254	-	1,074,784
77001 RADIATION CONTROL - TRAINING AND COUNSELING	32,897	-	32,897	2,882	-	30,015
81079 REGIONAL BIOMASS ENERGY	7,596	(1)	7,595	7,523	-	72
81105 NATIONAL INDUSTRIAL COMPETITIVENESS	6,207	128,814	135,021	4,738	-	130,283
81119 DEPARTMENT OF ENERGY SPECIAL PROJECTS CLEAN CITIES	-	6,000	6,000	-	-	6,000
83012 HAZARDOUS MATERIALS ASSISTANCE	298	23,333	23,631	19,500	-	4,131
83105 COMMUNITY ASSISTANCE PROGRAM (CAP-SSSE)	113,414	146,383	259,797	186,304	-	73,493
83536 FLOOD MITIGATION ASSISTANCE	525,458	321,849	847,307	114,826	-	732,481
83548 HAZARD MITIGATION GRANT	218,217	-	218,217	43,528	-	174,689
83550 NATIONAL DAM SAFETY PROGRAM	51,892	46,765	98,657	24,898	-	73,759
83551 PROJECT IMPACT - BUILD DISASTER RESISTANT COMMUNITIES	36,838	-	36,838	29,575	-	7,263
83557 PRE-DISASTER MITIGATION	446,402	1	446,403	202,758	-	243,645
84168 EISENHOWER PROFESSIONAL DEVELOP.-FEDERAL ACTIVITIES	10,905	-	10,905	-	-	10,905
93000 VARIOUS PROGRAMS	79,412	237,182	316,594	156,213	-	160,381
93283 CDC - INVESTIGATIONS AND TECHNICAL ASSISTANCE	59,882	203,154	263,036	152,520	-	110,786
97023 COMMUNITY ASSISTANCE -STATE SUPPORT SERVICES	30,000	131,710	161,710	32,453	-	129,257
99125 OTHER FEDERAL ASSISTANCE	53,122	3,195	56,317	6,161	-	50,156
AGENCY TOTAL	24,530,663	39,377,618	63,908,281	31,177,958	-	32,730,323
CONNECTICUT HISTORICAL COMMISSION						
15904 HISTORIC PRESERVATION FUND GRANTS-IN-AID	(10,630)	10,651	21	-	-	21
AGENCY TOTAL	(10,630)	10,651	21	-	-	21

	CONTINUED AND INITIAL		TOTAL	EXPENDITURES	APPROPRIATIONS	
	APPROPRIATIONS	ADJUSTMENTS			APPROPRIATIONS	LAPSED
COMMISSION ON ARTS, TOURISM, CULTURE, HISTORY AND FILM						
15904 HISTORIC PRESERVATION FUND GRANTS-IN-AID	496,104	563,256	1,059,360	487,667	-	571,693
15909 HISTORIC AMERICAN BUILDINGS SURVEY	415	37	452	-	-	452
45025 PROMOTION OF THE ARTS-PARTNERSHIP AGREEMENTS	234,500	617,700	852,200	529,553	-	322,647
93667 SOCIAL SERVICES BLOCK GRANT	1,384	-	1,384	-	-	1,384
AGENCY TOTAL	732,403	1,180,993	1,913,396	1,017,220	-	896,176
DEPARTMENT OF ECONOMIC AND COMMUNITY DEVELOPMENT						
11477 FISHERIES DISASTER RELIEF	31,093	-	31,093	31,093	-	-
14182 LOW INCOME HOUSING - SECTION 8 NEW CONSTRUCTION	1,749,779	12,487,445	14,237,224	11,439,490	-	2,797,734
14228 COMMUNITY DEVELOPMENT BLOCK GRANTS	30,032,970	16,741,381	46,774,351	13,336,955	-	33,437,396
14238 SHELTER PLUS CARE	116,552	39,146	155,698	85,909	-	69,789
14239 HOME INVESTMENT PARTNERSHIPS PROGRAM	19,898,573	16,080,493	35,979,066	12,179,520	-	23,799,546
14857 SECTION 8 RENTAL CERTIFICATE PROGRAM	1,819,171	86,749	1,905,920	180,920	-	1,725,000
66818 BROWNFIELD ASSESS. & CLEANUP COOPERATIVE AGREEMENTS	-	434,171	434,171	208,852	-	225,319
AGENCY TOTAL	53,648,138	45,869,385	99,517,523	37,462,739	-	62,054,784
CONNECTICUT AGRICULTURAL EXPERIMENT STATION						
10001 AGRICULTURAL RESEARCH - BASIC & APPLIED RESEARCH	816,553	1,021,107	1,837,660	985,324	-	852,336
10025 PLANT & ANIMAL DISEASE, PEST CONTROL AND ANIMAL CARE	78,994	277,065	356,059	146,802	-	209,257
10100 NORTHEAST TICK CONTROL PROJECT	5,140	-	5,140	5,139	-	1
10200 GRANTS FOR AGRICULTURAL RESEARCH - SPECIAL	2,830	52,839	55,669	14,236	-	41,433
10202 COOPERATIVE FORESTRY RESEARCH	37,757	183,987	221,744	188,654	-	33,090
10203 AGRICULTURAL EXPERIMENT STATION - HATCH ACT	68,185	851,703	919,888	909,535	-	10,353
10206 GRANTS FOR AGRICULTURAL RESEARCH - COMPETITIVE	145,001	(1)	145,000	51,831	-	93,169
10219 BIOTECHNOLOGY RISK ASSESSMENT RESEARCH	50,787	295,000	345,787	195,611	-	150,176
10302 INITIATIVE FOR FUTURE AGRICULTURE AND FOOD SYSTEMS	12,452	-	12,452	12,452	-	-
10303 INTEGRATED PROGRAMS	16,565	-	16,565	16,565	-	-
10652 FORESTRY RESEARCH	23,478	6,848	30,326	23,544	-	6,782
10664 COOPERATIVE FORESTRY ASSISTANCE	203,760	321,511	525,271	308,886	-	216,385
47041 ENGINEERING GRANTS	45,533	-	45,533	45,533	-	-
66001 AIR POLLUTION CONTROL PROGRAM SUPPORT	10,496	-	10,496	8,408	-	2,088
66500 ENVIRONMENTAL PROTECTION-CONSOLIDATED RESEARCH	211,868	-	211,868	191,698	-	20,170
66605 PERFORMANCE PARTNERSHIP GRANTS	-	82,666	82,666	17,672	-	64,994
66606 SURVEYS, STUDIES, INVESTIGATIONS & SPECIAL PURPOSE	12,527	-	12,527	12,527	-	-
66700 CONSOLIDATED PESTICIDE ENFORCEMENT MONITORING	22,418	1	22,419	2,426	-	19,993
93283 CDC - INVESTIGATIONS AND TECHNICAL ASSISTANCE	700,105	693,478	1,393,583	747,239	-	646,344
AGENCY TOTAL	2,464,449	3,786,204	6,250,653	3,884,082	-	2,366,571
DEPARTMENT OF PUBLIC HEALTH						
10557 SPECIAL SUPPLEMENT NUTRITION PROGRAM - WIC	9,671,023	36,149,571	45,820,594	43,373,476	-	2,447,118
10559 SUMMER FOOD SERVICE PROGRAM FOR CHILDREN	13,451	-	13,451	11,664	-	1,787
10561 STATE MATCHING GRANT FOR FOOD STAMPS	480,064	875,218	1,355,282	1,115,350	-	239,932
20600 STATE AND COMMUNITY HIGHWAY SAFETY	53,375	244,003	297,378	6,665	-	290,713
66001 AIR POLLUTION CONTROL PROGRAM SUPPORT	65,245	94,242	159,487	89,475	-	70,012
66032 STATE INDOOR RADON GRANTS	92,422	160,759	253,181	238,845	-	14,336
66432 PUBLIC WATER SYSTEM SUPERVISION	274,779	393,303	668,082	1,297,174	-	(629,092)
66468 DRINKING WATER STATE REVOLVING LOAN FUND	8,694,330	(1)	8,694,329	2,034,422	-	6,659,907
66471 SMALL WATER SYSTEM OPERATOR CERTIFICATION COSTS	2,545,866	4,187	2,550,053	140,431	-	2,409,622
66472 BEACH MONITORING AND NOTIFICATION PROGRAM	183,010	421,061	604,071	304,535	-	299,536
66474 WATER PROTECTION GRANTS TO THE STATES	324,044	71,199	395,243	76,358	-	318,885
66500 ENVIRONMENTAL PROTECTION-CONSOLIDATED RESEARCH	53,872	(334)	53,538	41,275	-	12,263
66606 SURVEYS, STUDIES, INVESTIGATIONS & SPECIAL PURPOSE	31,268	30,000	61,268	55,104	-	6,164
66701 TOXIC SUBSTANCES COMPLIANCE MONITORING	132,010	221,716	353,726	209,464	-	144,262
66707 TSCA TITLE IV - CERTIFY LEAD-BASED PAINT PROFESSIONALS	111,689	323,000	434,689	126,315	-	308,374
66802 SUPERFUND STATE SITE - SPECIFIC COOPERATIVE AGREEMENTS	(9)	1	(8)	-	-	(8)
93000 VARIOUS PROGRAMS	1,162,646	2,289,470	3,452,116	2,045,310	-	1,406,806
93003 PUBLIC HEALTH AND SOCIAL SERVICES EMERGENCY FUND	6,005,576	6,397,207	12,402,783	6,365,412	-	6,037,371
93110 MATERNAL AND CHILD HEALTH	256,901	313,858	570,759	161,977	-	408,782
93116 TUBERCULOSIS CONTROL PROGRAM	1,274,941	123,229	1,398,170	905,645	-	492,525
93126 RAPE PREVENTION AND EDUCATION	442,866	500,847	943,713	454,107	-	489,606
93127 EMERGENCY MEDICAL SERVICES FOR CHILDREN	51,181	236,137	287,318	82,530	-	204,788
93130 PRIMARY CARE SERVICES PLANNING	162,793	175,440	338,233	58,948	-	279,285
93136 INJURY PREVENTION RESEARCH -STATE & COMMUNITY	24,505	-	24,505	521	-	23,984
93161 TOXIC SUBSTANCES AND DISEASE REGISTRY	90,200	701,601	791,801	322,739	-	469,062
93165 GRANTS FOR STATE LOAN REPAYMENT	740,440	294,499	1,034,939	55,517	-	979,422
93197 CHILDHOOD LEAD POISONING PREVENTION	465,804	860,000	1,325,804	984,510	-	341,294
93226 RESEARCH ON HEALTHCARE COST, QUALITY & OUTCOMES	124,924	100,000	224,924	11,551	-	213,373
93235 ABSTINENCE EDUCATION	248,767	262,539	511,306	180,631	-	330,675
93251 UNIVERSAL NEWBORN HEARING SCREENING	130,431	89,198	219,629	13,621	-	206,008
93259 RURAL ACCESS TO EMERGENCY DEVICES	71,808	125,472	197,280	188,775	-	8,505
93262 OCCUPATIONAL SAFETY AND HEALTH RESEARCH GRANTS	180,994	119,683	300,677	118,817	-	181,860
93268 IMMUNIZATION GRANTS	923,239	6,119,775	7,043,014	3,645,494	-	3,397,520
93283 CDC - INVESTIGATIONS AND TECHNICAL ASSISTANCE	16,940,959	18,449,214	35,390,173	20,958,246	-	14,431,927
93576 REFUGEE & ENTRANT ASSISTANCE - DISCRETIONARY	94,059	94,869	188,928	38,811	-	150,117
93667 SOCIAL SERVICES BLOCK GRANT	446,779	692,078	1,138,857	734,333	-	404,524
93671 FAMILY VIOLENCE PREVENTION AND SERVICES	-	20,000	20,000	8,433	-	11,567
93777 CERTIFICATION OF HEALTH CARE PROVIDERS & SUPPLIERS	1,020,969	4,428,649	5,449,618	4,559,081	-	890,537
93914 HIV EMERGENCY RELIEF PROJECT GRANTS	153,339	-	153,339	132,834	-	20,505
93917 HIV CARE FORMULA GRANTS	26,612,692	16,196,379	42,809,071	17,735,209	-	25,073,862
93919 STATE-BASED BREAST & CERVICAL CANCER EARLY DETECTION	246,895	-	246,895	-	-	246,895
93926 HEALTHY START INITIATIVES	127,964	-	127,964	16,588	-	111,376
93938 SUPPORT SCHOOL HEALTH EDUCATION TO PREVENT AIDS	26,438	25,000	51,438	52,186	-	(748)
93940 HIV PREVENTION ACTIVITIES - HEALTH DEPARTMENT	4,796,711	6,488,989	11,285,700	7,181,677	-	4,104,023

	CONTINUED AND INITIAL APPROPRIATIONS		APPROPRIATION ADJUSTMENTS	TOTAL APPROPRIATIONS	EXPENDITURES	APPROPRIATIONS	
						LAPSED	CONTINUED
93942 LYME DISEASE RESEARCH AND TREATMENT	884,551		682,953	1,567,504	1,022,192	-	545,312
93944 HIV/AIDS SURVEILLANCE	990,279		1,236,977	2,227,256	884,475	-	1,342,781
93945 CHRONIC DISEASE PREVENTION AND HEALTH PROMOTION	408,314		235,001	643,315	340,813	-	302,502
93952 IMPROVING EMS/TRAUMA CARE IN RURAL AREAS	75,987		40,000	115,987	43,089	-	72,898
93977 PREVENTIVE HEALTH SERVICES - STD	(122,284)		1,423,339	1,301,055	971,745	-	329,310
93988 STATE-BASED DIABETES CONTROL PROGRAMS	341,266		275,063	616,329	315,141	-	301,188
93991 PREVENTIVE HEALTH & HEALTH SERVICES BLOCK GRANT	1,784,171		2,341,228	4,125,399	1,933,808	-	2,191,591
93994 MATERNAL AND CHILD HEALTH SERVICES BLOCK GRANT	1,727,509		4,986,699	6,714,208	5,368,154	-	1,346,054
96000 SOCIAL SECURITY ADMINISTRATION	18,273		22,037	40,310	1,835	-	38,475
99125 OTHER FEDERAL ASSISTANCE	(50,608)		429,657	379,049	287,251	-	91,798
AGENCY TOTAL	91,608,718		115,765,012	207,373,730	127,302,559		80,071,171

OFFICE OF HEALTH CARE ACCESS

93000 VARIOUS PROGRAMS	259,698		-	259,698	146,645	-	113,053
93256 HEALTH CARE ACCESS FOR THE UNINSURED	-		391,740	391,740	58,302	-	333,438
AGENCY TOTAL	259,698		391,740	651,438	204,947		446,491

OFFICE OF CHIEF MEDICAL EXAMINER

16560 JUSTICE RESEARCH, EVALUATION AND DEVELOPMENT PROJECT	-		72,080	72,080	7,400	-	64,680
AGENCY TOTAL			72,080	72,080	7,400		64,680

DEPARTMENT OF MENTAL RETARDATION

84027 SPECIAL EDUCATION - STATE GRANTS	-		1,000,000	1,000,000	912,073	-	87,927
84181 GRANTS FOR INFANTS AND FAMILIES WITH DISABILITIES	908,744		4,599,472	5,508,216	4,162,782	-	1,345,434
84326 SPECIAL EDUCATION TECH ASSISTANCE & DISSEMINATION	7,619		1,113	8,732	8,248	-	484
93630 DEVELOPMENTAL DISABILITIES - BASIC SUPPORT & ADVOCACY	579,699		685,216	1,264,915	659,226	-	605,689
93631 DEVELOPMENTAL DISABILITIES - NATIONAL SIGNIFICANCE	97,260		-	97,260	64,429	-	32,831
93667 SOCIAL SERVICES BLOCK GRANT	2,392,588		3,129,578	5,522,166	4,212,138	-	1,310,028
93779 HEALTH CARE FINANCE - RESEARCH/DEMONSTRATION/EVAL	640,322		-	640,322	2,649	-	637,673
AGENCY TOTAL	4,626,232		9,415,379	14,041,611	10,021,545		4,020,066

DEPARTMENT OF MENTAL HEALTH

11474 ATLANTIC COASTAL FISHERIES COOPERATIVE MGMT ACT	(1,799)		(129)	(1,928)	(1,928)	-	-
14235 SUPPORTIVE HOUSING PROGRAM	140,877		1,250,774	1,391,651	1,226,468	-	165,183
14238 SHELTER PLUS CARE	11,728,770		7,469,655	19,198,425	5,938,941	-	13,259,484
16202 OFFENDER REENTRY PROGRAM	1,857,210		291,247	2,148,457	456,231	-	1,692,226
16529 EDUCATION & TRAINING TO END VIOLENCE & ABUSE OF WOMEN	-		350,000	350,000	130,000	-	220,000
16579 BYRNE FORMULA GRANT PROGRAM	201,304		635,251	836,555	754,040	-	82,515
16590 ENCOURAGE ARREST POLICIES/PROTECTION ORDERS	(465)		-	(465)	(465)	-	-
84034 PUBLIC LIBRARY SERVICES	1		-	1	-	-	1
84348 TITLE I ACCOUNTABILITY GRANT	(627)		(194)	(821)	(821)	-	-
93003 PUBLIC HEALTH AND SOCIAL SERVICES EMERGENCY FUND	18,000		132,000	150,000	67,926	-	82,074
93119 GRANTS FOR TECHNICAL ASSISTANCE	1,067		2	1,069	328	-	741
93148 COOPERATIVE AGREEMENTS - HOMELESS INDIVIDUALS	123,440		-	123,440	122,346	-	1,094
93150 ASSISTANCE IN TRANSITION FROM HOMELESSNESS (PATH)	84,321		641,000	725,321	615,216	-	110,105
93230 CONSOLIDATED KNOWLEDGE DEVELOPMENT & APPLICATION	2,661,011		217,817	2,878,828	2,234,352	-	644,476
93238 COOPERATIVE AGREEMENTS FOR TREATMENT OUTCOMES	94,386		100,000	194,386	60,293	-	134,093
93242 MENTAL HEALTH RESEARCH GRANTS	1,818,552		869,077	2,687,629	679,554	-	2,008,075
93243 SUBSTANCE ABUSE/MENTAL HEALTH SERVICES	877,119		5,115,488	5,992,607	1,586,668	-	4,405,939
93275 SUBSTANCE ABUSE & MENTAL HEALTH SERVICES TO RECOVERY	-		7,591,723	7,591,723	728,627	-	6,863,096
93279 DRUG ABUSE RESEARCH PROGRAMS	688,725		573,407	1,262,132	284,247	-	977,885
93283 CDC - INVESTIGATIONS AND TECHNICAL ASSISTANCE	4,500		10,500	15,000	5,000	-	10,000
93630 DEVELOPMENTAL DISABILITIES - BASIC SUPPORT & ADVOCACY	889		(1)	888	-	-	888
93667 SOCIAL SERVICES BLOCK GRANT	412,239		2,278,593	2,690,832	2,303,775	-	387,057
93891 ALCOHOL RESEARCH CENTER GRANTS	92,636		56,621	149,257	79,882	-	69,375
93958 COMMUNITY MENTAL HEALTH SERVICES BLOCK GRANT	2,472,677		4,427,225	6,899,902	5,207,290	-	1,692,612
93959 SUBSTANCE ABUSE PREVENTION & TREATMENT BLOCK	6,851,387		16,919,875	23,771,262	16,987,518	-	6,783,744
99136 OIL COMPANY OVERCHARGE RECOVERIES	-		-	-	-	-	-
AGENCY TOTAL	30,126,220		48,929,931	79,056,151	39,465,488		39,590,663

DEPARTMENT OF TRANSPORTATION

20205 HIGHWAY PLANNING AND CONSTRUCTION	-		5,391	5,391	-	-	5,391
AGENCY TOTAL			5,391	5,391			5,391

DEPARTMENT OF SOCIAL SERVICES

10551 FOOD STAMPS	949,808		596,824	1,546,632	1,410,758	-	135,874
10561 STATE MATCHING GRANT FOR FOOD STAMPS	2,035,548		2,859,277	4,894,825	2,313,102	-	2,581,723
10568 EMERGENCY FOOD ASSISTANCE PROGRAM	187,111		338,381	525,492	396,944	-	128,548
10570 NUTRITION SERVICES INCENTIVE	382,936		1,953,468	2,336,404	2,053,783	-	282,621
14170 CONGREGATE HOUSING SERVICES PROGRAM	187,564		292,068	479,632	313,069	-	166,563
14231 EMERGENCY SHELTER GRANTS PROGRAM	287		1,131,584	1,131,871	1,131,584	-	287
14241 HOUSING OPPORTUNITIES FOR PERSONS WITH AIDS	40,964		251,000	291,964	273,139	-	18,825
14856 LOW INCOME HOUSING - SECTION 8 MODERATE REHAB	6,953		638,488	645,441	255,050	-	390,391
14871 SECTION 8 HOUSING CHOICE VOUCHERS	731,643		73,629,151	74,360,794	52,088,538	-	22,272,256
14900 LEAD-BASED PAINT HAZARD CONTROL PROGRAM	5,600,000		-	5,600,000	1,397,807	-	4,202,193
17235 SENIOR COMMUNITY SERVICE EMPLOYMENT	9,249		959,737	968,986	965,507	-	3,479
81042 WEATHERIZATION ASSISTANCE FOR LOW-INCOME PERSONS	3,432,358		2,517,795	5,950,153	2,901,698	-	3,048,455
83539 CRISIS COUNSELING	104,924		-	104,924	-	-	104,924
84126 REHABILITATION SERVICES - VOCATIONAL REHAB GRANTS	7,051,052		16,742,928	23,793,980	15,894,493	-	7,899,487
84169 INDEPENDENT LIVING - STATE GRANTS	120,812		258,844	379,656	315,403	-	64,253
84187 SUPPORTED EMPLOYMENT SERVICES - SEVERE HANDICAPS	534,788		340,859	875,647	54,874	-	820,773
84224 ASSISTIVE TECHNOLOGY	536,276		314,969	851,245	174,741	-	676,504
84265 STATE VOCATIONAL REHABILITATION IN-SERVICE TRAINING	68,520		52,846	121,366	78,414	-	42,952

	CONTINUED AND INITIAL APPROPRIATIONS		APPROPRIATION	TOTAL	APPROPRIATIONS	
	ADJUSTMENTS	ADJUSTMENTS	ADJUSTMENTS	ADJUSTMENTS	LAPSED	CONTINUED
93041 AGING PROGRAMS - TITLE VII CHAPTER 3 - ABUSE PREVENTION	33,818	63,137	96,955	74,043	-	22,912
93043 AGING PROGRAMS - TITLE III PART F - PREVENT DISEASE	75,641	267,821	343,462	266,616	-	76,846
93044 AGING PROGRAMS - TITLE III PART B - SUPPORT SERVICES	1,820,768	4,682,437	6,503,205	5,108,879	-	1,394,326
93045 AGING PROGRAMS - TITLE III PART C - NUTRITION SERVICES	1,691,962	7,417,070	9,109,032	7,470,094	-	1,638,938
93048 AGING PROGRAMS - TITLE IV - TRAIN/RESEARCH/DISCRETIONARY	4,906	160,001	164,907	160,679	-	4,228
93051 ALZHEIMER'S DEMONSTRATION PROGRAM	207,707	250,000	457,707	138,388	-	319,319
93052 FAMILY CAREGIVER SUPPORT	626,910	2,024,314	2,651,224	2,172,621	-	478,603
93110 MATERNAL AND CHILD HEALTH	19,906	49,999	69,905	43,520	-	26,385
93234 TRAUMATIC BRAIN INJURY STATE DEMONSTRATION GRANT	2,750	75,000	77,750	-	-	77,750
93563 CHILD SUPPORT ENFORCEMENT	859,485	1	859,486	-	-	859,486
93566 REFUGEE AND ENTRANT ASSISTANCE - STATE	816,078	831,823	1,647,901	1,127,036	-	520,865
93568 LOW-INCOME HOME ENERGY ASSISTANCE	3,697,440	47,926,691	51,624,131	39,936,500	-	11,687,631
93569 COMMUNITY SERVICES BLOCK GRANT	1,561,272	7,691,593	9,252,865	8,866,462	-	386,403
93576 REFUGEE & ENTRANT ASSISTANCE - DISCRETIONARY	62,812	175,000	237,812	173,375	-	64,437
93585 EMPOWERMENT ZONES PROGRAM	191,137	-	191,137	190,163	-	974
93595 WELFARE REFORM RESEARCH, EVALUATION & STUDIES	9,266	-	9,266	-	-	9,266
93597 GRANTS FOR ACCESS & VISITATION PROGRAMS	36,929	101,505	138,434	102,964	-	35,470
93600 HEAD START	190,170	173,204	363,374	258,096	-	105,278
93647 SOCIAL SERVICES RESEARCH & DEMONSTRATION	2,958	30,000	32,958	-	-	32,958
93667 SOCIAL SERVICES BLOCK GRANT	2,559,040	37,401,297	39,960,337	37,165,387	-	2,794,950
93671 FAMILY VIOLENCE PREVENTION & SERVICES	2,014,900	784,632	2,799,532	918,142	-	1,881,390
93768 COMPETITIVE EMPLOYMENT OF PEOPLE WITH DISABILITIES	538,940	528,701	1,067,641	637,708	-	429,933
93778 MEDICAL ASSISTANCE PROGRAM	-	93,673,434	93,673,434	91,286,940	-	2,386,494
93779 HEALTH CARE FINANCE - RESEARCH/DEMONSTRATION/EVAL	1,562,334	467,743	2,030,077	840,373	-	1,189,704
93917 HIV CARE FORMULA GRANTS	(38,974)	12,749,272	12,710,298	11,062,937	-	1,647,361
93994 MATERNAL AND CHILD HEALTH SERVICES BLOCK	241	499,999	500,240	134,852	-	365,388
96001 SOCIAL SECURITY-DISABILITY INSURANCE	6,299,098	13,879,361	20,178,459	18,878,339	-	1,300,120
96008 SSA - BENEFITS PLANNING, ASSISTANCE & OUTREACH	79,757	199,374	279,131	217,341	-	61,790
99136 OIL COMPANY OVERCHARGE RECOVERIES	433	1,018,517	1,018,950	946,913	-	72,037
AGENCY TOTAL	46,908,477	336,000,145	382,908,622	310,197,272	-	72,711,350

DEPARTMENT OF EDUCATION

10553 SCHOOL BREAKFAST PROGRAM	5,285,715	15,602,737	20,888,452	12,095,716	-	8,792,736
10555 NATIONAL SCHOOL LUNCH PROGRAM	17,952,575	56,168,016	74,120,591	57,630,987	-	16,489,604
10556 SPECIAL MILK PROGRAM FOR CHILDREN	276,126	512,370	788,496	390,386	-	398,110
10558 CHILD AND ADULT CARE FOOD PROGRAM	4,715,687	11,648,942	16,364,629	10,467,467	-	5,897,168
10559 SUMMER FOOD SERVICE PROGRAM FOR CHILDREN	1,186,213	980,064	2,166,277	997,171	-	1,169,100
10560 STATE ADMINISTRATIVE EXPENSES FOR CHILD NUTRITION	138,506	988,487	1,126,993	582,237	-	544,756
10574 TEAM NUTRITION GRANTS	269,960	199,487	469,447	207,151	-	262,296
16540 JUVENILE JUSTICE AND DELINQUENCY PREVENTION	188	-	188	-	-	-
16580 EDWARD BYRNE MEMORIAL - DISCRETIONARY GRANTS	6,970	-	6,970	6,970	-	-
84002 ADULT EDUCATION - STATE GRANT PROGRAM	1,208,984	6,011,549	7,220,533	5,517,654	-	1,702,879
84010 TITLE I GRANTS TO LOCAL EDUCATIONAL AGENCIES	25,712,062	111,412,737	137,124,799	114,758,226	-	22,366,573
84011 MIGRANT EDUCATION - BASIC STATE GRANT PROGRAM	1,343,622	3,087,573	4,431,195	1,990,333	-	2,440,862
84013 TITLE I PROGRAM-NEGLECTED AND DELINQUENT CHILDREN	493,166	1,052,075	1,545,241	1,393,226	-	152,015
84027 SPECIAL EDUCATION - STATE GRANTS	33,986,160	119,300,627	153,286,787	116,104,300	-	37,182,487
84048 VOCATIONAL EDUCATION - BASIC GRANTS TO STATES	885,752	10,267,032	11,152,784	10,194,499	-	958,285
84063 PELL GRANT PROGRAM	2,972	486,185	489,157	480,631	-	8,526
84126 REHABILITATION SERVICES - VOCATIONAL REHAB GRANTS	1,887	41,577	43,464	1,887	-	41,577
84162 IMMIGRANT EDUCATION	17,727	(17,727)	-	-	-	-
84173 SPECIAL EDUCATION - PRESCHOOL GRANTS	2,147,592	4,928,228	7,075,820	5,104,276	-	1,971,544
84184 DRUG-FREE SCHOOLS AND COMMUNITIES-NATIONAL	487,972	-	487,972	487,972	-	-
84185 BYRD HONORS SCHOLARSHIPS	-	486,000	486,000	484,500	-	1,500
84186 SAFE AND DRUG-FREE SCHOOLS - STATE GRANTS	1,233,242	3,527,042	4,760,284	3,347,038	-	1,413,246
84194 BILINGUAL EDUCATION SUPPORT SERVICES	403	(403)	-	-	-	-
84196 EDUCATION OF HOMELESS CHILDREN AND YOUTH	86,308	498,514	584,822	466,942	-	117,880
84206 JAVITS GIFTED AND TALENTED STUDENT EDUCATION GRANT	396,715	1	396,716	303,903	-	92,813
84213 EVEN START - STATE EDUCATIONAL AGENCIES	56,130	1,836,750	1,892,880	1,793,517	-	99,363
84215 FUND FOR THE IMPROVEMENT OF EDUCATION	21,451	-	21,451	21,451	-	-
84243 TECH-PREP EDUCATION	135,996	897,109	1,033,105	868,778	-	164,327
84276 GOALS 2000	-	-	-	(2,988)	-	2,988
84281 EISENHOWER PROFESSIONAL DEVELOPMENT	11,351	(11,278)	73	(619)	-	692
84282 CHARTER SCHOOLS	10,099	562,437	572,536	534,100	-	38,436
84287 TITLE IV, PART B, 21ST CENTURY COMMUNITY LEARNING	768,297	7,974,533	8,742,830	7,681,273	-	1,061,557
84298 INNOVATIVE EDUCATION PROGRAM STRATEGIES	1,443,872	3,356,435	4,800,307	3,609,552	-	1,190,755
84318 TECHNOLOGY LITERACY CHALLENGE	2,656,503	5,582,063	8,238,566	6,695,320	-	1,543,246
84323 SPECIAL EDUCATION- CHILDREN WITH DISABILITIES	764,490	920,000	1,684,490	1,037,717	-	646,773
84326 SPECIAL ED TECH ASSISTANCE-TO IMPROVE RESULTS	37,244	-	37,244	34,976	-	2,268
84330 ADVANCED PLACEMENT INCENTIVE PROGRAM	746,402	91,358	837,760	716,199	-	121,561
84332 COMPREHENSIVE SCHOOL REFORM DEMONSTRATION	3,262,513	2,820,549	6,083,062	3,317,662	-	2,765,400
84336 TEACHER QUALITY ENHANCEMENT GRANTS	1,665	(1,227)	438	438	-	-
84338 READING EXCELLENCE	395,972	(105,553)	290,419	210,006	-	80,413
84340 CLASS SIZE REDUCTION	-	-	-	-	-	-
84348 TITLE I ACCOUNTABILITY GRANT	90,139	(90,139)	-	-	-	-
84349 EARLY CHILDHOOD EDUCATION PROFESSIONAL DEVELOPMENT	1,755,849	-	1,755,849	1,135,779	-	620,070
84350 CLASS SIZE REDUCTION PROGRAM	150,712	-	150,712	133,080	-	17,632
84352 SCHOOL RENOVATION IDEA AND TECHNOLOGY GRANTS	64,846	-	64,846	(54,893)	-	119,739
84357 TITLE I PART B READING FIRST	12,645,247	7,026,284	19,671,531	12,429,113	-	7,242,418
84358 TITLE VI, PART B, RURAL AND LOW INCOME SCHOOL	1,450	123,487	124,937	117,313	-	7,624
84365 TITLE III, LANGUAGE BILINGUAL	2,425,263	5,519,606	7,944,869	5,603,817	-	2,341,052
84366 MATHEMATICS AND SCIENCE PARTNERSHIP	606,349	991,194	1,597,543	947,102	-	650,441
84367 TITLE II, PART A, TEACHER & PRINCIPAL RECRUITMENT	8,135,051	26,923,417	35,058,468	26,967,906	-	8,090,562
84369 STATE ASSESSMENTS AND RELATED ACTIVITIES	6,377,133	5,656,398	12,033,531	6,491,219	-	5,542,312
93576 REFUGEE & ENTRANT ASSISTANCE - DISCRETIONARY	1,199	235,594	236,793	221,069	-	15,724
93667 SOCIAL SERVICES BLOCK GRANT	-	100,000	100,000	-	-	100,000
93938 SUPPORT SCHOOL HEALTH EDUCATION TO PREVENT AIDS	235,390	235,384	470,774	273,971	-	196,803

	CONTINUED		TOTAL	EXPENDITURES	APPROPRIATIONS	
	AND INITIAL	ADJUSTMENTS			APPROPRIATIONS	LAISED
93988 STATED-BASED DIABETES CONTROL PROGRAMS	-	9,500	9,500	-	-	9,500
94004 LEARN & SERVE AMERICA - SCHOOL/COMMUNITY	1,080	223,201	224,281	209,069	-	15,212
99125 OTHER FEDERAL ASSISTANCE	315,841	193,923	509,764	223,420	-	286,344
AGENCY TOTAL	140,954,038	418,252,138	559,206,176	424,229,007	-	134,977,169
BOARD OF EDUCATION AND SERVICES FOR THE BLIND						
45025 PROMOTION OF THE ARTS-PARTNERSHIP AGREEMENTS	2,130	-	2,130	-	-	2,130
84126 REHABILITATION SERVICES - VOCATIONAL REHAB GRANTS	2,885,334	2,877,159	5,762,493	2,441,664	-	3,320,829
84169 INDEPENDENT LIVING - STATE GRANTS	50,646	45,678	96,324	49,099	-	47,225
84177 REHAB-INDEPENDENT LIVING FOR OLDER, BLIND INDIVIDUALS	360,421	398,820	759,241	460,546	-	298,695
84187 SUPPORTED EMPLOYMENT SERVICES - SEVERE HANDICAPS	76,942	61,058	138,000	75,509	-	62,491
84265 STATE VOCATIONAL REHABILITATION IN-SERVICE TRAINING	21,403	15,410	36,813	11,692	-	25,121
93667 SOCIAL SERVICES BLOCK GRANT	35,764	58,857	94,621	73,652	-	20,969
AGENCY TOTAL	3,432,640	3,456,982	6,889,622	3,112,162	-	3,777,460
COMMISSION ON THE DEAF AND HEARING IMPAIRED						
93667 SOCIAL SERVICES BLOCK GRANT	74,917	172,477	247,394	164,152	-	83,242
AGENCY TOTAL	74,917	172,477	247,394	164,152	-	83,242
STATE LIBRARY						
45302 MUSEUM ASSESSMENT PROGRAM	1,775	-	1,775	1,775	-	-
45310 STATE LIBRARY PROGRAM	1,624,950	2,100,240	3,725,190	2,250,321	-	1,474,869
84154 PUBLIC LIBRARY CONSTRUCTION & TECHNOLOGY ENHANCE	56,753	-	56,753	(730)	-	57,483
84167 LIBRARY LITERACY PROGRAM	13,083	-	13,083	-	-	13,083
89003 NATIONAL HISTORICAL PUBLICATIONS & RECORDS GRANT	25,429	-	25,429	25,429	-	-
93667 SOCIAL SERVICES BLOCK GRANT	81,800	-	81,800	-	-	81,800
AGENCY TOTAL	1,803,790	2,100,240	3,904,030	2,276,795	-	1,627,235
DEPARTMENT OF HIGHER EDUCATION						
64124 ALL-VOLUNTEER FORCE EDUCATIONAL ASSISTANCE	172,435	268,734	441,169	210,198	-	230,971
84069 LEVERAGING EDUCATIONAL ASSISTANCE PARTNERSHIP	453,532	(32,208)	421,324	50,165	-	371,159
84116 IMPROVEMENT OF POSTSECONDARY EDUCATION	116,852	(16,831)	100,021	33,627	-	66,394
84185 BYRD HONORS SCHOLARSHIPS	31,945	486,000	517,945	477,600	-	40,345
84281 EISENHOWER PROFESSIONAL DEVELOPMENT	5,028	(5,028)	-	-	-	-
84323 SPECIAL EDUCATION-CHILDREN WITH DISABILITIES	22,042	201,000	223,042	205,653	-	17,389
84334 GAINING EARLY AWARENESS AND READINESS - UNDERGRAD	3,187,814	2,557,171	5,744,985	1,849,284	-	3,895,701
84350 CLASS SIZE REDUCTION PROGRAM	61,703	-	61,703	61,703	-	-
84367 TITLE II, PART A, TEACHER & PRINCIPAL TRAINING & RECRUIT	800,211	700,455	1,500,666	688,076	-	812,590
94003 STATE COMMISSION	203,070	173,665	376,735	109,267	-	267,468
94004 LEARN & SERVE AMERICA - SCHOOL/COMMUNITY	36,641	(36,641)	-	-	-	-
94006 AMERICORPS	1,703,755	1,754,292	3,458,047	1,203,244	-	2,254,803
94007 PLANNING & PROGRAM DEVELOPMENT GRANTS	42,003	(3,503)	38,500	-	-	38,500
94009 TRAINING AND TECHNICAL ASSISTANCE	188,335	(36,973)	151,362	92,602	-	58,760
AGENCY TOTAL	7,025,366	6,010,133	13,035,499	4,981,419	-	8,054,080
UNIVERSITY OF CONNECTICUT						
99125 OTHER FEDERAL ASSISTANCE	4,245,300	-	4,245,300	-	-	4,245,300
AGENCY TOTAL	4,245,300	-	4,245,300	-	-	4,245,300
CHARTER OAK STATE COLLEGE						
84002 ADULT EDUCATION - STATE GRANT PROGRAM	-	250,000	250,000	249,434	-	566
84032 FEDERAL FAMILY EDUCATION LOANS	-	2,102,020	2,102,020	2,097,200	-	4,820
84063 PELL GRANT PROGRAM	-	453,005	453,005	439,077	-	13,928
84116 IMPROVEMENT OF POSTSECONDARY EDUCATION	6,348	151,179	157,527	146,725	-	10,802
AGENCY TOTAL	6,348	2,956,204	2,962,552	2,932,436	-	30,116
DEPARTMENT OF CORRECTION						
16579 BYRNE FORMULA GRANT PROGRAM	27,433	263,399	290,832	234,640	-	56,192
16580 EDWARD BYRNE MEMORIAL STATE & LOCAL DISCRETION	-	100,000	100,000	-	-	100,000
16586 VIOLENT OFFENDER INCARCERATION & TRUTH IN SENTENCING	511,597	906,420	1,418,017	1,198,890	-	219,127
16593 RESIDENTIAL SUBSTANCE ABUSE TREATMENT - PRISONERS	118,200	710,623	828,823	595,363	-	233,460
20215 HIGHWAY TRAINING AND EDUCATION	71,264	(71,264)	-	-	-	-
84002 ADULT EDUCATION - STATE GRANT PROGRAM	306,983	(235,722)	71,261	3,784	-	67,477
84013 TITLE I PROGRAM-NEGLECTED AND DELINQUENT CHILDREN	279,849	1,217,346	1,497,195	1,077,987	-	419,208
84027 SPECIAL EDUCATION - STATE GRANTS	-	590,411	590,411	514,573	-	75,838
84048 VOCATIONAL EDUCATION - BASIC GRANTS TO STATES	2,218	121,480	123,698	121,676	-	2,022
84186 SAFE AND DRUG-FREE SCHOOLS - STATE GRANTS	8,856	(6,638)	2,218	2,218	-	-
84255 LITERACY PROGRAMS FOR PRISONERS	-	150,000	150,000	62,105	-	87,895
84298 INNOVATIVE EDUCATION PROGRAM STRATEGIES	207,579	(198,723)	8,856	8,856	-	-
84331 GRANTS - INCARCERATED YOUTHFUL OFFENDERS	96,456	494,640	591,096	464,235	-	126,861
84336 TEACHER QUALITY ENHANCEMENT GRANTS	-	198,280	198,280	153,096	-	45,184
93940 HIV PREVENTION ACTIVITIES	4,264	(4,264)	-	-	-	-
99125 OTHER FEDERAL ASSISTANCE	-	4,694	4,694	-	-	4,694
AGENCY TOTAL	1,634,699	4,240,682	5,875,381	4,437,423	-	1,437,958
DEPARTMENT OF CHILDREN AND FAMILIES						
16523 JUVENILE ACCOUNTABILITY INCENTIVE	90,000	1,330,604	1,420,604	1,340,066	-	80,538
16579 BYRNE FORMULA GRANT PROGRAM	99,769	248,980	348,749	319,345	-	29,404
16586 VIOLENT OFFENDER INCARCERATION-TRUTH IN SENTENCING	499,759	2,157,392	2,657,151	2,348,477	-	308,674
84013 TITLE I PROGRAM - NEGLECTED AND DELINQUENT CHILDREN	47,135	191,416	238,551	140,244	-	98,307
84027 SPECIAL EDUCATION - STATE GRANTS	73,389	275,668	349,057	283,352	-	65,705
84048 VOCATIONAL EDUCATION - BASIC GRANTS TO STATES	-	12,986	12,986	12,166	-	820

SCHEDULE C-7

	CONTINUED AND INITIAL		TOTAL	EXPENDITURES	APPROPRIATIONS	
	APPROPRIATIONS	ADJUSTMENTS			LAPSED	CONTINUED
84173 SPECIAL EDUCATION - PRESCHOOL GRANTS	24	200,000	200,024	200,000	-	24
84186 SAFE AND DRUG-FREE SCHOOLS - STATE GRANTS	372	591	963	797	-	166
84276 GOALS 2000	1,527	(1,527)	-	-	-	-
84298 INNOVATIVE EDUCATION PROGRAM STRATEGIES	8,283	15,568	23,851	4,316	-	19,535
93003 PUBLIC HEALTH AND SOCIAL SERVICES EMERGENCY FUND	-	23,930	23,930	2,877	-	21,053
93230 CONSOLIDATED KNOWLEDGE DEVELOPMENT APPLICATION	1,840,903	6,166,022	8,006,925	3,788,342	-	4,218,583
93551 ABANDONED INFANTS	218,212	-	218,212	174,662	-	43,550
93556 PROMOTING SAFE AND STABLE FAMILIES	4,586,164	2,714,043	7,300,207	4,921,937	-	2,378,270
93599 CHAFEE EDUCATION & TRAINING VOUCHERS PROGRAM	293,840	644,752	938,592	(1,607)	-	940,199
93603 ADOPTIVE INCENTIVE PAYMENTS	401,578	-	401,578	401,578	-	-
93643 CHILDRENS JUSTICE GRANTS TO STATE	335,283	217,062	552,345	223,487	-	328,858
93645 CHILD WELFARE SERVICES - STATE GRANTS	785,983	2,305,692	3,091,675	1,701,860	-	1,389,815
93652 ADOPTION OPPORTUNITIES-ADMINISTRATION	349,400	217,953	567,353	480,452	-	86,901
93658 FOSTER CARE - TITLE IV-E	-	336,576	336,576	336,576	-	-
93667 SOCIAL SERVICES BLOCK GRANT	802,404	3,209,613	4,012,017	4,012,017	-	-
93669 CHILD ABUSE AND NEGLECT STATE GRANTS	827,828	309,266	1,137,094	395,620	-	741,474
93672 COMMUNITY-BASED PREVENTION PROGRAM	1,509	(1,509)	-	-	-	-
93674 INDEPENDENT LIVING	1,678,375	1,680,621	3,358,996	1,950,038	-	1,408,958
93958 COMMUNITY MENTAL HEALTH SERVICES BLOCK GRANT	921,705	2,171,517	3,093,222	2,643,300	-	449,922
AGENCY TOTAL	13,863,442	24,427,216	38,290,658	25,679,902	-	12,610,756

COUNCIL TO ADMINISTER THE CHILDREN'S TRUST FUND

93590 COMMUNITY - BASED FAMILY RESOURCE AND SUPPORT	718,298	426,660	1,144,958	454,398	-	690,560
93669 CHILD ABUSE AND NEGLECT STATE GRANTS	-	10,000	10,000	10,000	-	-
AGENCY TOTAL	718,298	436,660	1,154,958	464,398	-	690,560

JUDICIAL DEPARTMENT

16523 JUVENILE ACCOUNTABILITY INCENTIVE	-	90,000	90,000	90,000	-	-
16554 NATIONAL CRIMINAL HISTORY IMPROVEMENT PROGRAM	91,127	164,750	255,877	187,758	-	68,119
16575 CRIME VICTIM ASSISTANCE	9,593,493	4,389,998	13,983,491	4,340,907	-	9,642,584
16576 CRIME VICTIM COMPENSATION	352,765	779,999	1,132,764	829,239	-	303,525
16579 BYRNE FORMULA GRANT PROGRAM	306,815	1,550,472	1,857,287	1,639,645	-	217,642
16580 EDWARD BYRNE MEMORIAL STATE/LOCAL DISCRETIONARY	43,474	(5,587)	37,887	11,986	-	25,901
16586 VIOLENT OFFENDER INCARCERATION-TRUTH IN SENTENCING	-	2,252,572	2,252,572	1,931,575	-	320,997
16588 VIOLENCE AGAINST WOMEN FORMULA GRANTS	3,750	33,750	37,500	36,837	-	663
16590 ENCOURAGE ARREST POLICIES/PROTECTION ORDERS	142,707	486,458	629,165	580,987	-	48,178
16591 SEX OFFENDER MANAGEMENT	40,688	(40,688)	-	-	-	-
16609 COMMUNITY PROSECUTION PROGRAMS	250,000	-	250,000	97,456	-	152,544
93586 STATE COURT IMPROVEMENT PROGRAM	268,751	105,709	374,460	169,606	-	204,854
93597 GRANTS FOR ACCESS & VISITATION PROGRAMS	2,101	102,964	105,065	98,477	-	6,588
93601 CHILD SUPPORT ENFORCEMENT DEM. SPECIAL PROJECT	-	100,000	100,000	-	-	100,000
AGENCY TOTAL	11,095,671	10,010,397	21,106,068	10,014,473	-	11,091,595

PUBLIC DEFENDER SERVICES COMMISSION

16523 JUVENILE ACCOUNTABILITY INCENTIVE	(95,760)	998,453	902,693	904,438	-	(1,745)
16549 PART E - STATE CHALLENGE ACTIVITIES	19,016	191,235	210,251	189,568	-	20,683
16579 BYRNE FORMULA GRANT PROGRAM	53,086	90,548	143,634	140,857	-	2,777
AGENCY TOTAL	(23,658)	1,280,236	1,256,578	1,234,863	-	21,715
TOTALS	562,971,146	1,190,232,449	1,753,203,595	1,102,837,089	-	650,366,506
LESS INTERAGENCY TRANSFERS	-	(51,323,363)	(51,323,363)	(51,323,363)	-	-
TOTAL FEDERAL GRANTS	562,971,146	1,138,909,086	1,701,880,232	1,051,513,726	-	650,366,506
TOTAL FEDERAL AND OTHER GRANTS	\$ 852,186,741	\$ 1,505,016,851	\$ 2,357,203,592	\$ 1,338,815,741	\$ -	\$ 1,018,387,851

TRANSPORTATION GRANTS AND RESTRICTED ACCOUNTS FUND
STATEMENT OF APPROPRIATIONS AND EXPENDITURES
FISCAL YEAR ENDED JUNE 30, 2005

	CONTINUED	APPROPRIATION	TOTAL	APPROPRIATIONS		
	APPROPRIATIONS	ADJUSTMENTS	APPROPRIATIONS	EXPENDITURES	LAPSED	CONTINUED
OTHER GRANTS AND RESTRICTED ACCOUNTS						
OFFICE OF THE STATE TREASURER						
35266 COST OF ISSUANCE STO BOND 2003A	\$ 457,629	\$ 432,957	\$ 890,586	\$ 415,746	\$ -	\$ 474,840
90277 TRANSPORTATION D/S ADMINISTRATIVE COSTS	201	144,334	144,535	144,535	-	-
AGENCY TOTAL	<u>457,830</u>	<u>577,291</u>	<u>1,035,121</u>	<u>560,281</u>	-	<u>474,840</u>
DEPARTMENT OF MOTOR VEHICLES						
90103 PRE-PLACEMENT PHYSICAL EXAMS	-	7,000	7,000	7,000	-	-
90279 MARINE VESSEL ACCOUNT	38,683	469,397	508,080	508,080	-	-
AGENCY TOTAL	<u>38,683</u>	<u>476,397</u>	<u>515,080</u>	<u>515,080</u>	-	-
DEPARTMENT OF TRANSPORTATION						
21459 CITIES/TOWNS - DEMAND DEPOSIT-MUNI	9,929,973	(52,777)	9,877,196	71,061	-	9,806,135
30040 PIGGYBACK SERVICE DEVELOPMENT	6,782	-	6,782	-	-	6,782
30054 PUBLIC BUS TRANSPORTATION - LOCAL SUBSIDY	1,715	-	1,715	-	-	1,715
30069 EMPLOYEE HEALTH & FITNESS CENTER	30,432	17,520	47,952	32,939	-	15,013
30127 ENFORCEMENT GRANT	53,246	-	53,246	-	-	53,246
30186 MOTORCYCLE RIDER EDUCATION PROGRAM	415,770	188,330	604,100	194,170	-	409,930
30204 HIGHWAY & BRIDGE RENEWAL GRANTS	(21,891)	-	(21,891)	104,836	-	(126,727)
30233 BRADLEY IMPROVEMENT FUND GRANT	103,100	8,848	111,948	296,826	-	(184,878)
30236 BRADLEY AIR 2001 CONSTRUCTION PROJECT ACCT	(255,157)	129,186	(125,971)	121,001	-	(246,972)
30257 BIA IMPROVEMENT FUND	(69,582)	85,706	16,124	57,204	-	(41,080)
30263 NON-STATE FUNDS FOR SEMINARS BY AGENCY	10,800	-	10,800	-	-	10,800
30269 AMTRAK PASS-THRU FUNDS-NE CORRIDOR	37,139,939	2,417,152	39,557,091	1,416,512	-	38,140,579
30273 AMTRAK PASS-THRU FUNDS-ELECTRIFICATION	258,101	-	258,101	-	-	258,101
30277 CONNECTICUT OPERATION LIFESAVER	11,512	-	11,512	-	-	11,512
30290 SECURITY FENCE - GATE KEYS	8,410	290	8,700	-	-	8,700
30361 CITIES/TOWNS - DEMAND DEPOSITS (DD-MUNI)	-	800,551	800,551	20,242	-	780,309
30363 PRIVATE FUND SERVICE DEMAND DEPOSIT-DD PRIV	-	896,227	896,227	49,336	-	846,891
35304 TSB PROJECTS ACCOUNT	10,000,000	24,991,785	34,991,785	20,053,196	-	14,938,589
90138 CONSTRUCT DARIEN WELCOME CENTER	37,236	-	37,236	-	-	37,236
90176 ACCESS ROAD-UCONN TECHNICAL PARK	59,322	-	59,322	-	-	59,322
90179 PHASE II ACCESS ROAD UCONN TECH PARK	11,434	-	11,434	-	-	11,434
90328 PRE-PLACEMENT PHYSICALS GRANT	-	28,500	28,500	28,500	-	-
AGENCY TOTAL	<u>57,731,142</u>	<u>29,511,318</u>	<u>87,242,460</u>	<u>22,445,823</u>	-	<u>64,796,637</u>
TOTALS	<u>58,227,655</u>	<u>30,565,006</u>	<u>88,792,661</u>	<u>23,521,184</u>	-	<u>65,271,477</u>
LESS: INTERAGENCY TRANSFERS	-	(35,500)	(35,500)	(35,500)	-	-
TOTAL OTHER GRANTS	<u>58,227,655</u>	<u>30,529,506</u>	<u>88,757,161</u>	<u>23,485,684</u>	-	<u>65,271,477</u>
FEDERAL GRANTS						
DEPARTMENT OF TRANSPORTATION						
20106 AIRPORT IMPROVEMENT PROGRAM	687,896	3,146,282	3,834,178	319,503	-	3,514,675
20205 HIGHWAY PLANNING AND CONSTRUCTION	117,616,382	74,665,396	192,281,778	57,675,474	-	134,606,304
20215 HIGHWAY TRAINING AND EDUCATION	283,378	-	283,378	48,763	-	234,615
20308 LOCAL RAIL FREIGHT ASSISTANCE	62,518	-	62,518	-	-	62,518
20500 FEDERAL TRANSIT CAPITAL INVESTMENT GRANTS	152,956	-	152,956	71,670	-	81,286
20505 FEDERAL TRANSIT - METRO. PLANNING GRANTS	455,337	682,661	1,137,998	687,902	-	450,096
20507 FEDERAL TRANSIT - FORMULA GRANTS	1,449,837	(400,000)	1,049,837	207,969	-	841,868
20509 FORMULA GRANTS FOR NON URBANIZED AREAS	3,200,773	-	3,200,773	1,070,211	-	2,130,562
20513 CAPITAL ASSISTANCE PRG ELDERLY & DISABLED	196,609	1,000,012	1,196,621	934,976	-	261,645
20514 TRANSIT PLANNING AND RESEARCH	12,417	-	12,417	1,933	-	10,484
20515 STATE PLANNING AND RESEARCH	98,222	184,092	282,314	124,510	-	157,804
20516 JOB ACCESS - REVERSE COMMUTE	3,739,491	3,221,595	6,961,086	2,666,065	-	4,295,021
20600 STATE AND COMMUNITY HIGHWAY SAFETY	11,757,054	7,789,150	19,546,204	8,442,265	-	11,103,939
83516 DISASTER ASSISTANCE	21,000	-	21,000	-	-	21,000
97056 PORT SECURITY GRANT AWARD	156,926	-	156,926	-	-	156,926
99122 URBAN MASS TRANSPORTATION	5,714	-	5,714	-	-	5,714
TOTAL FEDERAL GRANTS	<u>139,896,510</u>	<u>90,289,188</u>	<u>230,185,698</u>	<u>72,251,241</u>	-	<u>157,934,457</u>
TOTAL FEDERAL AND OTHER GRANTS	<u>\$ 198,124,165</u>	<u>\$ 120,818,694</u>	<u>\$ 318,942,859</u>	<u>\$ 95,736,925</u>	<u>\$ -</u>	<u>\$ 223,205,934</u>

DEBT SERVICE FUNDS

Statements:

EXHIBIT D Balance Sheet

SCHEDULE D-1 Statement of Cash Receipts and Disbursements

Comments:

Debt service funds are established by the General Assembly to accumulate resources to pay bond principal and interest. Examples are the self-liquidating projects of educational institutions, highways and bridges, and similar projects.

**DEBT SERVICE FUNDS
BALANCE SHEET
JUNE 30, 2005**

	14001 UNIVERSITY BOND LIQUIDATION	14002 STATE UNIVERSITY DORMITORY
Assets		
Cash and Short Term Investments	\$ 5,019,880	\$ 41,820,644
Cash and Investments with Trustee	-	-
Total Assets	<u>\$ 5,019,880</u>	<u>\$ 41,820,644</u>
Liabilities, Reserves and Fund Balances		
Fund Balances	\$ 5,019,880	\$ 41,820,644
Total Liabilities, Reserves and Fund Balances	<u>\$ 5,019,880</u>	<u>\$ 41,820,644</u>

**DEBT SERVICE FUNDS
STATEMENT OF CASH RECEIPTS AND DISBURSEMENTS
FISCAL YEAR ENDED JUNE 30, 2005**

	14001 UNIVERSITY BOND LIQUIDATION	14002 STATE UNIVERSITY DORMITORY
Cash and Short Term Investments, July 1, 2004	\$ 4,899,614	\$ 42,490,650
Receipts and Transfers:		
Other Receipts	120,971	921,267
Sale of Long Term Investments	-	-
Other Interfund Transfers	<u>2,383,807</u>	<u>24,542,288</u>
Totals	<u>7,404,392</u>	<u>67,954,205</u>
Disbursements:		
Current Expenses, Fixed Charges and Capital Outlay	<u>2,384,512</u>	<u>26,133,561</u>
Cash and Short Term Investments, June 30, 2005	<u>\$ 5,019,880</u>	<u>\$ 41,820,644</u>

EXHIBIT D

14005 TRANSPORTATION SPECIAL TAX OBLIGATION	TOTAL
\$ -	\$ 46,840,524
<u>676,450,460</u>	<u>676,450,460</u>
<u>\$ 676,450,460</u>	<u>\$ 723,290,984</u>
<u>\$ 676,450,460</u>	<u>\$ 723,290,984</u>
<u>\$ 676,450,460</u>	<u>\$ 723,290,984</u>

Schedule D-1

14005 TRANSPORTATION SPECIAL TAX OBLIGATION	TOTAL
\$ -	\$ 47,390,264
371,738,680	372,780,918
-	-
<u>11,045,310</u>	<u>37,971,405</u>
<u>382,783,990</u>	<u>458,142,587</u>
<u>382,783,990</u>	<u>411,302,063</u>
<u>\$ -</u>	<u>\$ 46,840,524</u>

CAPITAL PROJECTS FUNDS

Statements:

EXHIBIT E	Balance Sheet
EXHIBIT E-a	Combining Balance Sheet
SCHEDULE E-1	Statement of Cash Receipts and Disbursements
SCHEDULE E-1a	Combining Statement of Cash Receipts and Disbursements
SCHEDULE E-2	Bonds Outstanding
SCHEDULE E-3	Changes in Bonds Outstanding
SCHEDULE E-4	Bonds Outstanding by Years of Maturity
SCHEDULE E-5	Bond Commission Allocations Available

Comments:

Capital projects funds are established to account for grants and for bond issue proceeds in accordance with acts passed by the General Assembly which specify the purpose of the issues and limit the amount to be spent. Actual bond retirement is made through the General Fund or the various debt service funds. Bond proceeds which are not required immediately are invested for additional revenue. Funds required before bond issue date are obtained by sale of short term notes.

**CAPITAL PROJECTS FUNDS
BALANCE SHEET
JUNE 30, 2005**

ASSETS

FUND NO.		CASH AND SHORT TERM INVESTMENTS	FEDERAL AND OTHER GRANTS RECEIVABLE	TOTAL ASSETS
13001	Rental Housing	\$ 9,028,795	\$ -	\$ 9,028,795
13002	Regional Market	28,868	-	28,868
13003	Intrastate Highways	130,102	-	130,102
13004	Interstate and Defense Highways	4,964,478	4,782	4,969,260
13005	Specific Highway Purposes	50,069	-	50,069
13006	Specific Highway Purposes	1,057,436	126,572	1,184,008
13007	Elimination of Water Pollution	2,022,471	-	2,022,471
13008	Specific Highway Purposes	2,166,122	(428,936)	1,737,186
13009	School Construction	4,389,009	-	4,389,009
13010	School Construction	42,274,339	-	42,274,339
13011	Specific Highway Purposes	(529,552)	(9,679)	(539,231)
13012	Mass Transportation	(142,507)	2,232,648	2,090,141
13013	Transportation Facilities	56,868	-	56,868
13015	Agricultural Land Preservation	300,251	-	300,251
13016	Water Treatment Facilities	81,435	-	81,435
13017	Transportation Improvement	92,298	-	92,298
13018	Transportation Improvement	17,752	14,000	31,752
13019	Community Conservation and Development	28,655,131	-	28,655,131
13020	University and State University Facilities	2,700	-	2,700
13021	University and State University Facilities	13,499	-	13,499
13022	Transportation Improvement	11,731	-	11,731
13023	Health Center Costs and Beach Erosion	24,235	-	24,235
13024	University and State University Facilities	45,588	-	45,588
13025	Transportation Improvement	26,797	-	26,797
13026	Transportation Improvement	56,981	-	56,981
13027	University and State University Facilities	97,737	-	97,737
13028	Transportation Improvement	129,120	-	129,120
13029	University and State University Facilities	121,223	-	121,223
13030	Transportation Improvement	98,213	(16,741)	81,472
13031	Transportation Improvement	103,368	-	103,368
13032	Transportation Improvement	52,136	-	52,136
13033	Infrastructure Improvement	123,910,373	1,067,783,604	1,191,693,977
13034	Legislative Office Building	44,976	-	44,976
13035	University and State University Facilities	198,215	-	198,215
13036	University and State University Facilities	27,948	-	27,948
13037	University and State University Facilities	139,914	-	139,914
13038	Middletown Cluster Rail Service	972	-	972
13039	Fire Training School Facility	859	-	859
13040	University Athletic Facilities	27,187	-	27,187
13041	Correctional Institution Inmate Housing	110,740	-	110,740
13042	University and State University Facilities	1,590,020	-	1,590,020
13043	University Athletic Facilities Increased Costs	68	-	68
13044	Public Works Capital Projects Revolving	(2,367,211)	-	(2,367,211)
13045	University of Connecticut 2000	-	-	-
13046	Ct Juvenile Training School Construction	932,659	-	932,659
13047	Acquisition of Hartford Seminary	1	-	1
Various	Capital Improvements & Other Purposes(See Exhibit E-a)	147,329,022	463,483	147,792,505
		<u>\$ 367,372,436</u>	<u>\$ 1,070,169,733</u>	<u>\$ 1,437,542,169</u>

EXHIBIT E**LIABILITIES, RESERVES AND FUND BALANCES**

RESERVE FOR RECEIVABLES	APPROPRIATIONS CONTINUED	FUND BALANCES	TOTAL LIABILITIES, RESERVES AND FUND BALANCES
\$ -	\$ 11,342,122	\$ (2,313,327)	\$ 9,028,795
-	25,697	3,171	28,868
-	130,102	-	130,102
4,782	4,969,260	(4,782)	4,969,260
-	50,069	-	50,069
126,572	1,184,008	(126,572)	1,184,008
-	3,032,695	(1,010,224)	2,022,471
(428,936)	4,187,187	(2,021,065)	1,737,186
-	7,069,009	(2,680,000)	4,389,009
-	246,025,415	(203,751,076)	42,274,339
(9,679)	913,184	(1,442,736)	(539,231)
2,232,648	2,090,141	(2,232,648)	2,090,141
-	59,823	(2,955)	56,868
-	9,551,535	(9,251,284)	300,251
-	81,435	-	81,435
-	92,298	-	92,298
14,000	31,752	(14,000)	31,752
-	318,941,319	(290,286,188)	28,655,131
-	2,700	-	2,700
-	13,499	-	13,499
-	12,740	(1,009)	11,731
-	24,235	-	24,235
-	45,588	-	45,588
-	26,797	-	26,797
-	56,981	-	56,981
-	97,737	-	97,737
-	129,120	-	129,120
-	121,223	-	121,223
(16,741)	242,939	(144,726)	81,472
-	103,368	-	103,368
-	52,136	-	52,136
1,067,783,604	1,955,465,805	(1,831,555,432)	1,191,693,977
-	44,976	-	44,976
-	-	198,215	198,215
-	135,913	(107,965)	27,948
-	155,914	(16,000)	139,914
-	972	-	972
-	859	-	859
-	-	27,187	27,187
-	110,740	-	110,740
-	2,010,886	(420,866)	1,590,020
-	-	68	68
-	(2,367,211)	-	(2,367,211)
-	613,450,942	(613,450,942)	-
-	124,909	807,750	932,659
-	-	1	1
463,483	1,129,822,610	(982,493,588)	147,792,505
<u>\$ 1,070,169,733</u>	<u>\$ 4,309,663,429</u>	<u>\$ (3,942,290,993)</u>	<u>\$ 1,437,542,169</u>

CAPITAL PROJECT FUNDS - COMBINING BALANCE SHEET
CAPITAL IMPROVEMENTS AND OTHER PURPOSES
JUNE 30, 2005

ASSETS

FUND NO.	CASH AND SHORT TERM INVESTMENTS	FEDERAL AND OTHER GRANTS RECEIVABLE	TOTAL ASSETS
17001 Fiscal Year 2000	\$ 5,754,136	\$ -	\$ 5,754,136
17011 Fiscal Year 2001	28,537,356	-	28,537,356
17021 Fiscal Year 2002	36,272,843	-	36,272,843
17041 Fiscal Year 2004	12,929,326	-	12,929,326
17086 Fiscal Year 1969	46,393	-	46,393
17094 Fiscal Year 1972	29,397	-	29,397
17731 Fiscal Year 1973	93,958	-	93,958
17741 Fiscal Year 1974	356,792	-	356,792
17761 Fiscal Year 1976	(241,158)	382,714	141,556
17771 Fiscal Year 1977	1,896,205	-	1,896,205
17781 Fiscal Year 1978	118,105	-	118,105
17791 Fiscal Year 1979	1,214,186	-	1,214,186
17801 Fiscal Year 1980	2,627,878	33,511	2,661,389
17811 Fiscal Year 1981	1,546,103	47,258	1,593,361
17831 Fiscal Year 1983	3,038,249	-	3,038,249
17841 Fiscal Year 1984	2,288,933	-	2,288,933
17851 Fiscal Year 1985	2,643,266	-	2,643,266
17861 Fiscal Year 1986	(25,145)	-	(25,145)
17871 Fiscal Year 1987	198,169	-	198,169
17891 Fiscal Year 1989	(133,307)	-	(133,307)
17901 Fiscal Year 1990	2,755,226	-	2,755,226
17911 Fiscal Year 1991	128,274	-	128,274
17921 Fiscal Year 1992	4,142,600	-	4,142,600
17931 Fiscal Year 1993 and 1994	(1,987,753)	-	(1,987,753)
17951 Fiscal Year 1995	4,861,832	-	4,861,832
17961 Fiscal Year 1996	16,482,155	-	16,482,155
17971 Fiscal Year 1997	4,955,509	-	4,955,509
17981 Fiscal Year 1998	4,442,908	-	4,442,908
17991 Fiscal Year 1999	12,356,586	-	12,356,586
	<u>\$ 147,329,022</u>	<u>\$ 463,483</u>	<u>\$ 147,792,505</u>

LIABILITIES, RESERVES AND FUND BALANCES

RESERVE FOR RECEIVABLES	APPROPRIATIONS CONTINUED	FUND BALANCES	TOTAL LIABILITIES, RESERVES AND FUND BALANCES
\$ -	\$ 96,205,248	\$ (90,451,112)	\$ 5,754,136
-	242,229,096	(213,691,740)	28,537,356
-	291,273,055	(255,000,212)	36,272,843
-	242,556,665	(229,627,339)	12,929,326
-	3,245,175	(3,198,782)	46,393
-	882,430	(853,033)	29,397
-	1,992,737	(1,898,779)	93,958
-	4,797,163	(4,440,371)	356,792
382,714	141,556	(382,714)	141,556
-	2,301,594	(405,389)	1,896,205
-	4,617,679	(4,499,574)	118,105
-	2,338,788	(1,124,602)	1,214,186
33,511	3,197,173	(569,295)	2,661,389
47,258	3,830,689	(2,284,586)	1,593,361
-	4,512,381	(1,474,132)	3,038,249
-	4,935,263	(2,646,330)	2,288,933
-	5,993,682	(3,350,416)	2,643,266
-	8,713,310	(8,738,455)	(25,145)
-	14,242,798	(14,044,629)	198,169
-	5,851,096	(5,984,403)	(133,307)
-	8,628,375	(5,873,149)	2,755,226
-	6,983,226	(6,854,952)	128,274
-	5,895,600	(1,753,000)	4,142,600
-	11,509,930	(13,497,683)	(1,987,753)
-	22,163,356	(17,301,524)	4,861,832
-	45,596,440	(29,114,285)	16,482,155
-	12,454,958	(7,499,449)	4,955,509
-	11,030,895	(6,587,987)	4,442,908
-	61,702,252	(49,345,666)	12,356,586
<u>\$ 463,483</u>	<u>\$ 1,129,822,610</u>	<u>\$ (982,493,588)</u>	<u>\$ 147,792,505</u>

**CAPITAL PROJECT FUNDS
STATEMENT OF CASH RECEIPTS AND DISBURSEMENTS
FISCAL YEAR ENDED JUNE 30, 2005**

RECEIPTS AND TRANSFERS

	CASH AND SHORT TERM INVESTMENTS JULY 1, 2004	FEDERAL AND OTHER GRANTS	SALE OF BONDS	OTHER RECEIPTS
13001 Rental Housing	\$ 9,006,407	\$ -	\$ -	\$ 22,388
13002 Regional Market	28,320	-	-	548
13003 Intrastate Highways	130,102	-	-	-
13004 Interstate and Defense Highways	4,964,478	-	-	-
13005 Specific Highway Purposes	50,069	-	-	-
13006 Specific Highway Purposes	1,057,436	-	-	-
13007 Elimination of Water Pollution	2,048,196	-	-	-
13008 Specific Highway Purposes	2,166,122	-	-	-
13009 School Construction	(4,360,692)	-	39,920,000	-
13010 School Construction	16,119,324	-	557,350,000	-
13011 Specific Highway Purposes	(529,552)	-	-	-
13012 Mass Transportation	(142,507)	-	-	-
13013 Transportation Facilities	56,868	-	-	-
13015 Agricultural Land Preservation	1,255,496	-	-	-
13016 Water Treatment Facilities	81,435	-	-	-
13017 Transportation Improvement	92,298	-	-	-
13018 Transportation Improvement	17,752	-	-	-
13019 Community Conservation and Development	88,651,034	-	4,721,852	(42)
13020 University and State University Facilities	2,700	-	-	-
13021 University and State University Facilities	13,499	-	-	-
13022 Transportation Improvement	11,731	-	-	-
13023 Health Center Costs and Beach Erosion	24,235	-	-	-
13024 University and State University Facilities	45,588	-	-	-
13025 Transportation Improvement	26,797	-	-	-
13026 Transportation Improvement	56,981	-	-	-
13027 University and State University Facilities	97,737	-	-	-
13028 Transportation Improvement	129,120	-	-	-
13029 University and State University Facilities	121,223	-	-	-
13030 Transportation Improvement	98,213	-	-	-
13031 Transportation Improvement	103,368	-	-	-
13032 Transportation Improvement	52,136	-	-	-
13033 Infrastructure Improvement	168,573,035	342,806,320	200,000,000	13,182,298
13034 Legislative Office Building	44,976	-	-	-
13035 University and State University Facilities	198,215	-	-	-
13036 University and State University Facilities	27,948	-	-	-
13037 University and State University Facilities	139,914	-	-	-
13038 Middletown Cluster Rail Service	972	-	-	-
13039 Fire Training School Facility	859	-	-	-
13040 University Athletic Facilities	27,187	-	-	-
13041 Correction Institution Inmate Housing	110,740	-	-	-
13042 University and State University Facilities	1,590,123	-	-	(103)
13043 University Athletic Facilities Increased Costs	68	-	-	-
13044 Public Works Capital Projects Revolving	(2,094,153)	-	-	-
13046 Connecticut Juvenile Training School Construction	1,050,893	-	-	-
13047 Acquisition of Hartford Seminary	1	-	-	-
Various Capital Improvements & Other Purposes (Note 1)	148,682,346	-	177,605,000	(952)
Totals	<u>\$ 439,829,038</u>	<u>\$ 342,806,320</u>	<u>\$ 979,596,852</u>	<u>\$ 13,204,137</u>

Note 1: See Schedule E-1a for detail

DISBURSEMENTS

INTERFUND TRANSFERS	TOTALS	PROJECT EXPENSES AND CAPITAL OUTLAY	CASH AND SHORT TERM INVESTMENTS JUNE 30, 2005
\$ -	\$ 9,028,795	\$ -	\$ 9,028,795
-	28,868	-	28,868
-	130,102	-	130,102
-	4,964,478	-	4,964,478
-	50,069	-	50,069
-	1,057,436	-	1,057,436
-	2,048,196	25,725	2,022,471
-	2,166,122	-	2,166,122
-	35,559,308	31,170,299	4,389,009
-	573,469,324	531,194,985	42,274,339
-	(529,552)	-	(529,552)
-	(142,507)	-	(142,507)
-	56,868	-	56,868
-	1,255,496	955,245	300,251
-	81,435	-	81,435
-	92,298	-	92,298
-	17,752	-	17,752
-	93,372,844	64,717,713	28,655,131
-	2,700	-	2,700
-	13,499	-	13,499
-	11,731	-	11,731
-	24,235	-	24,235
-	45,588	-	45,588
-	26,797	-	26,797
-	56,981	-	56,981
-	97,737	-	97,737
-	129,120	-	129,120
-	121,223	-	121,223
-	98,213	-	98,213
-	103,368	-	103,368
-	52,136	-	52,136
(11,045,310)	713,516,343	589,605,970	123,910,373
-	44,976	-	44,976
-	198,215	-	198,215
-	27,948	-	27,948
-	139,914	-	139,914
-	972	-	972
-	859	-	859
-	27,187	-	27,187
-	110,740	-	110,740
-	1,590,020	-	1,590,020
-	68	-	68
-	(2,094,153)	273,058	(2,367,211)
-	1,050,893	118,234	932,659
-	1	-	1
-	326,286,394	178,957,372	147,329,022
<u>\$ (11,045,310)</u>	<u>\$ 1,764,391,037</u>	<u>\$ 1,397,018,601</u>	<u>\$ 367,372,436</u>

CAPITAL PROJECT FUNDS
COMBINING STATEMENT OF CASH RECEIPTS AND DISBURSEMENTS
CAPITAL IMPROVEMENTS AND OTHER PURPOSES
FISCAL YEAR ENDED JUNE 30, 2005

RECEIPTS

	CASH AND SHORT TERM INVESTMENTS JULY 1, 2004	SALE OF BONDS	OTHER RECEIPTS	TOTALS
17001 Fiscal Year 2000	\$ 24,803,622	\$ -	\$ -	\$ 24,803,622
17011 Fiscal Year 2001	10,467,034	46,895,000	(3,952)	57,358,082
17021 Fiscal Year 2002	37,496,605	70,302,575	3,000	107,802,180
17041 Fiscal Year 2004	-	30,900,000	-	30,900,000
17086 Fiscal Year 1969	46,393	-	-	46,393
17094 Fiscal Year 1972	29,397	-	-	29,397
17731 Fiscal Year 1973	93,958	-	-	93,958
17741 Fiscal Year 1974	356,792	-	-	356,792
17761 Fiscal Year 1976	(241,158)	-	-	(241,158)
17771 Fiscal Year 1977	1,896,205	-	-	1,896,205
17781 Fiscal Year 1978	118,105	-	-	118,105
17791 Fiscal Year 1979	1,214,186	-	-	1,214,186
17801 Fiscal Year 1980	2,627,878	-	-	2,627,878
17811 Fiscal Year 1981	1,546,103	-	-	1,546,103
17831 Fiscal Year 1983	3,048,590	-	-	3,048,590
17841 Fiscal Year 1984	2,288,933	-	-	2,288,933
17851 Fiscal Year 1985	2,646,171	-	-	2,646,171
17861 Fiscal Year 1986	(35,718)	40,000	-	4,282
17871 Fiscal Year 1987	(99,735)	680,000	-	580,265
17891 Fiscal Year 1989	121,645	-	-	121,645
17901 Fiscal Year 1990	3,130,800	-	-	3,130,800
17911 Fiscal Year 1991	(16,508)	225,000	-	208,492
17921 Fiscal Year 1992	6,867,686	-	-	6,867,686
17931 Fiscal Year 1993/1994	(1,560,884)	545,000	-	(1,015,884)
17951 Fiscal Year 1995	6,095,933	-	-	6,095,933
17961 Fiscal Year 1996	6,792,075	28,017,425	-	34,809,500
17971 Fiscal Year 1997	8,065,928	-	-	8,065,928
17981 Fiscal Year 1998	7,628,567	-	-	7,628,567
17991 Fiscal Year 1999	23,253,743	-	-	23,253,743
Totals	\$ 148,682,346	\$ 177,605,000	\$ (952)	\$ 326,286,394

DISBURSEMENTS

PROJECT EXPENSES AND CAPITAL OUTLAY	CASH AND SHORT TERM INVESTMENTS JUNE 30, 2005
\$ 19,049,486	\$ 5,754,136
28,820,726	28,537,356
71,529,337	36,272,843
17,970,674	12,929,326
-	46,393
-	29,397
-	93,958
-	356,792
-	(241,158)
-	1,896,205
-	118,105
-	1,214,186
-	2,627,878
-	1,546,103
10,341	3,038,249
-	2,288,933
2,905	2,643,266
29,427	(25,145)
382,096	198,169
254,952	(133,307)
375,574	2,755,226
80,218	128,274
2,725,086	4,142,600
971,869	(1,987,753)
1,234,101	4,861,832
18,327,345	16,482,155
3,110,419	4,955,509
3,185,659	4,442,908
<u>10,897,157</u>	<u>12,356,586</u>
<u>\$ 178,957,372</u>	<u>\$ 147,329,022</u>

BONDS OUTSTANDING

June 30, 2005

(In Thousands)

	ISSUE AND MATURITY DATES	INTEREST %	ISSUED	OUTSTANDING
Bonds Redeemable from General and Transportation Fund Revenue				
Capital Improvements and Other Purposes				
Fund 17001 Series A	2001-09	3.2-5	\$ 26,428	\$ 26,428
Fund 17001 Series B	2002-15	2.5-5.25	27,494	22,384
Fund 17001 Series C	2002-18	4.4-5	7,921	6,371
Fund 17001 Series A	2003-06	2-5	3,200	3,200
Fund 17001 Series A	2001-08	3.7-5.25	27,010	27,010
Fund 17001 Series B	2001-09	3.9-5	31,931	31,931
Fund 17001 Series C	2001-10	2-5	8,641	8,641
Fund 17001 Series B	2002-13	4.05-5.5	14,129	14,129
Fund 17001 Series C	2002-22	5	10,700	10,700
Fund 17001 Series C	2002-10	3.5-5	12,891	12,891
Fund 17001 Series D	2002-06	5	9,848	9,848
Fund 17001 Series D	2002-17	5	289	289
Fund 17001 Series E	2003-13	2.65	1,950	1,950
Fund 17001 Series D	2003-18	4.2-5	6,639	6,639
Fund 17001 Series F	2003-20	4.35-5	6,735	6,735
Fund 17001 Series G	2003-07	4	235	235
Fund 17001 Series H	2004-07	2.5	5,080	5,080
Fund 17011 Series A	2002-13	3.5-5.375	84,500	71,280
Fund 17011 Series A	2002-22	4.5-5	47,481	29,630
Fund 17011 Series B	2003-20	2-5	133,250	122,749
Fund 17011 Series A	2004-17	3.5-5	33,877	33,876
Fund 17011 Series A	2004-10	2.65-5	31,895	31,895
Fund 17011 Series D	2004-18	4.5-5	7,386	7,387
Fund 17011 Series E	2005-14	5	10,289	10,289
Fund 17011 Series C	2003-13	2.8-5	32,970	32,970
Fund 17021 Series A	2003-23	3.25-5.25	172,023	156,023
Fund 17021 Series B	2003-16	2.625-5.25	50,133	50,133
Fund 17021 Series C	2003-15	5-5.25	551	551
Fund 17021 Series D	2004-19	2.5-4.5	10,205	10,205
Fund 17021 Series E	2004-11	5	163	163
Fund 17021 Series F	2004-12	5	142	142
Fund 17041 Series A	2005-15	5	30,900	30,900
Fund 3081 Series J	1989-08	7.398	4,100	4,100
Fund 3732 Series A	1988-05	7.48	4,216	91
Fund 17771 Series E	1988-06	7.482-7.525	6,650	6,602
Fund 17791 Series C	1988-07	7.518-7.525	7,151	6,354
Fund 17861 Series C	1989-06	6.991-7.017	6,043	4,895
Fund 17861 Series E	2002-10	3.5	386	386
Fund 17861 Series F	2004-12	5.25	100	100
Fund 17861 Series G	2005-15	5	30	30
Fund 17861 Series H	2005-15	4.45	10	10
Fund 17871 Series A	1998-06	7.513-7.518	21,709	10,805
Fund 17871 Series I	1998-06	4.5	513	513
Fund 17871 Series A	1989-09	6.999-7.017	28,152	28,152
Fund 17871 Series H	1998-06	4.5	2,087	2,087
Fund 17871 Series I	2000-07	5.25	956	956
Fund 17871 Series K	2000-09	3.4-5.5	2,674	2,674
Fund 17871 Series M	2004-11	5	254	254
Fund 17871 Series N	2005-06	3	560	560
Fund 17891 Series C	1990-05	7.304	20,498	691
Fund 17891 Series M	1997-08	5.0-6.0	4,528	4,528
Fund 17901 Series A	1990-10	7.304-7.378	20,100	20,101
Fund 17901 Series E	1992-12	6.139-6.402	32,140	16,003
Fund 17901 Series F	1993-09	5.25-5.4	62,985	27,008

	ISSUE AND MATURITY DATES	INTEREST %	ISSUED	OUTSTANDING
Fund 17901 Series G	1993-09	5.785-5.912	7,490	7,490
Fund 17901 Series P	2001-06	5	8,135	275
Fund 17911 Series D	1993-10	5.40-5.50	8,460	8,460
Fund 17911 Series E	1993-12	5.912-5.953	10,975	10,975
Fund 17911 Series M	2004-11	5	803	803
Fund 17911 Series N	2004-13	3.4	225	225
Fund 17921 Series A	1993-10	5.50	250	250
Fund 17921 Series A	1993-12	5.50	39,507	24,652
Fund 17921 Series A-2	2002-08	3.5-3.75	18,131	18,131
Fund 17921 Series H	1996-06	5	19,531	15,500
Fund 17921 Series I	1997-08	4.8	33,002	2,383
Fund 17921 Series K	2000-10	4.9-5.5	23,648	18,463
Fund 17921 Series M	2000-09	4.5	14,494	14,494
Fund 17931 Series B	1994-08	5.5	12,505	1
Fund 17931 Series B	1995-05	6	26,495	11,535
Fund 17931 Series C	1994-13	6.109-6.414	58,000	26,186
Fund 17931 Series C	1994-06	5.9	15,515	3
Fund 17931 Series D	1994-08	5.80	20,412	4
Fund 17931 Series D	1995-05	6	18,973	9,965
Fund 17931 Series H	1996-06	6.25	43,468	15,895
Fund 17931 Series J	1997-08	5	5,215	5,140
Fund 17931 Series J	2001-06	5	4,319	4,319
Fund 17931 Series KI	1998-15	4.5	14,125	5,000
Fund 17931 Series L	2004-12	5	545	545
Fund 17931 Series O	2001-06	5	1,904	1,904
Fund 17931 Series Q	2004-10	3-5	750	750
Fund 17951 Series G	2001-06	5	5,692	5,691
Fund 17951 Series I	2002-10	3.5	2,324	2,324
Fund 17951 Series J	2003-13	3.5-5	9,119	9,119
Fund 13045 Series A	1996-11	4.7-5.5	83,930	13,380
Fund 13045 Series A	1997-09	5.20-5.30	7,392	7,392
Fund 13045 Series A	1998-18	4.2-5	90,245	29,850
Fund 13045 Series A	2004-24	2-5	97,845	92,950
Fund 13045 Series A	2005-25	3-5	98,110	98,110
Fund 13045 Series A	2000-19	4.8-5.375	130,850	47,480
Fund 13045 Series A	2001-21	3.5-5.25	100,000	51,910
Fund 13045 Series A	2002-22	3.4-5.375	100,000	56,315
Fund 13045 Series A	2003-23	2-5.25	96,210	86,490
Fund 13045 Series B	1997-07	5	117,000	13,000
Fund 13045 Series C	1999-19	3.95-4.85	79,735	54,000
Fund 17961 Series A	1997-07	4.625-6.0	30,657	14,527
Fund 17961 Series A	2005-13	5	22,828	22,828
Fund 17961 Series A-4	2002-10	3.95-5.25	22,755	22,755
Fund 17961 Series B	1997-06	5.5	6,409	3,025
Fund 17961 Series C	1998-10	4.4-1.25	3,591	3,591
Fund 17961 Series D	1998-11	4.125-4.25	21,409	7,259
Fund 17961 Series I	2003-15	5.25	6,000	6,000
Fund 17961 Series J	2004-11	3-5	8,001	8,001
Fund 17961 Series K	2004-12	5	3,017	3,017
Fund 17961 Series L	2005-12	5	1,987	1,987
Fund 17961 Series G	2001-17	4.4-5	4,487	1,465
Fund 17971 Series A	1998-18	4.5-4.75	40,600	20,785
Fund 17971 Series A	2002-07	3.15	1,815	1,815
Fund 17971 Series B	2000-07	4.4-5	14,503	14,503
Fund 17971 Series C	2000-10	4.6-5.5	8,015	8,015
Fund 17971 Series D	2001-08	5.25	12,481	8,569
Fund 17971 Series D	2003-20	4.35	330	330
Fund 17971 Series E	2002-22	5-5.5	4,201	3,894
Fund 17971 Series F	2002-07	2.75	5,143	5,143
Fund 17971 Series F	2003-20	4.35	79	79

		ISSUE AND			
		MATURITY	INTEREST		
		DATES	%	ISSUED	OUTSTANDING
Fund 17971	Series G	2003-19	4.25-5	21,272	21,272
Fund 17981	Series A	2000-09	5.5	2,697	2,697
Fund 17981	Series A	2001-19	3.75	38,669	38,669
Fund 17981	Series A	2001-19	3.75	10,916	10,916
Fund 17981	Series A	2002-12	4.05	2,060	2,060
Fund 17981	Series B	2001-08	3.75-5	15,706	12,022
Fund 17981	Series B	2002-21	4.3-5.5	1,201	1,200
Fund 17981	Series C	2001-21	3.75	27,715	27,715
Fund 17981	Series C	2001-07	5	2,279	2,279
Fund 17981	Series C	2002-14	4.3	1,143	1,143
Fund 17981	Series D	2004-06	2	3,000	3,000
Fund 17981	Series C	2003-20	4.35-5	4,990	4,990
Fund 17981	Series D	2001-19	3.75	22,700	22,700
Fund 17981	Series D	2001-10	5	2,691	2,691
Fund 17981	Series D	2003-19	5	1,143	1,143
Fund 17981	Series F	2004-11	5	395	395
Fund 17981	Series E	2002-05	2	1,291	1,291
Fund 13046	Series B	2001-06	3.7-5	7,500	7,500
Fund 17991	Series A	2000-10	4.6-5.5	54,927	42,923
Fund 17991	Series B	2001-19	4.75-4.8	52,899	17,470
Fund 17991	Series B	2001-07	3.2-5	50,000	36,008
Fund 17991	Series B	2002-14	4.3	8,253	1,803
Fund 17991	Series C	2002-06	5	4,361	2,661
Fund 17991	Series C	2002-10	2.75-5.25	46,851	45,551
Fund 17991	Series D	2003-22	2-5	4,246	4,166
Fund 17991	Series D	2003-20	5	431	431
Fund 17991	Series E	2003-22	4.35-5	20,001	20,001
School Construction					
Fund 13009	Series BB	1991-06	6.522-6.56	34,999	4,346
Fund 13009	Series C	1994-06	5.9	11,250	12
Fund 13009	Series EE	1992-12	6.777	19,297	3,061
Fund 13009	Series L	2005-06	3.95	7,500	7,500
Fund 13009	Series M	2005-06	3	5,320	5,320
Fund 13009	Series II	1993-07	5.689-5.785	17,947	6,189
Fund 13009	Series K	2004-06	2.15-3	27,100	27,100
Fund 13009	Series KK	1993-12	4.938-5.383	28,108	20,500
Fund 13009	Series LL	1994-12	5.25-5.65	66,937	29,250
Fund 13009	Series MM	1994-08	5.45-5.5	27,495	2,910
Fund 13009	Series NN	1994-08	5.6-5.8	38,175	10,205
Fund 13009	Series X	1990-08	7.275-7.282	4,175	4,175
Fund 13010	Series VV-1	1997-05	5.5	12,858	6,098
Fund 13010	Series WW	2008-09	4.35-5.5	57,750	24,000
Fund 13010	Series WW-2	1998-08	4.4-4.5	8,250	8,250
Fund 13010	Series XX-1	1998-05	3.9	39,030	5,810
Fund 13010	Series XX-2	1998-05	4	9,408	1,713
Fund 13010	Series YY	1999-09	5	143,500	60,000
Fund 13010	Series ZZ	1999-09	4.625-5.25	128,552	61,250
Fund 13010	Series AA-1	2000-10	4.95-5.1	150,000	37,500
Fund 13010	Series OOO	2005-23	3.95	260,000	260,000
Fund 13010	Series DDD	2001-21	4.4-5	153,418	72,430
Fund 13010	Series A-5	2002-22	4.15-5.375	196,950	85,970
Fund 13010	Series FFF	2002-21	2.875-4.9	97,125	32,035
Fund 13010	Series GGG	2002-22	4.05-5.375	148,875	70,835
Fund 13010	Series F	2002-17	3-5	150,000	150,000
Fund 13010	Series III	2003-12	2-5	102,700	97,700
Fund 13010	Series JJJ	2003-23	2-5.5	60,300	60,290
Fund 13010	Series KKK	2003-23	3.875-5.25	86,885	86,885
Fund 13010	Series LLL	2004-24	3.9-4.75	95,415	89,915
Fund 13010	Series MMM	2004-24	3.3-5	150,000	150,000
Fund 13010	Series NNN	2004-24	3.4-5	138,130	138,130

	ISSUE AND MATURITY DATES	INTEREST %	ISSUED	OUTSTANDING
Fund 13010 Series PPP	2005-25	4-5	159,220	159,220
Fund 13010 Series A	1996-06	5.5	18,000	6,160
Fund 13010 Series B	1998-05	4	2,477	2,477
Fund 13010 Series A	1997-05	5.5	3,372	3,372
Municipal and Other Grants and Loans				
Fund 12040 Series D	1989-08	7.398-7.409	19,213	19,213
Fund 12034 Series A	2003-12	4.25	21,400	21,400
Fund 12034 Series B	1997-07	3.75	300	300
Fund 12034 Series B	1997-07	3.75	800	800
Fund 12034 Series C	1997-12	3.75	30,124	30,124
Fund 12034 Series D	1998-07	4.35-5.5	10,457	4,457
Fund 12034 Series M	1997-09	3.75	23,776	23,776
Fund 12034 Series N	1998-09	5.25-5.5	21,223	7,543
Fund 12034 Series O	1998-06	6.17	21,535	14,000
Fund 12034 Series R	2001-08	3-5	30,125	27,018
Fund 12034 Series S	2002-07	4.25	15,350	9,475
Fund 12034 Series W	2003-05	2	8,450	8,450
Fund 12034 Series X	2005-15	4.45	2,553	2,553
Fund 12034 Series V	2003-13	3.6-5	14,000	14,000
Fund 12047 Series H	2001-19	4.75	225	225
Fund 12040 Series B	1991-08	6.983	643	643
Fund 12050 Series A-4	2002-09	3.75-3.95	15,000	15,000
Fund 12050 Series I	1990-05	7.304	1,825	1,825
Fund 12050 Series M	1992-09	6.269-6.756	6,842	6,651
Fund 12050 Series Z	1996-06	5	11,830	2,640
Fund 12050 Series CC-1	1998-12	4.125-4.35	27,200	20,500
Fund 12050 Series NN	2004-07	2.15-5	26,400	26,400
Fund 12050 Series JJ	2001-16	3.95-4.3	22,500	2,300
Fund 12050 Series LL	2003-18	3.95-5.25	22,500	22,500
Fund 12050 Series MM	2004-09	2.75-5	10,000	10,000
Fund 12050 Series OO	2005-16	3.95	10,000	10,000
Fund 12040 Series B	1989-06	7.409-7.415	14,494	12,851
Fund 12051 Series P	2004-14	5	3,305	3,305
Fund 12051 Series Q	2005-9	5	12,000	12,000
Fund 12052 Series A	1997-13	3.4-3.75	530	530
Fund 12052 Series A	2000-09	5.5	700	700
Fund 12052 Series A	2004-10	2-5	35,800	35,800
Fund 12052 Series A	2005-14	4.45	2,000	2,000
Fund 12052 Series A	2004-14	2.5	2,000	2,000
Fund 12052 Series A	2003-13	2.5-5	25,088	25,088
Fund 12052 Series A	2002-07	4.25	995	995
Fund 12052 Series A	1994-13	6.4	1,000	1,000
Fund 12052 Series A	1997-06	3.75	9,705	9,705
Fund 12052 Series A	2000-10	4.8-5.25	63,980	63,980
Fund 12052 Series A-2	2002-07	3.25-3.5	58,616	14,414
Fund 12052 Series B	1998-06	4.5	1,000	1,000
Fund 12052 Series B	2003-19	4-5.25	25,577	25,577
Fund 12052 Series B	2003-07	2-5	7,310	7,310
Fund 12052 Series B	1994-13	6.224-6.398	9,618	9,618
Fund 12052 Series B	2004-07	2.5	3,605	3,605
Fund 12052 Series B	2000-12	4.5-5.5	14,087	14,087
Fund 12052 Series C	2000-08	5	443	443
Fund 12052 Series C	2004-08	2	500	500
Fund 12052 Series C	2003-06	5	4,509	4,509
Fund 12052 Series C	1994-09	5.94-6.224	11,033	11,033
Fund 12052 Series C	1998-08	4.125-4.5	9,044	9,044
Fund 12052 Series C	2000-08	5	3,293	3,293
Fund 12052 Series D	2001-13	5.125	13	13
Fund 12052 Series D	2001-15	4.125-5.125	45,161	9,638
Fund 12052 Series D	2004-14	2-5	28,489	28,489

	ISSUE AND MATURITY DATES	INTEREST %	ISSUED	OUTSTANDING
Fund 12052 Series D	1999-14	5.25	28,183	2,175
Fund 12052 Series D	2000-07	5.25	646	646
Fund 12052 Series D-1	1998-07	4.4.5	11,755	11,755
Fund 12052 Series E	2002-10	4.25	14,250	14,250
Fund 12052 Series E	2002-22	4.85	4,901	4,901
Fund 12052 Series E	2004-06	2.5	9,806	2,931
Fund 12052 Series E	2000-07	5.25	272	272
Fund 12052 Series E	2000-14	3.4-5	2,387	2,387
Fund 12052 Series E	2001-13	5.125	6,600	6,600
Fund 12052 Series F	1998-06	4.5	9	9
Fund 12052 Series F	2000-07	5.25	346	346
Fund 12052 Series F	2000-08	5	33	33
Fund 12052 Series F	2003-17	4.1-5	2,960	2,960
Fund 12052 Series G	1998-06	4.5	9	9
Fund 12052 Series G	1999-14	5.25	4,926	2,500
Fund 12052 Series G	2001-13	5.125	2,395	2,395
Fund 12052 Series G	2002-07	4.25	203	203
Fund 12052 Series G	2003-19	5	49	49
Fund 12052 Series H	2003-17	5	8,837	8,837
Fund 12052 Series H	2003-06	5	1,473	1,473
Fund 12052 Series H	1994-08	5.8	7,125	1
Fund 12052 Series H	2000-08	5	98	98
Fund 12052 Series H	2000-07	5.25	400	400
Fund 12052 Series H	2001-13	5.125	1,330	1,330
Fund 12052 Series H	2002-22	4.85	1,000	1,000
Fund 12052 Series H	2003-07	4	200	200
Fund 12052 Series I	2003-06	5	3	3
Fund 12052 Series I	1994-06	5.856-5.9431	6,223	3,871
Fund 12052 Series I	2000-07	5.25	1,327	1,327
Fund 12052 Series I	2000-08	5	5,840	5,840
Fund 12052 Series I	2002-07	4.25	2	2
Fund 12052 Series I	2004-14	5	252	252
Fund 12052 Series I	2004-06	2	5,000	5,000
Fund 12052 Series I	2003-17	3.4-4.1	725	725
Fund 12052 Series J	2001-13	5.125	368	368
Fund 12052 Series J	2003-19	5	52	52
Fund 12052 Series J	2004-07	2.5	5,530	155
Fund 12052 Series K	2001-13	5.125	326	326
Fund 12052 Series K	2002-22	4.85	99	99
Fund 12052 Series L	2003-17	4.1-5	3,771	3,771
Fund 12052 Series M	2003-19	5	802	802
Fund 12052 Series M	2004-14	2.5	1,328	1,328
Fund 12052 Series M-1	1998-06	4	127	127
Fund 12052 Series M-2	1998-06	4.5	55	55
Fund 12052 Series O	2000-07	5.25	519	519
Fund 12052 Series P	2000-08	5	400	400
Fund 12053 Series C	1990-07	7.24-7.282	8,850	4,539
Fund 12053 Series G	2000-09	5.5	3,000	3,000
Fund 12053 Series C	1991-11	6.56-6.727	12,494	12,494
Fund 12053 Series G	2000-08	5	2,000	2,000
Fund 12054 Series A	1988-08	7.513	1,200	1,200
Fund 12040 Series A	1991-09	6.983-7.026	1,000	1,000
Fund 12055 Series I	2000-07	5.25	316	316
Fund 12055 Series L	2004-11	5	134	134
Fund 12055 Series M	2005-14	4.45	920	920
Fund 12055 Series K	2000-09	4.5-5.5	501	501
Fund 12059 Series A	2000-10	4.9	15,000	200
Fund 12059 Series A	2000-07	4.375-5.25	32,350	32,350
Fund 12059 Series B	2001-09	4-5.25	21,000	21,000
Fund 12059 Series B	2002-12	3.15-4.5	51,200	51,200

	ISSUE AND MATURITY DATES	INTEREST %	ISSUED	OUTSTANDING
Fund 12059 Series C	2002-14	3.9	5,782	1,735
Fund 12059 Series A	2003-06	4.25	6,000	2,540
Fund 12059 Series C	2003-16	3.6-5.25	35,000	35,000
Fund 12059 Series D	2003-13	3-5	35,000	35,000
Fund 12059 Series G	2004-14	5	20,000	20,000
Fund 12059 Series H	2004-08	2.4-5	20,000	20,000
Fund 12059 Series I	2005-16	3.95	22,500	22,500
Fund 12059 Series J	2005-06	3	5,000	5,000
Fund 12059 Series F	2004-14	2-4.45	40,180	40,180
Fund 12059 Series A	2001-14	4.05-4.45	73,800	43,730
Fund 12059 Series A-2	2001-12	4.33	20,000	20,000
Fund 12059 Series B	2003-20	5	10,000	10,000
Fund 12059 Series E	2003-10	2-5	23,000	19,470
Fund 13019 Series F	1990-10	7.275-7.318	13,592	13,592
Fund 13019 Series O	1997-14	3.75	25,765	25,000
Fund 13019 Series Q	1998-09	3.8-4	75,000	41,640
Fund 13019 Series S	2000-06	4.3-5.25	54,659	38,300
Fund 13019 Series T	2001-21	4.75-5	42,385	22,385
Fund 13019 Series U	2001-13	3.5-5.125	83,367	42,041
Fund 13019 Series V	2002-05	2-5	23,020	15,920
Fund 13019 Series W	2003-17	3.8-5	55,000	55,000
Fund 13019 Series Y	2004-14	3.1-5	40,000	40,000
Fund 13019 Series Z	2004-09	2.5-5	34,720	34,720
Fund 13019 Series AA	2005-15	4.45	4,722	4,722
Fund 13019 Series X	2003-09	2-4	33,780	33,780
Fund 21004 Series G	2003-08	4.25	20,560	20,560
Fund 21004 Series B	2002-12	4.25	4,990	4,990
Elderly Housing				
Fund 12063 Series G	2000-06	4.375	59	59
Fund 12063 Series A	2005-08	3.85-4.05	13,415	13,415
Fund 12063 Series A	2005-06	3.85	6,150	6,150
Fund 12063 Series C	2003-06	4.25	2,500	2,500
Fund 12063 Series C	1991-08	6.95-6.99	17,889	8,069
Fund 12063 Series E	1992-11	6.75-6.795	7,576	5,473
Fund 12063 Series K	2000-06	4.375	390	390
Fund 12063 Series E	2000-06	4.375	7,127	7,127
Fund 12063 Series F	2002-10	4.25	2,543	2,543
Fund 12063 Series B	2002-12	4.25	8,397	8,397
Fund 12040 Series C	1991-11	7-7.026	9,455	9,455
Fund 12040 Series B	1991-11	7	150	150
Elimination of Water Pollution				
Fund 13007 Series M	1990-10	7.312	4,000	3,995
Fund 21014 Series A	2001-22	4.65	3,605	3,185
Fund 21014 Series B	1988-06	7.48-7.525	2,926	166
Fund 21014 Series J1	1991-11	6.753	12,873	4,415
Fund 21014 Series J2	1991-11	6.753	19,690	3,910
Fund 21014 Series L1	1992-12	6.034	26,145	11,038
Fund 21014 Series V1	1996-18	5.03	5,000	3,359
Fund 21014 Series V2	1996-17	5.03	3,290	1,355
Fund 21014 Series W	2000-07	4.75-5.25	35,000	25,075
Fund 21014 Series Y	1997-08	4.8-5.5	35,000	35,000
Fund 21014 Series Z1	1997-20	5.081	19,000	14,320
Fund 21014 Series Z2	1997-20	5.081	5,200	3,070
Fund 21014 Series AA1	1998-18	4.8-4.875	18,995	16,720
Fund 21014 Series AA2	1998-17	4.5	16,005	16,005
Fund 21014 Series AA	2001-11	4.1-5	35,000	35,000
Fund 21014 Series BB2	1999-22	4.633	18,000	15,282
Fund 21014 Series BB1	1999-22	4.633	4,875	4,130
Fund 21014 Series B-C	2001-22	4.6518	7,319	6,719
Fund 21014 Series B-D	2001-22	4.6518	3,079	2,828

	ISSUE AND MATURITY DATES	INTEREST %	ISSUED	OUTSTANDING
Fund 21014 Series BD	2003-23	4.5-5	25,000	25,000
Fund 21014 Series EE	2005-08	3-5	35,000	35,000
Fund 21016 Series DD	2004-12	3-5	13,600	13,600
Specific Highway Purposes				
Fund 13011 Series E	1997-08	4.8-5.5	10,598	2,123
Infrastructure Improvements				
Fund 13033 - 1988 Series B	1988-08	7.75	7,113	3,418
Fund 13033 - 1990 Series 1	1990-10	6.171	250,000	113,900
Fund 13033 - 1990 Series A	1990-10	7.125	250,000	43,985
Fund 13033 - 1991 Series B	1991-12	6.5	266,000	77,655
Fund 13033 - 1992 Series B	1992-12	6-6.15	275,000	116,290
Fund 13033 - 1995 Series CC3	2004-23	4.1-5	49,000	49,000
Fund 13033 - 1996 Series A	1996-06	6	129,020	7,065
Fund 13033 - 1996 Series B	1996-06	6	121,980	13,925
Fund 13033 - 1997 Series A	1997-07	4.5-5.5	150,000	20,295
Fund 13033 - 1998 Series B-2	1998-13	4-5.5	192,955	82,990
Fund 13033 - 1998 Series B-21	1998-07	5-5.25	9,015	9,015
Fund 13033 - 1999 Series A1	1999-08	4.625-4.8	38,237	19,877
Fund 13033 - 1999 Series A	1999-11	4.8-5	111,763	20,758
Fund 13033 - 2000 Series A1	2000-12	4.5-5.5	125,000	77,885
Fund 13033 - 2000 Series A	2000-20	5	5,438	5,438
Fund 13033 - 2000 Series B	2000-20	4.5	94,562	94,562
Fund 13033 - 2001 Series A	2001-14	3-5.375	175,000	61,520
Fund 13033 - 2002 Series A	2002-22	3.5-5.375	112,000	78,160
Fund 13033 - 2002 Series B	2002-22	2.5-5	215,000	167,055
Fund 13033 - 2003 Series	2003-18	3.3-5	70,763	70,763
Fund 13033 - 2003 Series	2003-24	5	80,237	80,237
Fund 13033 - 2004 Series A-2	2004-21	4-5	27,000	27,000
Fund 13033 - 2004 Series UK1	2004-17	2.125-5	96,663	96,663
Fund 13033 - 2004 Series CC4	2004-24	4.25-5	27,337	27,337
Fund 13033 - 2003 Series	2003-12	2-5	49,000	42,640
Fund 13033 - 1993 Series A - Refunding B	1993-08	5.25-5.375	560,750	128,950
Fund 13033 - 1995 Series C - Refunding B	1995-05	4.8	160,630	11,855
Fund 13033 - 1996 Series C - Refunding B	1996-09	6	79,795	79,350
Fund 13033 - 1997 Series B - Refunding B	1997-07	4.6-5.5	65,415	43,125
Fund 13033 - 1998 Series A - Refunding B	1998-14	5.25-5	197,500	196,695
Fund 13033 - 2001 Series B - Refunding B	2001-15	3.25-5.375	533,335	472,515
Fund 13033 - 2003 Series A - Refunding A	2003-10	2-5	338,610	255,835
Fund 13033 - 2004 Series B - Refunding	2004-19	3-5.25	89,725	89,725
Fund 13033 - 2003 Second lien - Refunding A	2003-22	3.284	421,980	416,035
Other Transportation Purposes				
Fund 13022 Series A - Ramp Construction	1988-08	7.513-7.525	344	344
General Obligation Refunding				
General Obligation Refunding (Feb. 1993)	1993-07	5.3-5.4	189,955	5,515
General Obligation Refunding (Mar. 1993)	1993-10	5.2-5.5	52,445	46,990
General Obligation Refunding (Oct. 1993)	1993-12	4.7-6	183,810	22,890
General Obligation Refunding (Sept. 1997)	1997-12	5	126,765	122,070
General Obligation Refunding (Feb. 1998)	1998-15	4.25-5.25	146,780	144,405
General Obligation Refunding (July 1998)	1998-08	6.04-6.14	74,025	6,445
General Obligation Refunding (June 2001)	2001-16	4.4-5.5	497,495	495,270
General Obligation Refunding (Nov. 2001)	2001-19	3-5.125	334,245	304,645
General Obligation Refunding (Nov. 2001)	2001-08	5	86,285	52,505
General Obligation Refunding (June 2002)	2002-11	4-5.5	142,130	129,680
General Obligation Refunding (August 2002)	2002-15	3.5-5.5	256,355	229,190
General Obligation Refunding (April 2003)	2003-07	4-5	39,560	21,795
General Obligation Refunding (August 2003)	2003-10	5	215,580	188,285
General Obligation Refunding (December 2003)	2003-11	2-5	165,995	151,690
General Obligation Refunding (January 2004)	2004-20	2-5	216,950	216,890
General Obligation Refunding (April 2004)	2004-20	2-5	1,030,375	1,023,734
General Obligation Refunding (April 2005)	2005-21	3.99-5.25	335,550	331,480

SCHEDULE E-2

	ISSUE AND MATURITY DATES	INTEREST %	ISSUED	OUTSTANDING
PARS Refunding	1998-06	6.06-6.12	30,000	20,000
Miscellaneous				
CDA Increment Financing Norwich Yankee	1994-06	5.85-6	1,545	330
CDA Increment Financing Oakdale	1995-08	4.95-5.4	9,900	1,975
CDA Increment Financing Lake Compounce	1997-10	4.9-5.5	18,000	4,455
CDA Refunding series A,B & C	2004-24	2-5.25	22,435	21,910
CHEFA Childcare Facilities Series A	1998-28	6.75	5,375	5,285
CHEFA Childcare Pool Series A	1998-28	4.05-5	10,175	7,680
CHEFA Childcare Series C	1999-19	4.6-5.625	18,690	16,995
CHEFA Childcare Series D	2000-30	4.6-5.5	3,940	3,735
CHEFA Childcare Series E	2001-31	4-5	3,865	3,725
Fund 21020 Series A	2004-11	2.5-5	205,345	179,765
Fund 12028 Series A	2002-12	4.25	53,000	46,375
Fund 12058 Series B	2002-10	4.25	270	270
Fund 13015 Series P - Agricultural Land	2000-08	4.5	4,520	4,520
Fund 13015 Series Q - Agricultural Land	2004-07	2.5	2,000	2,000
Total from General and Transportation Funds			<u>17,969,493</u>	<u>12,738,951</u>
Bonds Redeemable from Other Sources				
University and State University				
Fund 13042 Series A	1993-09	5.25-5.40	1,500	1,500
Fund 13042 Series A	1993-12	5.40-5.50	1,530	1,530
Fund 13042 Series A	1997-08	5-6	5,725	1,275
Fund 13042 Series B	1993-12	5.25-5.5	5,398	670
Fund 13042 Series C	1995-05	6	6,445	500
Fund 13042 Series E	1994-10	5.4-5.5	7,906	1
Fund 13042 Series G	1997-08	5-6	1,720	885
Student Fee Revenue Bonds Series A-1998	1998-27	3.55-5.125	33,560	29,140
Student Fee Revenue Bonds Series A-2002	2002-30	2.1-5.25	75,430	70,945
Student Fee Revenue Bonds Series	2002-29	3-5.25	96,130	89,770
Bradley International Airport				
Bradley International Airport Refunding-2004A	2004-10	2.5-5	30,640	30,640
Bradley International Airport Refunding-2001B	2001-12	3.6-4.3	19,180	18,445
Fund 21008 Parking Revenue Bonds A	2000-24	6.125-6.6	47,665	47,665
Fund 21008 Parking Revenue Bonds B	2000-06	8	6,135	4,250
Bradley Expansion Bonds	2001-31	3.75-5.25	194,000	187,430
Clean Water				
Fund 21015 Series 1993 A	1993-12	5.6-6	50,000	25,195
Fund 21015 Series 1994 A	1994-06	6.375	75,000	5,455
Fund 21015 Series 1996 A	1996-18	4.5-5.4	80,000	9,480
Fund 21015 Series 1997 A	1997-20	4.85-6	110,000	20,765
Fund 21015 Series 1999 A	1999-09	4.4-2	125,000	25,790
Fund 21015 Series 2001 A	2001-11	4.4-3	70,385	22,235
Fund 21015 Series 2003 A	2003-25	2-5	118,085	118,085
Fund 21015 Series 1996 A - Refunding Bond	1996-11	5-5.6	48,445	36,945
Fund 21015 Series 2003 B - Refunding Bond	2003-15	2-5	115,785	109,365
Fund 21015 Series 2003 C-1 - Refunding Bond	2003-22	3.18	55,000	55,000
Fund 21015 Series 2003 C-2 - Refunding Bond	2003-22	3.18	66,375	66,375
Fund 21015 Series 1999 A - Refunding Bond	1999-16	3.05-5.25	78,995	67,495
Fund 21018 Series 2001 A	2001-11	4.4-3	29,615	9,355
Regional Market				
Fund 13002 Series A	1994-09	5.4-5.5	75	10
Total from Other Sources			<u>1,555,724</u>	<u>1,056,196</u>
Total Bonds Outstanding			<u>\$ 19,525,217</u>	<u>\$ 13,795,147</u>

CHANGES IN BONDS AND NOTES OUTSTANDING

SCHEDULE E-3

JULY 1, 2004 TO JUNE 30, 2005

(In Thousands)

	OUTSTANDING 7/1/2004	ADDITIONS 2004-05	RETIRED/ DEFEASD 2004-05	OUTSTANDING 6/30/2005
Bonds Redeemable From General and Transportation				
Fund Revenues				
Capital Improvements and Other Purposes	\$ 2,183,763	\$ 177,605	\$ 178,170	\$ 2,183,198
School Construction	1,559,412	597,270	366,074	1,790,608
Municipal and Other Grants and Loans	1,580,427	116,002	190,668	1,505,761
Elderly Housing	9,605	54,123	-	63,728
Elimination of Water Pollution	267,667	35,000	23,495	279,172
Specific Highway Purposes	2,653	-	530	2,123
Infrastructure Improvement	3,142,058	200,000	240,540	3,101,518
Other Transportation	344	-	-	344
General Obligation Refunding	3,390,430	425,275	302,226	3,513,479
Miscellaneous	140,115	94,935	115,795	119,255
Total From General and Transportation Fund	<u>12,276,474</u>	<u>1,700,210</u>	<u>1,417,498</u>	<u>12,559,186</u>
Bonds Redeemable From Other Sources				
University and State University	202,906	98,110	104,800	196,216
Bradley International Airport	305,820	30,640	48,030	288,430
Rate Reduction	205,345	-	25,580	179,765
Clean Water Fund	611,260	-	39,720	571,540
Regional Market	10	-	-	10
Second Injury Fund	54,255	-	54,255	-
Total From Other Sources	<u>1,379,596</u>	<u>128,750</u>	<u>272,385</u>	<u>1,235,961</u>
Total Bonds Outstanding	<u>\$ 13,656,070</u>	<u>\$ 1,828,960</u>	<u>\$ 1,689,883</u>	<u>\$ 13,795,147</u>
Notes Redeemable from General Fund Revenue				
Economic Recovery Notes	<u>\$ 273,215</u>	<u>\$ -</u>	<u>\$ 63,655</u>	<u>\$ 209,560</u>

Ocasionaly during the fiscal year, cash resulting from bond refundings was used to purchase investments in U.S. Government Securities which were placed into an irrevocable trust for the eventual payment of certain bonds which are considered to be defeased at the fiscal year end. A summary of these transactions follows.

<u>Refunding Date</u>	<u>Refunding Bonds Issued</u>	<u>Defeased Bonds</u>	
September 2004	\$ 22,435	\$ 21,520	- with various due dates from December 15, 2010 through 2024
November 2004	89,725	90,730	- with various due dates from November 01, 2010 through 2017
March 2005	335,550	339,590	- with various due dates from April 15, 2016 through 2019
Totals	<u>\$ 447,710</u>	<u>\$ 451,840</u>	

BONDS OUTSTANDING BY YEARS OF MATURITY

AS OF JUNE 30, 2005

(In Thousands)

FISCAL YEAR	REDEEMABLE FROM GENERAL AND TRANSPORTATION FUND REVENUE		REDEEMABLE FROM OTHER SOURCES		TOTALS		TOTAL BONDED DEBT SERVICE
	PRINCIPAL	INTEREST	PRINCIPAL	INTEREST	PRINCIPAL	INTEREST	
2005-06	\$ 1,041,407	\$ 652,328	\$ 80,785	\$ 56,391	\$ 1,122,192	\$ 708,719	\$ 1,830,911
2006-07	1,015,807	619,812	78,595	52,873	1,094,402	672,685	1,767,087
2007-08	1,024,077	581,273	87,210	49,227	1,111,287	630,500	1,741,787
2008-09	979,444	570,456	86,770	45,308	1,066,214	615,764	1,681,978
2009-10	975,184	516,835	89,690	41,349	1,064,874	558,184	1,623,058
2010-11	910,170	411,121	85,440	37,270	995,610	448,391	1,444,001
2011-12	830,797	346,638	48,166	33,790	878,963	380,428	1,259,391
2012-13	803,974	286,128	52,715	31,098	856,689	317,226	1,173,915
2013-14	707,790	234,027	48,100	28,561	755,890	262,588	1,018,478
2014-15	655,476	191,915	45,330	26,183	700,806	218,098	918,904
2015-16	587,285	161,302	46,705	23,851	633,990	185,153	819,143
2016-17	537,455	135,495	46,160	21,540	583,615	157,035	740,650
2017-18	505,111	111,626	39,775	19,715	544,886	131,341	676,227
2018-19	468,296	88,844	47,505	17,783	515,801	106,627	622,428
2019-20	413,226	68,451	44,300	15,833	457,526	84,284	541,810
2020-21	366,051	47,707	45,155	13,881	411,206	61,588	472,794
2021-22	291,509	31,945	40,925	12,004	332,434	43,949	376,383
2022-23	228,862	18,502	40,385	10,158	269,247	28,660	297,907
2023-24	137,995	8,939	29,160	8,576	167,155	17,515	184,670
2024-25	68,455	2,667	27,765	7,121	96,220	9,788	106,008
2025-26	1,980	547	22,040	5,867	24,020	6,414	30,434
2026-27	2,100	432	19,980	4,828	22,080	5,260	27,340
2027-28	2,210	311	21,000	3,803	23,210	4,114	27,324
2028-29	2,330	184	19,945	2,775	22,275	2,959	25,234
2029-30	1,465	78	20,980	1,746	22,445	1,824	24,269
2030-31	490	25	10,415	829	10,905	854	11,759
2031-32	240	6	10,965	281	11,205	287	11,492
Totals	\$ 12,559,186	\$ 5,087,594	\$ 1,235,961	\$ 572,641	\$ 13,795,147	\$ 5,660,235	\$ 19,455,382

BOND COMMISSION ALLOCATIONS AVAILABLE


JUNE 30, 2005

(In Thousands)

FUND NO.		AUTHORIZED BY BOND ACTS	ALLOCATED		UNALLOCATED BALANCE
			BONDS ISSUED	BONDS UNISSUED	
12029	Student Loan Foundation	\$ 5,000	\$ -	\$ 5,000	\$ -
12033	Economic Development	132,430	109,430	23,000	-
12034	Economic Assistance	616,800	530,492	38,041	48,267
12036	Economic Stabilization	95,000	86,463	8,537	-
12040	Housing Development Corporations	11,000	10,965	35	-
12047	Child Care Facilities	7,775	5,184	841	1,750
12050	Local Capital Improvement	465,000	433,900	10,000	21,100
12051	Capital Equipment Purchase	266,440	237,658	28,782	-
12052	Grants to Local Governments and Others	1,272,248	965,267	179,753	127,228
12053	Economic Development and Other Grants	104,193	101,194	2,999	-
12055	Housing for Homeless Persons with AIDS	8,100	6,981	530	589
12057	Bond Exemption Acquisition Fund	35,500	32,495	3,005	-
12058	Special Contaminated Property Remediation and Insurance Fund	3,000	2,000	-	1,000
12059	Hartford Downtown Redevelopment	500,000	447,810	26,214	25,976
12061	Higher Education Endowment Fund	10,500	-	-	10,500
12063	Housing Assistance	506,478	461,745	23,548	21,185
13007	Elimination of Water Pollution	398,000	397,966	34	-
13008	Specific Highway Purposes	76,950	74,500	2,450	-
13009	School Construction	4,484,270	4,277,839	72,001	134,430
13011	Specific Highway Purposes	142,050	140,598	1,452	-
13013	Transportation Facilities	10,098	10,095	3	-
13015	Agricultural Land Preservation	89,750	80,499	8,501	750
13019	Community Conservation and Development	982,488	692,859	233,854	55,775
13022	Ramp Construction	500	499	1	-
13030	Transportation Improvements	1,500	1,339	161	-
13033	Infrastructure Improvements	5,841,514	5,396,651	433,933	10,930
13036	University and State University Facilities	1,731	1,623	108	-
13037	University and State University Facilities	4,147	4,131	16	-
13042	University and State University Facilities	104,363	104,192	171	-
17001	Capital Improvements and Other Purposes	307,666	217,495	19,097	71,074
17011	Capital Improvements and Other Purposes	597,719	381,647	28,625	187,447
17021	Capital Improvements and Other Purposes	488,237	233,217	148,108	106,912
17041	Capital Improvements and Other Purposes	260,527	30,900	21,838	207,789
17086	Capital Improvements and Other Purposes	226,963	226,609	354	-
17094	Capital Improvements and Other Purposes	53,621	52,929	692	-
17731	Capital Improvements and Other Purposes	42,899	41,000	1,899	-
17741	Capital Improvements and Other Purposes	144,627	144,485	142	-
17771	Capital Improvements and Other Purposes	80,530	80,124	406	-
17781	Capital Improvements and Other Purposes	90,246	85,747	4,499	-
17791	Capital Improvements and Other Purposes	40,803	39,678	1,125	-
17801	Capital Improvements and Other Purposes	72,606	72,070	536	-
17811	Capital Improvements and Other Purposes	77,338	75,100	2,238	-
17831	Capital Improvements and Other Purposes	88,295	86,802	1,493	-
17841	Capital Improvements and Other Purposes	117,260	114,614	2,646	-
17851	Capital Improvements and Other Purposes	116,687	113,336	3,351	-
17861	Capital Improvements and Other Purposes	119,963	111,225	8,738	-
17871	Capital Improvements and Other Purposes	521,848	507,804	14,044	-
17891	Capital Improvements and Other Purposes	416,558	410,574	3,789	2,195

SCHEDULE E-5

FUND NO.		AUTHORIZED BY BOND ACTS	BONDS ISSUED	BONDS UNISSUED	UNALLOCATED BALANCE
17901	Capital Improvements and Other Purposes	534,094	528,221	5,673	200
17911	Capital Improvements and Other Purposes	148,920	142,065	3,552	3,303
17921	Capital Improvements and Other Purposes	322,136	320,383	53	1,700
17931	Capital Improvements and Other Purposes	629,234	615,736	12,518	980
17951	Capital Improvements and Other Purposes	208,252	190,950	15,398	1,904
17961	Capital Improvements and Other Purposes	266,426	237,362	18,314	10,750
17971	Capital Improvements and Other Purposes	195,286	186,057	7,724	1,505
17981	Capital Improvements and Other Purposes	210,736	206,845	724	3,167
17991	Capital Improvements and Other Purposes	300,471	251,124	1,435	47,912
21004	Connecticut Innovations	114,801	114,290	511	-
21014	Clean Water/Long Island Sound - G.O.	741,030	632,357	94,347	14,326
21015	Clean Water/Drinking Water - Revenue	1,238,400	863,085	209,135	166,180
35013	Industrial Building Mortgage Insurance	26,000	5,550	19,450	1,000
	Totals	\$ 24,977,004	\$ 21,933,756	\$ 1,755,424	\$ 1,287,824



INTERNAL SERVICE FUNDS

Statements:

EXHIBIT F Balance Sheet

SCHEDULE F-1 Statement of Cash Receipts and Disbursements

Comments:

Internal service funds account for the financing of goods or services provided by one department or agency to other departments or agencies of the State, or to other governmental units, on a cost-reimbursement basis.

**INTERNAL SERVICE FUNDS
BALANCE SHEET
JUNE 30, 2005**

	22001	22002
	CORRECTION INDUSTRIES	TECHNICAL SERVICES
Assets		
Cash and Short Term Investments	\$ 6,911,527	\$ 5,731,569
Due From Other Funds	<u>35,987</u>	<u>-</u>
Total Assets	<u>\$ 6,947,514</u>	<u>\$ 5,731,569</u>
Liabilities, Reserves, Capital and Fund Balances		
Appropriations Continued	\$ 6,205,228	\$ 25,098,897
Capital	4,980,000	1,100,000
Fund Balances	<u>(4,237,714)</u>	<u>(20,467,328)</u>
Total Liabilities, Reserves, Capital and Fund Balances	<u>\$ 6,947,514</u>	<u>\$ 5,731,569</u>

**INTERNAL SERVICE FUNDS
STATEMENT OF CASH RECEIPTS AND DISBURSEMENTS
FISCAL YEAR ENDED JUNE 30, 2005**

	22001	22002
	CORRECTION INDUSTRIES	TECHNICAL SERVICES
Cash, July 1, 2004	\$ 6,071,255	\$ 5,841,910
Receipts and Transfers:		
Other Receipts	18,910,605	39,100,519
Interfund Transfers	<u>17,293</u>	<u>-</u>
Totals	<u>24,999,153</u>	<u>44,942,429</u>
Disbursements:		
Current Expenses, Fixed Charges and Capital Outlay	<u>18,087,626</u>	<u>39,210,860</u>
Cash, June 30, 2005	<u>\$ 6,911,527</u>	<u>\$ 5,731,569</u>

EXHIBIT F

22003	22004	
GENERAL SERVICES	CAPITAL EQUIPMENT DATA PROCESSING	TOTAL
\$ (22,577,343)	\$ 2,242,313	\$ (7,691,934)
-	-	35,987
<u>\$ (22,577,343)</u>	<u>\$ 2,242,313</u>	<u>\$ (7,655,947)</u>
\$ 29,618,065	\$ 2,242,313	\$ 63,164,503
-	-	6,080,000
<u>(52,195,408)</u>	<u>-</u>	<u>(76,900,450)</u>
<u>\$ (22,577,343)</u>	<u>\$ 2,242,313</u>	<u>\$ (7,655,947)</u>

SCHEDULE F-1

22003	22004	
GENERAL SERVICES	CAPITAL EQUIPMENT DATA PROCESSING	TOTAL
\$ (24,663,224)	\$ 2,242,313	\$ (10,507,746)
24,490,154	-	82,501,278
-	-	17,293
<u>(173,070)</u>	<u>2,242,313</u>	<u>72,010,825</u>
<u>22,404,273</u>	<u>-</u>	<u>79,702,759</u>
<u>\$ (22,577,343)</u>	<u>\$ 2,242,313</u>	<u>\$ (7,691,934)</u>

ENTERPRISE FUNDS

Statements:

EXHIBIT G Balance Sheet

SCHEDULE G-1 Statement of Cash Receipts and Disbursements

Comments:

Enterprise funds account for operations that are financed and operated in a manner similar to private business enterprises where the intent of the State is that the costs of providing goods or services to the general public on a continuing basis be financed or recovered primarily through user charges.

**ENTERPRISE FUNDS
BALANCE SHEET
JUNE 30, 2005**

ASSETS

FUND NO.	CASH AND SHORT TERM INVESTMENTS	ACCOUNTS AND LOANS RECEIVABLE	LONG TERM INVESTMENTS	DUE FROM OTHER FUNDS	CASH AND INVESTMENTS WITH THE TRUSTEE
21001 Teacher Incentive Loans	\$ 61,099	\$ -	\$ -	\$ -	\$ -
21002 Health Center Hospital	19,691,841	19,849,000	128,576	-	-
21003 Vocational Education Extension	2,359,087	-	-	-	-
21004 Connecticut Innovations Incorporated	9,500,961	201,612	-	-	-
21005 Auto Emissions Inspection	12,706,815	-	-	-	-
21006 Academic Scholarship Loans	554,088	54,972	-	-	-
21007 Substance Abuse Revolving Loans	105,804	-	-	-	-
21008 Bradley International Parking Operations	-	-	-	-	12,415,290
21009 Bradley International Airport Operations	15,708,781	-	-	114,444	138,241,421
21010 Local Bridge Revolving - Bond Financed	14,008,257	289,039	-	-	-
21011 Local Bridge Revolving - Revenue Financed	24,860,323	-	-	-	-
21013 Community Residential Facility Loans	1,532,011	11,588,789	-	-	-
21019 Stadium Facility Enterprise Fund	189,778	-	-	-	-
21020 Rate Reduction Bonds	-	-	-	-	26,248,765
Various Clean Water	54,747,941	654,673,507	-	-	433,733,994
Various Drinking Water	1,069,520	49,316,850	-	-	49,170,167
Totals	<u>\$ 157,096,306</u>	<u>\$ 735,973,769</u>	<u>\$ 128,576</u>	<u>\$ 114,444</u>	<u>\$ 659,809,637</u>

**ENTERPRISE FUNDS
STATEMENT OF CASH RECEIPTS AND DISBURSEMENTS
FISCAL YEAR ENDED JUNE 30, 2005**

RECEIPTS AND

FUND NO.	CASH AND SHORT TERM INVESTMENTS JULY 1, 2004	LOAN REPAYMENTS AND SALE OF LONG TERM INVESTMENTS	SALE OF BONDS	OTHER RECEIPTS
21001 Teacher Incentive Loans	\$ 61,099	\$ -	\$ -	\$ -
21002 Health Center Hospital	4,367,294	45,591	-	218,461,028
21003 Vocational Education Extension	1,924,107	-	-	2,779,120
21004 Connecticut Innovations Incorporated	9,544,350	-	-	3,914,910
21005 Auto Emissions Inspection	12,363,427	-	-	287,061
21006 Academic Scholarship Loans	531,300	-	-	22,788
21007 Substance Abuse Revolving Loans	105,804	-	-	-
21009 Bradley International Airport Operations	15,292,582	-	-	31,711,916
21010 Local Bridge Revolving - Bond Financed	16,644,180	-	-	426,184
21011 Local Bridge Revolving - Revenue Financed	24,296,477	-	-	563,846
21013 Community Residential Facility Loans	1,996,493	-	-	1,074,476
21019 Stadium Facility Enterprise Fund	86,178	-	-	103,600
Various Clean Water	40,110,003	4,733,725	35,000,000	21,452,794
Various Drinking Water	1,069,521	-	-	-
Totals	<u>\$ 128,392,815</u>	<u>\$ 4,779,316</u>	<u>\$ 35,000,000</u>	<u>\$ 280,797,723</u>

EXHIBIT G

LIABILITIES, RESERVES, CAPITAL AND FUND BALANCES

TOTAL ASSETS	RESERVE FOR RECEIVABLES	APPROPRIATIONS CONTINUED	CAPITAL	FUND BALANCES	TOTAL LIABILITIES, RESERVES, CAPITAL AND FUND BALANCES
\$ 61,099	\$ -	\$ -	\$ -	\$ 61,099	\$ 61,099
39,669,417	19,849,000	(13,078,869)	500,000	32,399,286	39,669,417
2,359,087	-	652,151	350,000	1,356,936	2,359,087
9,702,573	201,612	(6,053,639)	-	15,554,600	9,702,573
12,706,815	-	1,499,272	-	11,207,543	12,706,815
609,060	54,972	10,229	-	543,859	609,060
105,804	-	105,804	-	-	105,804
12,415,290	-	(3,604,597)	-	16,019,887	12,415,290
154,064,646	-	12,191,894	-	141,872,752	154,064,646
14,297,296	289,039	13,718,480	-	289,777	14,297,296
24,860,323	-	24,467,844	-	392,479	24,860,323
13,120,800	11,588,789	499,082	-	1,032,929	13,120,800
189,778	-	130,254	-	59,524	189,778
26,248,765	-	-	-	26,248,765	26,248,765
1,143,155,442	654,673,507	357,433,357	-	131,048,578	1,143,155,442
99,556,537	49,316,850	13,129,130	-	37,110,557	99,556,537
<u>\$ 1,553,122,732</u>	<u>\$ 735,973,769</u>	<u>\$ 401,100,392</u>	<u>\$ 850,000</u>	<u>\$ 415,198,571</u>	<u>\$ 1,553,122,732</u>

SCHEDULE G-1

TRANSFERS

DISBURSEMENTS

INTERFUND TRANSFERS	TRANSFERS FROM TRUSTEE	TOTALS	CURRENT EXPENSES FIXED CHARGES AND CAPITAL OUTLAY	TRANSFERS TO TRUSTEE	TOTAL DISBURSEMENTS	CASH AND SHORT TERM INVESTMENTS JUNE 30, 2005
\$ -	\$ -	\$ 61,099	\$ -	\$ -	\$ -	\$ 61,099
-	-	222,873,913	203,182,072	-	203,182,072	19,691,841
-	-	4,703,227	2,344,140	-	2,344,140	2,359,087
-	-	13,459,260	3,958,299	-	3,958,299	9,500,961
6,500,000	-	19,150,488	6,443,673	-	6,443,673	12,706,815
-	-	554,088	-	-	-	554,088
-	-	105,804	-	-	-	105,804
44,915	-	47,049,413	31,340,632	-	31,340,632	15,708,781
-	-	17,070,364	3,062,107	-	3,062,107	14,008,257
-	-	24,860,323	-	-	-	24,860,323
-	-	3,070,969	1,538,958	-	1,538,958	1,532,011
-	-	189,778	-	-	-	189,778
(136,103)	33,343,685	134,504,104	65,270,075	14,486,088	79,756,163	54,747,941
136,103	-	1,205,624	136,104	-	136,104	1,069,520
<u>\$ 6,544,915</u>	<u>\$ 33,343,685</u>	<u>\$ 488,858,454</u>	<u>\$ 317,276,060</u>	<u>\$ 14,486,088</u>	<u>\$ 331,762,148</u>	<u>\$ 157,096,306</u>

FIDUCIARY FUNDS

Statements:

EXHIBIT H Balance Sheet

SCHEDULE H-1 Statement of Cash Receipts and Disbursements

Comments:

Fiduciary funds account for assets held by the State as an agent for individuals or government units. In the future these assets will be transferred to other State funds or to sources outside the State.

**FIDUCIARY FUNDS
BALANCE SHEET
JUNE 30, 2005**

ASSETS

FUND NO.	CASH AND SHORT TERM INVESTMENTS	LOANS RECEIVABLE AND DUE FROM OTHER FUNDS		DEPOSITS IN U.S. TREASURY	LONG TERM INVESTMENTS
31001 State Employees' Retirement	\$ 159,021,792	\$ -	\$ -	-	\$ 4,789,040,478
31002 State's Attorneys' Retirement	55,286	-	-	-	463,765
31003 General Assembly Retirement	24,671	-	-	-	-
31004 Judges and Compensation Comm. Retirement	8,715,671	-	-	-	92,973,517
31005 Public Defenders' Retirement	58,765	-	-	-	-
31006 Teachers' Retirement System	152,713,489	209,254	-	-	6,647,910,647
31008 Municipal Employees Retirement Fund B	47,164,248	-	-	-	826,295,766
31009 Policemen and Firemen Survivors' Benefit	1,087,978	-	-	-	16,581,191
31010 Probate Retirement	4,372,698	-	-	-	37,873,452
34001 Fines Awaiting Distribution	-	-	-	-	-
34002 Social Services Support	234,690	-	-	-	-
34003 Funds Awaiting Distribution	25,623,860	-	-	-	-
34004 Betting Taxes	299,807	-	-	-	-
34005 Fringe Benefit Recovery	79,896	(4,104)	-	-	-
34006 Superior Court Condemnation Awards	9,993,328	-	-	-	-
34008 Alternate Retirement	2,146,284	-	-	-	-
35001 Health Club Guaranty	347,061	2,588	-	-	-
35002 Real Estate Guaranty	500,000	4,044	-	-	-
35003 Home Improvement Guaranty	224,581	2,861	-	-	-
35004 Brokered Transactions Guaranty Fund	500,000	-	-	-	-
35005 Itinerant Vendor Guaranty Fund	50,000	-	-	-	-
35006 New Home Construction Guaranty Fund	399,187	3,270	-	-	-
35007 Tobacco Health Trust Fund	11,975	91	-	-	-
35008 Biomedical Research Trust Fund	4,000,000	-	-	-	-
35009 Endowed Chair Investment	5,175,437	-	-	-	-
35010 Connecticut Arts Endowment	933,073	-	-	-	14,472,429
35011 Soldiers', Sailors' and Marines' Trust	587,395	-	-	-	50,194,420
35012 Various Treasurer's Trust Funds	258,429	1,965	-	-	-
35013 Industrial Building Mortgage Insurance	-	540,290	-	-	-
35014 Unemployment Compensation Fund	(873,624)	-	572,789,293	-	-
35015 John Dempsey Hospital Malpractice Trust	13,627,046	-	-	-	-
Totals	<u>\$ 437,333,023</u>	<u>\$ 760,259</u>	<u>\$ 572,789,293</u>		<u>\$12,475,805,665</u>

LIABILITIES, RESERVES, AND FUND BALANCES

RESOURCES TO BE PROVIDED IN FUTURE YEARS	TOTAL ASSETS	RESERVE FOR RECEIVABLES AND BENEFIT PAYMENTS	RESERVE FOR MEMBER CONTRIBUTIONS	RESERVE FOR ACTUARIAL DEFICIENCY	FUND BALANCES	TOTAL LIABILITIES, RESERVES, AND FUND BALANCES
\$ 7,469,869,214	\$ 12,417,931,484	\$ -	\$ 450,651,345	\$ 7,469,869,214	\$ 4,497,410,925	\$ 12,417,931,484
-	519,051	-	176,417	-	342,634	519,051
-	24,671	-	-	-	24,671	24,671
74,685,056	176,374,244	-	11,540,963	74,685,056	90,148,225	176,374,244
-	58,765	-	-	-	58,765	58,765
5,223,799,619	12,024,633,009	-	3,381,000,000	5,223,799,619	3,419,833,390	12,024,633,009
-	873,460,014	-	-	-	873,460,014	873,460,014
-	17,669,169	-	-	-	17,669,169	17,669,169
-	42,246,150	-	-	-	42,246,150	42,246,150
-	-	-	-	-	-	-
-	234,690	-	-	-	234,690	234,690
-	25,623,860	-	-	-	25,623,860	25,623,860
-	299,807	-	-	-	299,807	299,807
-	75,792	-	-	-	75,792	75,792
-	9,993,328	-	-	-	9,993,328	9,993,328
-	2,146,284	-	-	-	2,146,284	2,146,284
-	349,649	-	-	-	349,649	349,649
-	504,044	-	-	-	504,044	504,044
-	227,442	-	-	-	227,442	227,442
-	500,000	-	-	-	500,000	500,000
-	50,000	-	-	-	50,000	50,000
-	402,457	-	-	-	402,457	402,457
-	12,066	-	-	-	12,066	12,066
-	4,000,000	-	-	-	4,000,000	4,000,000
-	5,175,437	-	-	-	5,175,437	5,175,437
-	15,405,502	-	-	-	15,405,502	15,405,502
-	50,781,815	-	-	-	50,781,815	50,781,815
-	260,394	-	-	-	260,394	260,394
-	540,290	540,290	-	-	-	540,290
-	571,915,669	572,789,293	-	-	(873,624)	571,915,669
-	13,627,046	-	-	-	13,627,046	13,627,046
<u>\$ 12,768,353,889</u>	<u>\$ 26,255,042,129</u>	<u>\$ 573,329,583</u>	<u>\$ 3,843,368,725</u>	<u>\$ 12,768,353,889</u>	<u>\$ 9,069,989,932</u>	<u>\$ 26,255,042,129</u>

FIDUCIARY FUNDS
STATEMENTS OF CASH RECEIPTS AND DISBURSEMENTS
FISCAL YEAR ENDED JUNE 30, 2005

RECEIPTS AND TRANSFERS

FUND NO.	CASH AND SHORT TERM INVESTMENTS		OTHER RECEIPTS	SALE OF LONG TERM INVESTMENTS	WITHDRAWALS FROM U. S. TREASURY
	JULY 1, 2004	TAXES			
31001 State Employees' Retirement	\$ 106,566,678	\$ -	\$ 896,506,821	\$ 208,680,335	\$ -
31002 State's Attorneys' Retirement	85,724	-	68,649	65,045	-
31003 General Assembly Retirement	26,988	-	597	-	-
31004 Judges & Compensation Comm. Retirement	4,071,342	-	19,783,447	3,269,185	-
31005 Public Defenders' Retirement	51,886	-	7,879	-	-
31006 Teachers' Retirement System	185,666,622	-	928,645,160	296,508,138	-
31008 Municipal Employees Retirement Fund B	25,319,578	-	86,981,422	32,731,630	-
31009 Police and Firemen Survivors' Benefit	2,086,174	-	925,141	62,285	-
31010 Probate Retirement	3,689,978	-	2,871,629	1,402,547	-
34001 Fines Awaiting Distribution	1	-	164,399	-	-
34002 Social Services Support	1,201,145	-	23,681,626	-	-
34003 Funds Awaiting Distribution	23,795,531	-	646,271,454	-	-
34004 Betting Taxes	352,667	-	4,279,279	-	-
34005 Fringe Benefit Recovery	-	-	79,896	-	-
34006 Superior Court Condemnation Awards	17,573,142	-	8,711,687	-	-
34008 Alternate Retirement	1,974,085	-	67,663,149	-	-
35001 Health Club Guaranty	350,000	-	21,361	-	-
35002 Real Estate Guaranty	500,000	-	5,278	-	-
35003 Home Improvement Guaranty	734,322	-	1,574,223	-	-
35004 Brokered Transactions Guaranty Fund	500,000	-	-	-	-
35005 Itinerant Vendor Guaranty Fund	50,000	-	-	-	-
35006 New Home Construction Guaranty Fund	752,826	-	285,790	-	-
35007 Tobacco Health Trust Fund	623,877	-	1,506	-	-
35008 Biomedical Research Trust Fund	2,000,000	-	-	-	-
35009 Endowed Chair Investment	5,139,904	-	119,217	-	-
35010 Connecticut Arts Endowment	956,370	-	732,977	-	-
35011 Soldiers', Sailors' and Marines' Trust	587,394	-	2,620,827	-	-
35012 Various Treasurer's Trust Funds	257,331	-	4,436	-	-
35014 Unemployment Compensation Fund	1,039,198	641,643,859	38,167,210	-	581,889,945
35015 John Dempsey Hospital Malpractice Trust	9,445,560	-	4,181,486	-	-
Totals	<u>\$ 395,398,323</u>	<u>\$ 641,643,859</u>	<u>\$ 2,734,356,546</u>	<u>\$ 542,719,165</u>	<u>\$ 581,889,945</u>

DISBURSEMENTS

INTERFUND TRANSFERS	TOTALS	DISTRIBUTIONS	PURCHASE OF LONG TERM INVESTMENTS	DEPOSITS IN U. S. TREASURY	TOTAL DISBURSEMENTS	CASH AND SHORT TERM INVESTMENTS JUNE 30, 2005
\$ -	\$ 1,211,753,834	\$ 884,953,903	\$ 167,778,139	\$ -	\$ 1,052,732,042	\$ 159,021,792
-	219,418	86,123	78,009	-	164,132	55,286
-	27,585	2,914	-	-	2,914	24,671
-	27,123,974	15,093,836	3,314,467	-	18,408,303	8,715,671
-	59,765	1,000	-	-	1,000	58,765
7,815	1,410,827,735	1,026,974,300	231,139,946	-	1,258,114,246	152,713,489
-	145,032,630	68,471,551	29,396,831	-	97,868,382	47,164,248
-	3,073,600	740,565	1,245,057	-	1,985,622	1,087,978
2,555,813	10,519,967	4,792,918	1,354,351	-	6,147,269	4,372,698
-	164,400	164,400	-	-	164,400	-
-	24,882,771	24,648,081	-	-	24,648,081	234,690
(100)	670,066,885	644,443,025	-	-	644,443,025	25,623,860
-	4,631,946	4,332,139	-	-	4,332,139	299,807
-	79,896	-	-	-	-	79,896
-	26,284,829	16,291,501	-	-	16,291,501	9,993,328
-	69,637,234	67,490,950	-	-	67,490,950	2,146,284
-	371,361	24,300	-	-	24,300	347,061
-	505,278	5,278	-	-	5,278	500,000
-	2,308,545	2,083,964	-	-	2,083,964	224,581
-	500,000	-	-	-	-	500,000
-	50,000	-	-	-	-	50,000
6,942	1,045,558	646,371	-	-	646,371	399,187
(613,408)	11,975	-	-	-	-	11,975
2,000,000	4,000,000	-	-	-	-	4,000,000
-	5,259,121	83,684	-	-	83,684	5,175,437
-	1,689,347	756,274	-	-	756,274	933,073
(2,620,826)	587,395	-	-	-	-	587,395
731	262,498	4,069	-	-	4,069	258,429
(2,755,980)	1,259,984,232	582,376,945	-	678,480,911	1,260,857,856	(873,624)
-	13,627,046	-	-	-	-	13,627,046
<u>\$ (1,419,013)</u>	<u>\$ 4,894,588,825</u>	<u>\$ 3,344,468,091</u>	<u>\$ 434,306,800</u>	<u>\$ 678,480,911</u>	<u>\$ 4,457,255,802</u>	<u>\$ 437,333,023</u>

SUNDRY

Statements:

SCHEDULE I All Funds – Expenditures Classified by Current Expenses,
Fixed Charges and Capital Outlay

SCHEDULE J Inventories Classified by Object

SCHEDULE K Valuation of Property

ALL FUNDS - EXPENDITURES CLASSIFIED BY CURRENT EXPENSES, FIXED CHARGES, AND CAPITAL OUTLAY
FISCAL YEAR ENDED JUNE 30, 2005
(In Thousands)

	PERSONAL SERVICES	OTHER CURRENT EXPENSES	FIXED CHARGES	CAPITAL OUTLAY	TOTALS
GENERAL FUND					
Legislative					
Legislative Management	\$ 33,923	\$ 18,569	\$ 268	\$ 498	\$ 53,258
Auditors of Public Accounts	7,644	475	-	79	8,198
Commission on the Status of Women	449	55	-	-	504
Commission on Children	528	62	-	-	590
Commission on Latino and Puerto Rican Affairs	326	46	-	-	372
African-American Affairs Commission	261	37	-	-	298
Total Legislative	43,131	19,244	268	577	63,220
General Government					
Governor's Office	2,265	268	172	-	2,705
Secretary of the State	1,598	971	-	1	2,570
Lieutenant Governor's Office	370	70	-	-	440
Elections Enforcement Commission	856	70	-	4	930
Ethics Commission	742	146	-	-	888
Freedom of Information Commission	1,387	104	-	1	1,492
Judicial Selection Commission	77	21	-	-	98
State Properties Review Board	274	156	-	6	436
State Treasurer	3,090	315	-	-	3,405
State Comptroller	15,177	4,776	20	-	19,973
Department of Revenue Services	47,638	9,412	-	3	57,053
Division of Special Revenue	5,116	1,069	-	-	6,185
State Insurance and Risk Management Board	210	10,412	-	1	10,623
Gaming Policy Board	-	1	-	-	1
Office of Policy and Management	11,243	7,700	102,491	1	121,435
Department of Veterans Affairs	21,366	7,279	-	1	28,646
Office of Workforce Competitiveness	347	5,225	-	-	5,572
Department of Administrative Services	15,295	6,921	-	1	22,217
Department of Information Technology	7,521	8,742	-	-	16,263
Department of Public Works	6,069	34,887	-	1	40,957
Attorney General	24,618	1,444	-	-	26,062
Office of the Claims Commissioner	237	83	-	-	320
Division of Criminal Justice	36,395	4,212	-	1	40,608
State Marshall Commission	185	75	-	-	260
Total General Government	202,076	104,359	102,683	21	409,139
Regulation and Protection					
Department of Public Safety	106,712	31,927	37	1	138,677
Police Officer Standards & Training Council	1,635	859	-	1	2,495
Board of Firearms Permit Examiners	71	32	-	-	103
Military Department	3,247	2,325	-	1	5,573
Commission on Fire Prevention and Control	1,534	562	-	-	2,096
Department of Consumer Protection	8,935	897	-	-	9,832
Department of Labor	7,111	37,899	-	2	45,012
Office of Victim Advocate	155	33	-	-	188
Commission on Human Rights and Opportunities	5,334	539	-	1	5,874
Protection and Advocacy for Persons with Disabilities	2,108	372	-	1	2,481
Office of the Child Advocate	520	136	-	-	656
Total Regulation and Protection	137,362	75,581	37	7	212,987
Conservation and Development					
Department of Agriculture	3,355	905	210	24	4,494
Connecticut Agricultural Experiment Station	5,062	727	-	1	5,790
Department of Environmental Protection	29,683	5,115	441	5	35,244
Council on Environmental Quality	45	5	-	-	50
Commission on Arts, Tourism, Culture, History and Film	3,168	6,921	15,972	50	26,111
Department of Economic & Community Development	6,154	2,770	12,872	-	21,796
Total Conservation and Development	47,467	16,443	29,495	80	93,485

SCHEDULE I

	PERSONAL SERVICES	OTHER CURRENT EXPENSES	FIXED CHARGES	CAPITAL OUTLAY	TOTALS
Health and Hospitals					
Department of Public Health	26,342	17,663	26,136	-	70,141
Office of Health Care Access	1,894	181	-	-	2,075
Office of the Chief Medical Examiner	3,859	1,069	-	30	4,958
Department of Mental Retardation	262,326	91,898	398,238	1	752,463
Department of Mental Health & Addiction Services	148,345	198,571	106,151	1	453,068
Psychiatric Security Review Board	264	42	-	-	306
Total Health and Hospitals	443,030	309,424	530,525	32	1,283,011
Transportation					
Department of Transportation	-	1,203	-	-	1,203
Total Transportation	-	1,203	-	-	1,203
Human Services					
Department of Social Services	93,990	120,420	3,693,620	-	3,908,030
Total Human Services	93,990	120,420	3,693,620	-	3,908,030
Education, Museums, Libraries					
Department of Education	117,301	32,389	1,941,471	152	2,091,313
Board of Education and Services for the Blind	3,917	8,112	1,270	1	13,300
Commission on the Deaf and Hearing Impaired	593	300	-	1	894
State Library	5,011	3,820	1,323	1	10,155
Department of Higher Education	2,394	29,127	37,567	1	69,089
Charter Oak College	-	2,119	-	-	2,119
University of Connecticut	-	197,039	-	-	197,039
University of Connecticut Health Center	-	73,239	-	-	73,239
Teachers' Retirement Board	1,278	496	198,218	1	199,993
Regional Community-Technical Colleges	-	126,921	-	-	126,921
Connecticut State University	-	138,481	-	-	138,481
Total Education, Museums, Libraries	130,494	612,043	2,179,849	157	2,922,543
Corrections					
Department of Correction	371,657	180,051	21,953	180	573,841
Department of Children and Families	230,895	62,071	366,621	1	659,588
Council to Administer the Children's Trust Fund	594	5,541	-	-	6,135
Total Corrections	603,146	247,663	388,574	181	1,239,564
Judicial					
Judicial Department	243,377	124,526	-	2,140	370,043
Public Defender Services Commission	27,200	8,574	-	1	35,775
Total Judicial	270,577	133,100	-	2,141	405,818
Non-Functional					
Debt Service	-	-	1,177,308	-	1,177,308
Uconn 2000 Debt Service	-	-	79,551	-	79,551
CHEFA Day Care Security	-	2,279	-	-	2,279
Workers' Compensation Claims	-	17,973	-	-	17,973
Judicial Review Council	122	13	-	-	135
Refunds of Escheated Property	-	20,477	-	-	20,477
Adjudicated Claims	-	7,057	-	-	7,057
Fire Training Schools	-	-	443	-	443
Maintenance of County Base Fire Radio Network	-	-	22	-	22
Maintenance of Statewide Fire Radio Network	-	-	15	-	15
Police Association of Connecticut	-	-	120	-	120
Connecticut State Firefighters Association	-	-	132	-	132
Interstate Environmental Commission	-	-	85	-	85
Reimbursements to Towns-Tax Loss on State Property	-	-	69,959	-	69,959
Reimbursements to Towns-Tax Loss on Private Tax-Exempt	-	-	105,932	-	105,932
Unemployment Compensation	-	4,262	-	-	4,262
Employees Retirement Contributions	-	354,401	-	-	354,401
Higher Education Alternative Retirement System	-	17,448	-	-	17,448

SCHEDULE I

	PERSONAL SERVICES	OTHER CURRENT EXPENSES	FIXED CHARGES	CAPITAL OUTLAY	TOTALS
Pension and Retirements - Other Statutory	-	1,510	-	-	1,510
Judges and Compensation Commissioners Retirement	-	12,236	-	-	12,236
Group Life Insurance	-	4,738	-	-	4,738
Tuition Reimbursement - Training and Travel	-	3,233	-	-	3,233
Employer Social Security Tax	-	180,479	-	-	180,479
State Employees Health Service Cost	-	359,369	-	-	359,369
Retired Employees Health Service Cost	-	374,171	-	-	374,171
Insurance Recoveries	-	236	-	-	236
Total Non-Functional	122	1,359,882	1,433,567	-	2,793,571
Total Budgeted Appropriations-General Fund	1,971,395	2,999,362	8,358,618	3,196	13,332,571
Federal and Other Grants-General	219,956	130,061	940,517	48,283	1,338,817
Federal and Other Grants-Transportation	17,930	37,742	6,412	33,652	95,736
Special Revenue Funds	1,415,938	925,710	652,725	47,355	3,041,728
Debt Service Funds	-	145,366	265,935	-	411,301
Capital Projects Funds	71,430	205,355	632,390	487,842	1,397,017
Internal Service Funds	34,457	30,482	-	14,762	79,701
Enterprise Funds	127,716	164,320	23,750	1,490	317,276
Totals	\$ 3,858,822	\$ 4,638,398	\$ 10,880,347	\$ 636,580	\$ 20,014,147

Note: Total expenditures are not net of interfund transfers.

SCHEDULE J**INVENTORIES CLASSIFIED BY OBJECT**

(In Thousands)

	2001	2002	2003	2004
Land	475,333	\$ 537,825	\$ 564,240	568,787
Site Improvements	556,414	602,393	676,032	799,804
Buildings	6,626,578	7,069,096	7,634,031	7,677,348
Furnishings and Equipment	898,164	944,350	987,341	1,020,671
Paintings	786,904	775,669	811,585	844,309
Livestock	3,340	3,604	4,470	4,520
Stores and Supplies	53,063	57,174	61,087	65,979
Property of U.S. Government	24,527	24,631	24,483	25,345
Other Property Not Owned By State	4,110	2,824	4,332	6,877
Boats and Equipment	4,230	4,343	4,270	4,270
Autos and Trucks	398,228	423,898	415,571	437,800
Airplanes	372	2,450	2,449	2,449
Railroads	261,970	291,983	295,639	295,639
Totals	\$ 10,093,233	\$ 10,740,240	\$ 11,485,530	\$ 11,753,798

SCHEDULE K**VALUATION OF PROPERTY AS OF JUNE 30, 2004**

(In Thousands)

	REAL PROPERTY	PERSONAL PROPERTY	TOTALS
Legislative Management	\$ 448,906	\$ 17,059	\$ 465,966
Auditors of Public Accounts	-	631	631
Governor's Office	-	767	767
Secretary of State	-	2,974	2,974
Lieutenant Governor's Office	-	37	37
Elections Enforcement Commission	-	156	156
Ethics Commission	-	134	134
Freedom of Information Commission	-	143	143
Judicial Selection Commission	-	7	7
State Properties Review Board	-	39	39
State Treasurer	23	2,041	2,064
State Comptroller	369	9,466	9,835
Department of Revenue Services	-	7,487	7,487
Division of Special Revenue	-	1,329	1,329
State Insurance Purchasing Board	-	23	23
Housing Finance Authority	2,764	1,501	4,265
Office of Policy and Management	178,119	2,794	180,913
Department of Veterans Affairs	49,702	7,458	57,160
Office of Workforce Competitiveness	-	32	32
Department of Administrative Services	3,381	169,396	172,777
Department of Public Works	574,760	21,561	596,321
Attorney General	-	3,683	3,683
Office of Claims Commissioner	-	15	15
Division of Criminal Justice	5,014	3,887	8,901
State Marshal Commission	-	6	6

SCHEDULE K

Department of Public Safety	65,630	149,290	214,920
Police Officer Standards and Training Council	213	1,226	1,439
Board of Firearms Permit Examiners	-	4	4
Department of Motor Vehicles	25,432	10,612	36,044
Military Department	191,768	3,010	194,778
Commission of Fire Prevention and Control	13,793	2,177	15,970
Department of Banking	-	1,695	1,695
Department of Insurance	-	1,615	1,615
Connecticut Siting Council	-	23	23
Office of Consumer Counsel	-	148	148
Department of Public Utility Control	-	1,519	1,519
Department of Consumer Protection	-	1,766	1,766
Department of Labor	22,503	17,030	39,533
Office of Victim Advocate	-	41	41
Commission on Human Rights and Opportunities	4	284	288
Office of Advocacy for Persons with Disabilities	-	201	201
Office of Child Advocate	-	71	71
Workers' Compensation Commission	-	2,006	2,006
Department of Agriculture	14,686	735	15,421
Department of Environmental Protection	496,089	32,871	528,960
Connecticut Historical Commission	4,249	2,050	6,299
Department of Economic and Community Development	6,977	1,038	8,015
Connecticut Innovations Incorporated	183	503	686
Connecticut Agricultural Experiment Station	9,237	12,829	22,066
Department of Public Health	-	16,049	16,049
Office of Health Care Access	-	278	278
Office of the Medical Examiner	6,805	1,556	8,361
Department of Mental Retardation	213,690	16,396	230,086
Department of Mental Health and Addiction Services	170,632	13,537	184,169
Psychiatric Security Review Board	-	39	39
Department of Transportation	1,293,624	620,614	1,914,238
Department of Social Services	-	18,642	18,642
Soldiers, Sailors and Marines Fund	-	91	91
Department of Education	434,637	43,252	477,889
State Board of Education and Services for the Blind	-	9,856	9,856
Commission on the Deaf and Hearing Impaired	-	90	90
State Library	3,124	354,251	357,375
Department of Higher Education	-	360	360
University of Connecticut	2,240,038	719,780	2,959,818
Charter Oak College	1,895	1,004	2,899
Teachers Retirement Board	-	1,397	1,397
Regional Community-Technical Colleges	230,830	79,566	310,396
State University	851,185	164,628	1,015,813
Department of Correction	945,841	63,768	1,009,609
Department of Children and Families	114,050	13,755	127,805
Judicial Department	424,860	70,499	495,359
Probate Court Administration	923	891	1,814
Public Defender Services Commission	-	2,178	2,178
Judicial Review Council	-	14	14
Totals	\$ 9,045,936	\$ 2,707,861	\$ 11,753,798

STATE OF CONNECTICUT
OFFICE OF THE STATE COMPTROLLER ORGANIZATION

Nancy Wyman
State Comptroller

Mark E. Ojakian
Deputy Comptroller

ACCOUNTS PAYABLE DIVISION
Mark Aronowitz
Director

RETIREMENT & BENEFIT SERVICES DIVISION
Thomas Woodruff
Director

INFORMATION TECHNOLOGY DIVISION
James Shumway
Director

MANAGEMENT POLICY SERVICES DIVISION
Brenda Halpin
Director

PAYROLL SERVICES DIVISION
Gary Reardon
Director

BUDGET & FINANCIAL ANALYSIS DIVISION
John Clark
Director

Accounting Services
Doris Przygocki - Assistant Director
Gerardo Villa - Assistant Director
Richard Depaolis - Manager
Sylvia R. Caraballo

Christopher Bacon
Julie Wilson
Richard Haley
Lucky Sagay
Joann Lacaria

Nancy Walsh
Carmen Cotto
Yvette Jenkins
Anthony Torcia
Uma Prasad

