


State of Connecticut



Office of the State Comptroller

Budgetary/Statutory Basis (GAAP Based Budgeting) Annual Report

**For the Fiscal Year Ended June 30, 2023
Sean Scanlon, State Comptroller**

ACCOUNTING BASIS OF THE REPORT

This report has been prepared on the accounting basis described on page 3.

Revenues are recognized when received except, in the General, Transportation and Other Funds for certain accrued taxes and Indian gaming payments which are recognized when earned. The amount of accrued taxes and Indian gaming payments recorded at June 30, 2023, and June 30, 2022 are as follows:

	Fiscal Year Ended June 30, (In Thousands)	
	<u>2023</u>	<u>2022</u>
<u>General Fund</u>		
Taxes:		
Personal Income - Withholding	\$ 704,502	\$ 750,736
Personal Income - Estimates and Finals	34,999	52,412
Sales and Use	402,356	392,586
Corporation	49,581	36,345
Pass-through Entity Tax	24,317	26,786
Public Service Corporations	37,701	62,260
Alcoholic Beverages	6,867	7,758
Cigarettes	18,864	21,883
Real Estate Conveyance	33,824	49,399
Health Provider	223,794	230,199
Rents, Fines and Escheats	14,350	11,624
Indian Gaming Payments	<u>22,976</u>	<u>20,434</u>
Total General Fund	<u>1,574,131</u>	<u>1,662,422</u>
<u>Transportation Fund</u>		
Sales and Use	155,911	125,340
Petroleum Companies	93,125	111,471
Gasoline	29,560	7
Special Motor Fuel	12,021	10,231
Motor Carrier Road	<u>-</u>	<u>178</u>
Total Transportation Fund	<u>290,617</u>	<u>247,227</u>
<u>Grant Funds</u>		
Sales and Use	78,703	77,517
Petroleum Companies	<u>1,515</u>	<u>6,367</u>
Total Grant Funds	<u>80,218</u>	<u>83,884</u>
<u>Tourism Fund</u>		
Sales and Use	<u>2,636</u>	<u>2,708</u>
Total Tourism Fund	<u>2,636</u>	<u>2,708</u>
Totals	<u><u>\$ 1,947,602</u></u>	<u><u>\$ 1,996,241</u></u>



State of Connecticut

Public Document No. 1

REPORT OF THE

State Comptroller

TO THE

Governor

For the Fiscal Year Ended June 30, 2023

HARTFORD

PUBLISHED BY THE STATE

TABLE OF CONTENTS

Accounting Basis of the Report.....	Inside Front Cover
GAAP Based Budgeting	3
Letter of Transmittal.....	5
Independent Auditors' Report.....	9
Current Audit Recommendations.....	13

Exhibits and Schedules

All Funds.....	18
General Fund.....	24
Special Revenue Funds (Includes Transportation Fund and Grant Funds).....	35
Debt Service Funds.....	66
Capital Projects Funds.....	70
Internal Service Funds.....	80
Enterprise Funds.....	84
Fiduciary Funds.....	88
Sundry.....	94
Office of the State Comptroller Organization Chart.....	99

SEAN SCANLON
STATE COMPTRROLLER



TARA DOWNES
DEPUTY COMPTRROLLER



STATE OF CONNECTICUT
OFFICE *of the* STATE COMPTRROLLER
165 Capitol Ave.
Hartford, CT 06106

This statutory based report was prepared in accordance with the accounting standards that were applied in the budget act and the related legislation. Commencing in Fiscal Year 2014, appropriations were made to each budgeted state agency and to a non-functional spending group in order to account for expense accruals. Beginning in FY 2016, based on changes enacted in the biennial budget (Public Act 15-244) the GAAP expense accrual appropriations were consolidated into a single appropriation at the fund-level for the General Fund, Transportation Fund and all other budgeted special revenue funds. The accruals relate to payments that were made after the close of the fiscal year on June 30th but are directly related to obligations incurred within that fiscal year. The expense accruals are reported using the Generally Accepted Accounting Principles (GAAP) approach that is employed in preparing the state's Annual Comprehensive Financial Report (ACFR).

Specifically, goods and services that are received during the fiscal year and are paid through the Core-CT system within 60 days of the close of the fiscal year are charged to the closed fiscal year. This same approach is used for payroll expenses and the associated fringe benefit costs to ensure that the cumulative days worked in a closed fiscal year are charged to the closed year. Certain agencies process special payments outside of the statewide Core-CT system. The Department of Social Services processes Medicaid payments through an agency based system and reports accrued amounts to the Comptroller's Office manually. The Department's Medicaid accruals have historically had a material impact on total state expenses. Therefore, although the payments are not processed through Core-CT, the accruals are included in the budget and are part of this report. Other payments that are made outside the Core-CT system in the budgeted funds do not have a significant impact on the overall fiscal results and are therefore not included in the financial statements.

Revenues within this report are recognized when received except in the General and Transportation Fund. Certain accrued taxes and Indian Gaming Payments within these funds are recognized within a statutory accrual period that is accepted by the Comptroller.

As used in this report, the GAAP budgetary basis refers to the reporting method described above. The policy objective of GAAP budgeting was to eliminate or to mitigate the growth in the GAAP deficit reported in the state's ACFR, and in future years to eliminate the total deficit. The GAAP deficit reported in the ACFR is the total fund balance that has not been restricted, committed, or otherwise assigned to a specific purpose. That balance is negative. The growth in the GAAP deficit over time is largely attributable to the growth in spending accruals within the budgeted funds.

SEAN SCANLON
STATE COMPTROLLER



TARA DOWNES
DEPUTY COMPTROLLER



STATE OF CONNECTICUT
OFFICE *of the* STATE COMPTROLLER
165 Capitol Ave.
Hartford, CT 06106

December 29, 2023

The Honorable Ned Lamont
Governor of the State of Connecticut
State Capitol
Hartford, Connecticut

Dear Governor Lamont:

I write to provide you with the legal financial statements for Fiscal Year (FY) 2023. These statements have been prepared in accordance with statutory provisions designed to incorporate designated expenditure accruals of Generally Accepted Accounting Principles (GAAP) into the budget process.

The General Fund ended Fiscal Year 2023 with a surplus of \$555,274,877. In a typical year, once the audit is completed, the surplus would be transferred to the Budget Reserve Fund (BRF). However, the balance in the BRF has reached the statutory limit of 15% of current year net General Fund appropriations. Therefore, a separate provision of the Connecticut General Statutes (CGS) will apply as described below. The Transportation Fund had an operating surplus of \$281,385,461, which left a positive fund balance of \$679,146,329 at the close of Fiscal Year 2023.

In FY 2023, for the sixth consecutive year, significant progress was made toward building the balance of the BRF. This was primarily due to the revenue volatility cap, first implemented in FY 2018. This statutory provision requires revenues above a certain threshold to be transferred to the BRF. For FY 2023, the cap was just over \$3.6 billion for estimated and final income tax payments and revenue from the Pass-through Entity tax. At year-end, a volatility transfer of \$1.3 billion was made to the BRF.

Prior to the close of FY 2023, the balance of the BRF was just over \$3.3 billion. Adding the \$1.3 billion volatility transfer brought the BRF total to just over \$4.6 billion, or 21% of net General Fund appropriations for FY 2023. As a result, the BRF balance exceeded the 15% statutory cap and, in accordance with CGS Section 4-30a (c)(1)(A), no further transfers will be made to the BRF. Instead, the State Treasurer must transfer the remaining General Fund surplus, as he determines to be in the State's best interest, as follows:

1. First to reduce the State Employees Retirement Fund's (SERF) unfunded liability by up to 5%;
2. Second to reduce the Teachers' Retirement Fund's (TRS) unfunded liability by up to 5%; and
3. Third to make additional payments towards the SERF.

In September the State Treasurer elected to transfer \$1.05 billion to SERF to reduce unfunded pension liability, with the remaining \$272.8 million going to TRS.

Achieving and surpassing the 15% threshold represents an important benchmark for Connecticut. Due to fiscal discipline and hard work, our state is in a much stronger position to provide critical services to those in need and to weather the public health and fiscal crisis brought on by the COVID-19 pandemic. According to the plan's actuaries, through these actions Connecticut will save taxpayers \$11.5 billion over the coming decades.

General Fund

The FY 2023 budget plan as initially formulated included a built-in General Fund surplus of \$299 million. Surplus estimates improved from the original budget plan due to a combination of stronger than expected revenue growth and lower than anticipated spending. In June, surplus projections that had grown to nearly \$1.6 billion were reduced due to Public Act. No. 23-204, the FY 2024 budget bill. Certain provisions affected FY 2023 including: (1) eliminating the use of Federal American Rescue Plan Act funds for General Fund revenue replacement; (2) increased debt service expenditures due to cancellation of the GAAP financing bonds issued in 2013; and (3) using FY 2023 lapsing funds to support spending in FY 2024 and FY 2025.

General Fund expenditures totaled \$22.2 billion in FY 2023. This represented an increase of \$1.5 billion, or 7.5% above FY 2022 spending levels. Several appropriations saw large spending increases that accounted for much of the growth in FY 2023. Medicaid, the single largest line item in the General Fund, had expenditures come in below the initial FY 2023 budget target. Despite this, Medicaid still experienced expenditure growth of \$377.8 million or 148% over FY 2022, partly due to the end of pandemic-related enhanced Federal reimbursements.

Contributions for Teachers' Retirement and the unfunded liability portion of the State Employee Retirement System (SERS) grew by \$134.4 million and \$92.6 million, respectively, as the state continued to fulfill its responsibility to fully fund its pension funds. Debt service payments increased in FY 2023 by a combined \$71.8 million for General Obligation and UConn related bonds, primarily due to new debt issuance. In addition, payments toward Pension Obligation Bonds (POBs) for Teachers' retirement, first issued in FY 2008, grew by \$103.6 million over FY 2022 levels. The debt service schedule for the POBs was backloaded based on the original design of the program, so this increase was anticipated. Finally, two new line items for the Connecticut Premium Pay Program, \$110.4 million, and Early Child Care Provider Stabilization Program, \$69.9 million, added to higher expenditure levels in FY 2023 as the state continued its response to the effects of the Coronavirus pandemic.

General Fund salaries (all line items) grew by a nominal 11.4% in FY 2023 due to hiring, negotiated bargaining unit payments and increases, and an additional 27th payroll that fell within FY 2023 due to the timing of the payroll calendar. However, the State's GAAP-Based Budgeting methodology first implemented in FY 2014, spread the impact over ten years, accounting for one additional day of payroll in each fiscal year. As a result, after accounting for the impact of the 27th payroll, real salary growth was approximately 5% in FY 2023. The full FY 2023 General Fund statement of appropriations and expenditures by line is presented in Schedule B-3.

General Fund revenues totaled \$22.8 billion, which represented an increase of \$832 million, or 3.8% above FY 2022 levels. Consistent with job and wage growth throughout the year, the withholding portion of the Personal Income Tax performed well, coming in above its budget target and growing by \$430.9 million or 5.5% over the prior year. The tax category with the largest decrease between FY 2022 and FY 2023 was the estimated and finals portion of the Personal Income Tax, which came in below the budget plan and declined by over (\$1.3) billion or 31.5% from the prior year. This result was primarily due to the poor

performance of the stock market, with all three major indices experiencing significant losses in calendar 2022. For the other major tax categories, both Sales and Use as well as Corporation tax grew by \$126.7 million and \$115.4, respectively, compared with the prior year. However, Pass-Through Entity Tax decreased (\$259.5) million compared to FY 2022, despite coming in slightly above its budget target for FY 2023. The complete statement of estimated and realized revenue for FY 2023 is presented in Schedule B-2.

Special Transportation Fund

Special Transportation Fund (STF) spending totaled \$1.9 billion in FY 2023, growing by \$138.6 million or 8.0% compared to FY 2022. The largest category of increase was debt service, which grew by \$67.1 million or 9.0% above FY 2022 levels. This was primarily due to new bond issuance in recent years to support greater investments in Connecticut's transportation infrastructure. Growth in the STF's program-related expenditures was largely due to the expiration of temporary Federal pandemic assistance. This included increases of \$49.0 million in pay-as-you-go transportation projects, \$19.2 million in Bus Operations, and \$16.6 million in Rail Operations. Salaries in the STF (all line items) grew by \$14.3 million or a nominal 5.8% in FY 2023. However, once the impact of the 27th payroll is factored in, actual growth was essentially flat compared to FY 2022.

Overall, spending growth in the STF was mitigated by the net change in GAAP-based budget accruals, which reduced spending by \$35.8 million in FY 2023. These accounting adjustments are designed to assign expenditures to the fiscal year in which they were incurred despite being paid out in a different year. Based on the payroll calendar and the timing of the 27th payroll, more salary and fringe benefit expenditures were accrued back into FY 2022 from FY 2023 than into FY 2023 from FY 2024. These GAAP-budget related savings were incorporated in the state budget plan but turned out to be larger than expected for FY 2023, further reducing STF expenditures.

Transportation Fund revenue totaled \$2.1 billion, which was \$22.5 million or 1.1% below the budget plan for FY 2023. Motor Fuels Tax receipts came in \$82.4 million below target, which was largely the result of the gas tax holiday extension enacted through Public Act No. 22-1 during the November Special Session. This Act extended the suspension of the 25 cent-per-gallon excise tax on gasoline by one month, followed by a five-month phase-in to restore the tax to its previous level. Compared with FY 2022 realized revenue, Motor Fuels decreased (\$127.8) million or 32.8%. Positive performance by the Sales and Use Tax, \$43.5 million, versus the budget plan helped offset these losses. In addition, largely due to interest rate increases, interest income grew significantly in FY 2023, coming in \$68.5 million above its budget target. The complete statement of Transportation Fund estimated and realized revenue for FY 2023 is presented in Schedule C-2.

Economic Outlook

Connecticut's budget results are ultimately dependent upon the performance of the national and state economies. FY 2023 was characterized by a steady series of Federal Reserve interest rate hikes aimed at taming inflation, with no resulting let up of the strong labor market. The tight housing market continued into FY 2023, with sales down due to a lack of inventory but home prices continuing to rise.

Connecticut's unemployment rate remained at or below 4.0% throughout the fiscal year, ending at 3.7%. In June of 2023, there were 90,000 jobs open with only 70,100 people actively looking for jobs. Over the course of the fiscal year the state added 20,400 nonfarm jobs, and by June the state recovered 96.4% of the

292,400 jobs lost in March and April of 2020. Three industry sectors gained jobs above pre-pandemic levels: construction; professional and business services, and trade; transportation, and utilities. Overall, eight industry sectors experienced annual growth and two declined year-over-year. Leisure and hospitality, the industry most affected by the pandemic, had the greatest net change in employment.

On a national level, over the course of FY 2023, the U.S. added 3.3 million jobs. The nation recovered 100% of the 22 million jobs lost in March and April of 2020 by the end of the prior fiscal year. This trend continued into FY 2023 with the U.S. unemployment rate and total number of unemployed persons remaining low at 3.6% and 6 million, respectively. All industry sectors grew over FY 2022 levels, and Inflation rose steeply in FY 2022, reaching highs last seen during the 1980s. The consumer price index notable job gains occurred in leisure and hospitality, professional and business services, and trade, transportation, and utilities.

In March of 2022, the Federal Reserve began a string of ten consecutive interest rate hikes to try to ease inflation. The fiscal year ended with the federal funds target rate at 5-5.25%, the highest level since 2007. While leading to costlier mortgages, credit cards, and other loans, these rate increases did have the desired effect of bringing down inflation, with the consumer price index ending FY 2023 at 3.0%.

The S&P 500 Index ended 2022 at 3,929, a decline of 19.44% for the calendar year, just narrowly avoiding a bear market. However, the stock market rallied in the first half of the calendar 2023 erasing most of its losses, as concerns eased that the Federal Reserve would go too far in raising interest rates and tip the economy into recession.

FY 2023 saw the continued boom of the housing market both nationally and in Connecticut despite increasing interest rates. A trend persisted of low inventory and high prices reducing the total number of sales. Over the fiscal year in Connecticut, sales of all property types decreased 26.9%, according to Berkshire Hathaway Home Services while the median sales price increased over 8%. Average days on the market were 28 days. At the same time, the average sales price of properties sold in Connecticut was above the list price.

All quarters of FY 2023 saw growth in Gross Domestic Products (GDP). Connecticut generally followed national GDP trends but saw lower levels of growth, rising 2.5% in the third quarter, 0.1% in the fourth quarter of 2022, and 0.3% in the first quarter of 2023.

My office also issues an Annual Comprehensive Financial Report (ACFR) as an accounting supplement to the budgetary report. This annual report includes financial statements for all state funds and component units prepared in accordance with Generally Accepted Accounting Principles (GAAP). From a balance sheet perspective, the GAAP unassigned fund balance in the General Fund was a negative (\$771.5) million as of June 30, 2022. My office will report the new unassigned fund balance figure for Fiscal Year 2023 no later than February 2024 in accordance with U.S. Securities and Exchange Commission (SEC) requirements.

If you have any questions on this report, please do not hesitate to contact me.

Sincerely,



Sean Scanlon
State Comptroller

STATE OF CONNECTICUT



AUDITORS OF PUBLIC ACCOUNTS

JOHN C. GERAGOSIAN

STATE CAPITOL
210 CAPITOL AVENUE
HARTFORD, CONNECTICUT 06106-1559

CLARK J. CHAPIN

INDEPENDENT AUDITORS' REPORT

Governor Ned Lamont
Members of the General Assembly

Report on the Audit of the Financial Statements

Adverse and Unmodified Opinions

We have audited the accompanying combined civil list financial statements of the State of Connecticut – statutory basis as of and for the fiscal year ended June 30, 2023, as listed in the table of contents of the *Annual Report of the State Comptroller*.

Adverse Opinion on U.S. Generally Accepted Accounting Principles

In our opinion, because of the significance of the matter discussed in the Basis for Adverse and Unmodified Opinions section of our report, the financial statements referred to above do not present fairly the financial position of the State of Connecticut, as of June 30, 2023, or the changes in financial position or, where applicable, cash flows thereof for the fiscal year then ended in accordance with accounting principles generally accepted in the United States of America.

Unmodified Opinion on Statutory Basis of Accounting

In our opinion, based on our audit and the reports of other auditors, the financial statements referred to above present fairly, in all material respects, the statutory basis financial position of all funds accounted for by the Office of the State Comptroller of the State of Connecticut as of June 30, 2023, and the statutory basis cash transactions of such funds for the fiscal year then ended in accordance with the statutory basis of accounting described on page 3 of the *Annual Report of the State Comptroller*.

We did not audit the financial statements of the following funds:

- Special Transportation Fund, which represents 8.18% of the assets and 4.64% of the revenues of the Special Revenue Funds
- Transportation Special Tax Obligations Fund, which represents 92.01% of the assets and 92.00% of the revenues of the Debt Service Funds

Those statements were audited by other auditors, whose reports have been furnished to us, and our opinions, insofar as they relate to the amounts included for the funds listed above, are based solely on the reports of the other auditors.

Basis for Adverse and Unmodified Opinions

We conducted our audit in accordance with auditing standards generally accepted in the United States of America and the standards applicable to financial audits contained in *Government Auditing Standards*, issued by the Comptroller General of the United States. Our responsibilities under those standards are further described in the Auditors' Responsibilities for the Audit of the Financial Statements section of our report. We are required to be independent of the State of Connecticut and to meet our other ethical responsibilities, in accordance with the relevant ethical requirements relating to our audit. We believe that the audit evidence we have obtained is sufficient and appropriate to provide a basis for our audit opinions.

Matter Giving Rise to the Adverse Opinion on U.S. Generally Accepted Accounting Principles

To meet the financial and budgetary reporting requirements of the State of Connecticut, the combined civil list financial statements are prepared by the State Comptroller using accounting practices described on page 3 of the *Annual Report of the State Comptroller*. These practices follow the financial reporting provisions of Sections 3-115, 3-115b and Sections 3-114b through 3-114r of the Connecticut General Statutes, which is a basis of accounting other than accounting principles generally accepted in the United States of America. The effects on the financial statements of the variances between the statutory basis of accounting described on page 3 of the *Annual Report of the State Comptroller* and accounting principles generally accepted in the United States of America, although not reasonably determinable, are presumed to be material. In addition, management has not presented government-wide financial statements to display the financial position and changes in financial position of its governmental activities, business-type activities, and discretely presented component units. Management has also not provided the required notes to the financial statements, a management discussion and analysis, information on depreciation expense, and disclosure of all types of debt and infrastructure assets on the financial statements. All of which has been determined as necessary by accounting principles generally accepted in the United States of America.

Emphasis of Matter- Basis of Accounting

As discussed on page 3 of the *Annual Report of the State Comptroller*, commencing in fiscal year 2014, the State of Connecticut changed from a modified cash basis of accounting to a statutory basis of accounting for the General Fund, the Transportation Fund, and all other budgeted special revenue funds. This change, which was provided for in Section 3-115b of the Connecticut General Statutes, requires the State Comptroller to recognize in the financial statements certain expenditure accruals for those civil list funds that receive budgeted appropriations from the Connecticut General Assembly.

Responsibilities of Management for the Financial Statements

Management is responsible for the preparation and fair presentation of the financial statements in accordance with the financial reporting provisions of Sections 3-115, 3-115b and Sections 3-114b through 3-114r of the Connecticut General Statutes, as described on page 3 of the *Annual Report of the State Comptroller*, in order to meet the financial and budgetary reporting requirements of the State of Connecticut. Management is also responsible for the design, implementation, and maintenance of internal control relevant to the preparation and fair presentation of financial statements that are free from material misstatement, whether due to fraud or error.

In preparing the financial statements, management is required to evaluate whether there are conditions or events, considered in the aggregate, that raise substantial doubt about the State of Connecticut's ability to continue as a going concern for twelve months beyond the financial statement date, including any currently known information that may raise substantial doubt shortly thereafter.

Auditors' Responsibilities for the Audit of the Financial Statements

Our objectives are to obtain reasonable assurance about whether the financial statements as a whole are free from material misstatement, whether due to fraud or error, and to issue an auditors' report that includes our opinions. Reasonable assurance is a high level of assurance but is not absolute assurance and therefore is not a guarantee that an audit conducted in accordance with generally accepted auditing standards and *Government Auditing Standards* will always detect a material misstatement when it exists. The risk of not detecting a material misstatement resulting from fraud is higher than for one resulting from error, as fraud may involve collusion, forgery, intentional omissions, misrepresentations, or the override of internal control. Misstatements are considered material if there is a substantial likelihood that, individually or in the aggregate, they would influence the judgment made by a reasonable user based on the financial statements.

In performing an audit in accordance with generally accepted auditing standards and *Government Auditing Standards*, we:

- Exercise professional judgment and maintain professional skepticism throughout the audit.
- Identify and assess the risks of material misstatement of the financial statements, whether due to fraud or error, and design and perform audit procedures responsive to those risks. Such procedures include examining, on a test basis, evidence regarding the amounts and disclosures in the financial statements.
- Obtain an understanding of internal control relevant to the audit in order to design audit procedures that are appropriate in the circumstances, but not for the purpose of expressing an opinion on the effectiveness of the State of Connecticut's internal control. Accordingly, no such opinion is expressed.
- Evaluate the appropriateness of accounting policies used and the reasonableness of significant accounting estimates made by management, as well as evaluate the overall presentation of the financial statements.
- Conclude whether, in our judgment, there are conditions or events, considered in the aggregate, that raise substantial doubt about the State of Connecticut's ability to continue as a going concern for a reasonable period of time.

We are required to communicate with those charged with governance regarding, among other matters, the planned scope and timing of the audit, significant audit findings, and certain internal control-related matters that we identified during the audit.

Other Information

Management is responsible for the other information included in the *Annual Report of the State Comptroller*. The other information comprises the letter of transmittal and the sundry section, but does not include the combined civil list financial statements and our auditors' report thereon. Our opinions on the combined civil list financial statements do not cover the other information, and we do not express an opinion or any form of assurance thereon.


In connection with our audit of the combined civil list financial statements, our responsibility is to read the other information and consider whether a material inconsistency exists between the other information and the combined civil list financial statements, or the other information otherwise appears to be materially misstated. If, based on the work performed, we conclude that an uncorrected material misstatement of the other information exists, we are required to describe it in our report.

Other Reporting Required by *Government Auditing Standards*

In accordance with *Government Auditing Standards*, we have also issued our report dated December 29, 2023, on our consideration of the State of Connecticut's internal control over financial reporting and on our tests of its compliance with certain provisions of laws, regulations, contracts, and grant agreements and other matters. The purpose of that report is solely to describe the scope of our testing of internal control over financial reporting and compliance and the results of that testing, and not to provide an opinion on the effectiveness of the State of Connecticut's internal control over financial reporting or on compliance. That report is an integral part of an audit performed in accordance with *Government Auditing Standards* in considering the State of Connecticut's internal control over financial reporting and compliance.



John C. Geragosian
State Auditor



Clark J. Chapin
State Auditor

December 29, 2023
State Capitol
Hartford, Connecticut

STATE OF CONNECTICUT



AUDITORS OF PUBLIC ACCOUNTS

JOHN C. GERAGOSIAN

STATE CAPITOL
210 CAPITOL AVENUE
HARTFORD, CONNECTICUT 06106-1559

CLARK J. CHAPIN

INDEPENDENT AUDITORS' REPORT ON INTERNAL CONTROL OVER FINANCIAL REPORTING AND ON COMPLIANCE AND OTHER MATTERS BASED ON AN AUDIT OF FINANCIAL STATEMENTS PERFORMED IN ACCORDANCE WITH *GOVERNMENT AUDITING STANDARDS*

Governor Ned Lamont
Members of the General Assembly:

We have audited, in accordance with auditing standards generally accepted in the United States of America and the standards applicable to financial audits contained in *Government Auditing Standards*, issued by the Comptroller General of the United States, the financial statements of the State of Connecticut as presented in the *Annual Report of the State Comptroller*, as of and for the fiscal year ended June 30, 2023 and have issued our report thereon dated December 29, 2023.

Report on Internal Control Over Financial Reporting

In planning and performing our audit of the financial statements, we considered the State of Connecticut's internal control over financial reporting (internal control) as a basis for designing audit procedures that are appropriate in the circumstances for the purpose of expressing our opinions on the financial statements, but not for the purpose of expressing an opinion on the effectiveness of the State of Connecticut's internal control. Accordingly, we do not express an opinion on the effectiveness of the State of Connecticut's internal control.

A *deficiency in internal control* exists when the design or operation of a control does not allow management or employees, in the normal course of performing their assigned functions, to prevent, or detect and correct, misstatements on a timely basis. A *material weakness* is a deficiency, or a combination of deficiencies, in internal control, such that there is a reasonable possibility that a material misstatement of the entity's financial statements will not be prevented, or detected and corrected, on a timely basis. A *significant deficiency* is a deficiency, or a combination of deficiencies, in internal control that is less severe than a material weakness, yet important enough to merit attention by those charged with governance.

Our consideration of internal control was for the limited purpose described in the first paragraph of this section and was not designed to identify all deficiencies in internal control that might be material weaknesses or significant deficiencies and therefore, material weaknesses or significant deficiencies may exist that were not identified. We identified certain deficiencies in internal control, described in the accompanying State Auditors' Findings and Recommendations, that we consider to be a material weakness.

Report Compliance and Other Matters

As part of obtaining reasonable assurance about whether the State of Connecticut's financial statements as presented in the *Annual Report of the State Comptroller* are free from material misstatement, we performed tests of its compliance with certain provisions of laws, regulations, contracts, and grant agreements, noncompliance with which could have a direct and material effect on the financial

statements. However, providing an opinion on compliance with those provisions was not an objective of our audit, and accordingly, we do not express such an opinion. The results of our tests disclosed no instances of noncompliance or other matters that are required to be reported under *Government Auditing Standards*.

Office of the State Comptroller's Response to Findings


Government Auditing Standards requires the auditor to perform limited procedures on the Office of the State Comptroller's response to the findings identified in our audit and described in the accompanying State Auditors' Findings and Recommendations. The Office of the State Comptroller's response was not subjected to the other auditing procedures applied in the audit of the financial statements and, accordingly, we express no opinion on the response.

Purpose of this Report

The purpose of this report is solely to describe the scope of our testing of internal control and compliance and the results of that testing, and not to provide an opinion on the effectiveness of the State of Connecticut's internal control or on compliance. This report is an integral part of an audit performed in accordance with *Government Auditing Standards* in considering the State of Connecticut's internal control and compliance. This report is intended solely for the information and use of the Governor, the State Comptroller, and the Appropriations Committee of the General Assembly and is not intended to be and should not be used by anyone other than these specified parties. However, this report is a matter of public record, and its distribution is not limited.



John C. Geragosian
State Auditor



Clark J. Chapin
State Auditor

December 29, 2023
State Capitol
Hartford, Connecticut

STATE AUDITORS' FINDINGS AND RECOMMENDATIONS

Our examination of the records of the Office of the State Comptroller (OSC) disclosed the following recommendation, which has been repeated from the previous audit:

Finding 1

Internal Controls over Financial Reporting

Criteria

Sound internal controls require the Office of the State Comptroller (OSC) to have procedures to assist its staff with the timely compilation of the annual budgetary report and verify the accuracy of financial schedule balances.

OSC management personnel should review posted journal entries to ensure that they are accurate and complete.

Condition

The OSC financial reporting team could not provide the budgetary schedules for the fiscal year ended on June 30, 2023, within the agreed-upon audit deadline. In addition, we identified the following material misstatements that OSC subsequently corrected because of our audit.

1. The enterprise funds balance sheet contained errors affecting the accuracy of the loan receivable reserve and fund balances. OSC understated loans receivables of various Clean Water and Drinking Water funds by \$69,150,553. OSC understated the appropriations for various enterprise funds by \$689,463,051.
2. The special revenue funds statement of cash receipts and disbursements included misstatements for the Federal and Other Restricted Accounts Fund. OSC overstated receipts and expenditures by \$339,179,413 and \$352,751,332, respectively.
3. The fiduciary funds balance sheet contained \$175,614,844,972 in misstatements impacting liabilities, reserves, and fund balances. OSC misstated the fiduciary funds statement of cash receipts and disbursements by \$3,950,808,887.
4. We noted the following journal entry errors. OSC understated federal grant receipts by \$545,467,746 when it recorded \$272,738,373 in receipts as expenditures in the Unemployment Compensation Fund. OSC also coded

\$46,850,000 in expenditures to the wrong accounts.

Context

The state reported the following amounts as of or for the fiscal year ended June 30, 2023:

1. Enterprise Fund assets of \$2,392,628,104;
2. Special Revenue Fund receipts of \$27,292,462,892;
3. Fiduciary fund liabilities, reserves, and fund balances of \$69,264,617,747; and
4. Unemployment Compensation Fund receipts of \$623,393,635 from the United States Treasury.

Effect

There is an increased risk that the financial statements could be inaccurate if material errors are not detected and corrected. OSC staff may not be able to produce financial schedules on time.

Cause

The Office of the State Comptroller experienced staffing shortages and the loss of fiscal experience due to retirements and turnover of its senior employees. OSC lacked written procedures to provide new employees with an understanding of the steps to compile and verify financial schedules. Data entry errors also caused some of the misstatements.

Prior Audit Finding

This finding has been previously reported in the last audit covering the fiscal year ended June 30, 2022.

Recommendation

The Office of the State Comptroller should implement internal control procedures to ensure that journal entries and financial statements are accurate and complete. OSC should also adopt written procedures to assist with proper training of new employees to ensure that they promptly compile and verify financial schedules.

Agency Response

“The OSC partially agrees with the recommendation. The OSC agrees with the auditors’ observations on the errors and completion schedule, and has identified that this was due to several new staff performing this function for the first time, as well as the departure of key personnel during the preparation of the financial statements. The OSC continues to address these issues with training on the procedures in place, and hiring experienced personnel to key roles to improve this process going forward.

The OSC has various written procedures in place to help assist with staff training. In addition, it will continue to build out these procedures to avoid the loss of knowledge due to staff retirement or other causes, as recommended by the auditors.”

STATUS OF PRIOR AUDIT RECOMMENDATIONS

Our prior Auditors' Report on Internal Control Over Financial Reporting and on Compliance and Other Matters for the financial statements of the State of Connecticut, as presented in the Annual Report of the State Comptroller as of and for the fiscal year ended June 30, 2022, contained one recommendation. This recommendation is being repeated for the fiscal year ended June 30, 2023.

Prior Recommendation	Current Status
The Office of the State Comptroller should implement internal control procedures to provide for the re-checking of the accuracy of computations to ensure that the financial statements are accurate and complete.	REPEATED Modified Form

ALL FUNDS

Statements:

EXHIBIT A Combined Balance Sheet

SCHEDULE A-1 Statement of Cash Receipts and Disbursements

Comments:

All funds accounted for by the Office of the State Comptroller are included in these statements.

The Annual Report of the State Treasurer contains information on certain trust funds which are not included in this report.

**STATE OF CONNECTICUT
COMBINED BALANCE SHEET
JUNE 30, 2023**

	GENERAL FUND	SPECIAL REVENUE FUNDS	DEBT SERVICE FUNDS
Assets			
Cash and Short Term Investments	\$ 577,190,394	\$ 9,369,495,923	\$ 85,165,465
Accrued Taxes and Interest Receivable	1,574,132,677	373,286,946	-
Loans Receivable	3,412,704	1,003,591,373	-
Accounts Receivable			-
Deposits in U.S. Treasury	-	-	-
Cash and Investments with Trustee	-	-	1,298,570,256
Long Term Investments	-		-
Due from Other Funds	-	-	-
Resources Available for Debt Retirement	-	-	-
Resources to be Provided in Future Years	-	-	-
Total Assets	<u>\$ 2,154,735,775</u>	<u>\$ 10,746,374,242</u>	<u>\$ 1,383,735,721</u>
Liabilities, Reserves, Fund Balances, and Surplus			
Liabilities			
Deficiency in Cash and Short Term Investments	\$ -	\$ -	\$ -
Accounts Payable	500,239,680	41,223,889	-
Bonds Outstanding	-	-	-
Due to Other Funds	257,554	-	-
Due to U.S. Treasury	-	-	-
Total Liabilities	<u>500,497,234</u>	<u>41,223,889</u>	<u>-</u>
Reserves, Fund Balances, and Surplus			
Reserve for Petty Cash	1,000,770	-	-
Reserve for Receivables	3,412,704	1,003,591,373	-
Reserve for Benefit Payments	-	-	-
Reserve for Member Contributions	-	-	-
Reserve for Actuarial Deficiency	-	-	-
Transfer to Teachers Retirement Fund	555,274,877	-	-
Reserve to Pay Off Remaining GAAP Bonds	211,700,000	-	-
Appropriations Continued to FY 2023-2024 and Fiscal Year 2024-2025	691,048,495	16,953,665,638	-
Fund Balance/Unappropriated Surplus (Deficit)	191,801,695	(7,252,106,658)	1,383,735,721
Total Reserves, Fund Balances, and Surplus	<u>1,654,238,541</u>	<u>10,705,150,353</u>	<u>1,383,735,721</u>
Total Liabilities, Reserves, Fund Balances, and Surplus	<u>\$ 2,154,735,775</u>	<u>\$ 10,746,374,242</u>	<u>\$ 1,383,735,721</u>

EXHIBIT A

CAPITAL PROJECTS FUNDS	INTERNAL SERVICE FUNDS	FIDUCIARY FUNDS				BONDS OUTSTANDING	TOTALS (MEMORANDUM ONLY)
		ENTERPRISE FUNDS	PENSION & OTHER TRUST FUNDS	CUSTODIAL FUNDS			
\$ 964,392,605	\$ 17,858,290	\$ 146,953,107	\$ 1,520,776,903	\$ 5,525,521	\$ -	\$ 12,687,358,208	
-	-	-	-	-	-	1,947,419,623	
-	-	1,256,607,044	-	-	-	2,263,611,121	
-	-	68,985,032	-	-	-	68,985,032	
-	-	-	117,789,730	-	-	117,789,730	
-	-	694,975,327	398,322,305	-	-	2,391,867,888	
-	-	-	30,848,946,653	-	-	30,848,946,653	
-	-	-	156	-	-	156	
-	-	-	-	-	1,383,735,721	1,383,735,721	
-	-	-	36,378,782,000	-	24,566,230,279	60,945,012,279	
\$ 964,392,605	\$ 17,858,290	\$ 2,167,520,510	\$ 69,264,617,747	\$ 5,525,521	\$ 25,949,966,000	\$ 112,654,726,411	
\$ -	\$ 49,099,707	\$ -	\$ -	\$ -	\$ -	\$ 49,099,707	
-	-	-	-	-	-	541,463,569	
-	-	-	-	-	25,949,966,000	25,949,966,000	
-	-	-	-	-	-	257,554	
-	-	-	16,360	-	-	16,360	
-	49,099,707	-	16,360	-	25,949,966,000	26,540,803,190	
-	-	-	-	-	-	1,000,770	
-	-	1,325,592,076	-	-	-	2,332,596,153	
-	-	-	117,789,730	-	-	117,789,730	
-	-	-	7,466,026,223	-	-	7,466,026,223	
-	-	-	36,378,782,000	-	-	36,378,782,000	
-	-	-	-	-	-	555,274,877	
-	-	-	-	-	-	211,700,000	
10,107,768,436	20,936,291	689,463,051	-	-	-	28,462,881,911	
(9,143,375,831)	(52,177,708)	152,465,383	25,302,003,434	5,525,521	-	10,587,871,557	
964,392,605	(31,241,417)	2,167,520,510	69,264,601,387	5,525,521	-	86,113,923,221	
\$ 964,392,605	\$ 17,858,290	\$ 2,167,520,510	\$ 69,264,617,747	\$ 5,525,521	\$ 25,949,966,000	\$ 112,654,726,411	

**STATE OF CONNECTICUT
 COMBINED STATEMENT OF CASH RECEIPTS AND DISBURSEMENTS
 FISCAL YEAR ENDED JUNE 30, 2023**

	GENERAL FUND	SPECIAL REVENUE FUNDS	DEBT SERVICE FUNDS
Cash and Short Term Investments, July 1, 2022	\$ 1,717,890,863	\$ 11,155,891,827	\$ 81,376,741
Receipts and Transfers:			
Taxes	19,955,895,862	2,061,060,398	-
Other Receipts	3,399,083,019	15,350,018,993	753,267,457
Sale of Long Term Investments	-	-	-
Sale of Bonds (Note 1)	-	575,425,854	73,924,646
Withdrawals from U.S. Treasury	-	-	-
Interfund Transfer	(2,296,778,109)	(1,849,884,179)	30,801,566
Transfer from Quasi State Agencies/Trustee	-	-	-
Totals	<u>22,776,091,635</u>	<u>27,292,512,893</u>	<u>939,370,410</u>
Disbursements:			
Current Expenses, Fixed Charges, and Capital Outlay	22,198,901,240	17,922,966,967	854,204,945
Distributions and Loans	-	-	-
Purchase of Long Term Investments	-	-	-
Deposits in U.S. Treasury	-	-	-
Transfers to Trustee/Trust Fund	-	-	-
Total Disbursements	<u>22,198,901,240</u>	<u>17,922,966,967</u>	<u>854,204,945</u>
Cash and Short Term Investments, June 30, 2023	\$ <u>577,190,395</u>	\$ <u>9,369,545,926</u>	\$ <u>85,165,465</u>

Note 1: Total does not include \$692,935,008 of bond proceeds deposited directly with a trustee or other legally separate organization.

SCHEDULE A-1

CAPITAL PROJECTS FUNDS	INTERNAL SERVICE FUNDS	ENTERPRISE FUNDS	PENSION & OTHER TRUST FUNDS	TOTALS (MEMORANDUM ONLY)
\$ 1,209,011,036	\$ (22,955,562)	\$ 129,509,040	\$ 1,176,058,519	\$ 15,446,782,464
-	-	-	667,419,753	22,684,376,013
130,828	57,176,585	740,947,405	11,048,717,934	31,349,342,221
-	-	-	5,653,589,000	5,653,589,000
1,352,389,492	-	77,035,000	-	2,078,774,992
-	-	-	623,393,635	623,393,635
-	13,043	5,528,582	4,110,319,097	-
-	-	69,112,139	-	69,112,139
<u>2,561,531,356</u>	<u>34,234,066</u>	<u>1,022,132,166</u>	<u>23,279,497,938</u>	<u>77,905,370,464</u>
1,597,138,751	65,475,483	871,690,911	-	43,510,378,297
-	-	-	11,582,666,192	11,582,666,192
-	-	-	9,246,235,000	9,246,235,000
-	-	-	929,819,841	929,819,841
-	-	3,488,148	-	3,488,148
<u>1,597,138,751</u>	<u>65,475,483</u>	<u>875,179,059</u>	<u>21,758,721,033</u>	<u>65,272,587,478</u>
<u>\$ 964,392,605</u>	<u>\$ (31,241,417)</u>	<u>\$ 146,953,107</u>	<u>\$ 1,520,776,905</u>	<u>\$ 12,632,782,986</u>

GENERAL FUND

Statements:

EXHIBIT B	Balance Sheet
SCHEDULE B-1	Statement of Unappropriated Surplus
SCHEDULE B-2	Statement of Estimated and Realized Revenue
SCHEDULE B-3	Statement of Appropriations and Expenditures

Comments:

The General Fund accounts for all receipts and disbursements not specifically included in other funds. The General Fund finances the State's general operations under a budget authorized by the General Assembly in its annual Appropriations Act.

**STATE OF CONNECTICUT GENERAL FUND
BALANCE SHEET
JUNE 30, 2023**

EXHIBIT B

Assets

Cash and Short Term Investments	\$ 577,190,394
Accrued Taxes Receivable	1,574,132,677
Accrued Accounts Receivable	-
Loans Receivable	<u>3,412,704</u>
Total Assets	<u>\$ 2,154,735,775</u>

Liabilities, Reserves, Fund Balance, and Surplus

Liabilities

Deficiency in Cash and Short Term Investments	
Accounts Payable	\$ 500,239,680
Due To Other Funds - Year End Adjustments	<u>257,554</u>
Total Liabilities	<u>500,497,234</u>

Reserves

Petty Cash Funds	1,000,770
Transfer to State Teacher's Retirement Fund	555,274,877
Reserve to Pay Off Remaining GAAP Bonds	211,700,000
Appropriations Continued to Fiscal Year 2023-2024 and Fiscal Year 2024-2025	691,048,495
Reserve for Receivables	<u>3,412,704</u>
Total Reserves	<u>1,462,436,846</u>

Fund Balance Related To Statutory GAAP Budgeting

Amortization GAAP Bonds	123,280,846
GAAP Conversion Bonds	598,500,000
Fund Balance Due to Change in Accounting Method (FY2014)	<u>(529,979,151)</u>
	<u>191,801,695</u>

Unappropriated Surplus (Deficit) - Schedule B-1

	<u>-</u>
Total Liabilities, Reserves, Fund Balance, and Surplus	<u>\$ 2,154,735,775</u>

Note: The negative unassigned fund balance in the General Fund as defined by Public Act 17-51 was \$603,828,154 as of June 30, 2023. Pursuant to PA17-51, Section 6(d), commencing with fiscal year ending June 30, 2018 and for the succeeding ten years, the Secretary of the Office of Policy and Management shall annually publish an amortization schedule to fully reduce the negative unassigned balance by June 30, 2028. The \$123,280,846 represents the amortization payments made in FY 2016 and FY 2020.

**STATE OF CONNECTICUT GENERAL FUND
STATEMENT OF UNAPPROPRIATED SURPLUS
FISCAL YEAR ENDED JUNE 30, 2023**

SCHEDULE B-1

Realized Revenue - Schedule B-2	\$ 22,822,893,588
Expenditures - Schedule B-3	22,198,901,078
Excess (Deficiency) of Revenue over Expenditures	623,992,510
Miscellaneous Adjustments	(230,427)
Prior Year Budgeted Appropriations Continued to Fiscal Year 2022-2023	834,261,289
Budgeted Appropriations Continued to Fiscal Year 2023-2024	(829,259,005)
Budgeted Appropriations Continued to Fiscal Year 2024-2025	<u>(73,489,490)</u>
Operating Surplus (Deficit)	555,274,877
Reserve for Statutory Transfer	<u>(555,274,877)</u> *
Unappropriated Surplus (Deficit), June 30, 2023	\$ <u><u>0</u></u>

*Per Public Act 23-204 Sec 41 (a-b)

**STATE OF CONNECTICUT GENERAL FUND
STATEMENT OF ESTIMATED AND REALIZED REVENUE
FISCAL YEAR ENDED JUNE 30, 2023**

SCHEDULE B-2

	<u>Realized Revenue</u>	<u>Budgeted Revenue</u>	<u>Realized Over (Under) Budgeted</u>
TAXES			
Personal Income - Withholding	\$ 8,317,165,509	\$ 8,184,400,000	\$ 132,765,509
Personal Income - Estimates and Finals	2,906,224,724	3,522,700,000	(616,475,276)
Sales and Use Corporations	4,944,771,608	4,777,600,000	167,171,608
Pass-through Entity Tax	1,516,587,806	1,294,200,000	222,387,806
Public Service Corporations	2,048,068,395	1,957,300,000	90,768,395
Inheritance and Estate	278,205,264	277,000,000	1,205,264
Insurance Companies	218,351,863	150,200,000	68,151,863
Cigarettes and Tobacco	295,686,977	243,100,000	52,586,977
Real Estate Conveyance	290,789,033	308,100,000	(17,310,967)
Alcoholic Beverages	287,187,128	290,400,000	(3,212,872)
Admissions, Dues, and Cabaret	80,241,568	78,000,000	2,241,568
Health Provider	40,676,849	27,200,000	13,476,849
Miscellaneous	900,719,246	973,800,000	(73,080,754)
	<u>(48,724,003)</u>	<u>66,500,000</u>	<u>(115,224,003)</u>
Totals	22,075,951,967	22,150,500,000	(74,548,033)
Less Refunds of Taxes	(1,990,103,588)	(2,095,400,000)	105,296,412
Less R & D Credit Exchange	<u>(6,061,233)</u>	<u>(7,300,000)</u>	<u>1,238,767</u>
Net Taxes	<u>20,079,787,146</u>	<u>20,047,800,000</u>	<u>31,987,146</u>
OTHER REVENUE			
Transfers - Special Revenue	395,601,792	402,200,000	(6,598,208)
Indian Gaming Payments	278,973,664	251,800,000	27,173,664
Licenses, Permits, and Fees	331,211,969	327,500,000	3,711,969
Sales of Commodities and Services	17,880,089	23,900,000	(6,019,911)
Rents, Fines, and Escheats	230,697,985	163,300,000	67,397,985
Investment Income	206,218,069	4,800,000	201,418,069
Miscellaneous	260,885,296	224,900,000	35,985,296
Total Other Revenue	1,721,468,864	1,398,400,000	323,068,864
Less Refunds of Payments	<u>(75,821,450)</u>	<u>(63,800,000)</u>	<u>(12,021,450)</u>
Net Other Revenue	<u>1,645,647,414</u>	<u>1,334,600,000</u>	<u>311,047,414</u>
OTHER SOURCES			
Federal Grants	1,997,837,468	2,059,000,000	(61,162,532)
Transfer from the Tobacco Settlement Fund	112,500,000	122,100,000	(9,600,000)
Transfer to/from the Resources of the General Fund	308,914,679	672,991,000	(364,076,321)
Transfers to BRF - Volatility Adjustment	<u>(1,321,793,119)</u>	<u>(1,847,500,000)</u>	<u>525,706,881</u>
Total Other Sources	<u>1,097,459,028</u>	<u>1,006,591,000</u>	<u>90,868,028</u>
Total Budgeted Revenue	<u>\$ 22,822,893,588</u>	<u>\$ 22,388,991,000</u>	<u>\$ 433,902,588</u>

**STATE OF CONNECTICUT GENERAL FUND
STATEMENT OF APPROPRIATIONS AND EXPENDITURES
FISCAL YEAR ENDED JUNE 30, 2023**

	CONTINUED AND INITIAL	APPROPRIATION	TOTAL		APPROPRIATIONS	CONTINUED TO	CONTINUED TO
	APPROPRIATIONS	ADJUSTMENTS	APPROPRIATIONS	EXPENDITURES	LAPSED	FY 24	FY25
LEGISLATIVE							
LEGISLATIVE MANAGEMENT							
10010 PERSONAL SERVICES	\$ 55,773,549	\$ (30,000)	55,743,549	49,325,777	\$ 6,417,772	-	-
10020 OTHER EXPENSES	17,223,130	175,000	17,398,130	17,187,223	210,907	-	-
10050 EQUIPMENT	1,456,000	(145,000)	1,311,000	596,735	714,265	-	-
12049 FLAG RESTORATION	65,000	-	65,000	227	64,773	-	-
12129 MINOR CAPITAL IMPROVEMENTS	1,800,000	-	1,800,000	1,039,875	760,125	-	-
12210 INTERIM SALARY/CAUCUS OFFICES	536,102	-	536,102	536,102	0	-	-
12249 REDISTRICTING	1,160,699	-	1,160,699	21,676	1,139,023	-	-
12384 CT ACADEMY OF SCIENCE AND ENGINEERING	103,000	-	103,000	103,000	0	-	-
12445 OLD STATE HOUSE	700,000	-	700,000	582,782	117,218	-	-
16057 INTERSTATE CONFERENCE FUND	456,822	-	456,822	411,049	45,773	-	-
16130 NEW ENGLAND BOARD OF HIGHER EDUCATION	196,488	-	196,488	183,750	12,738	-	-
AGENCY TOTAL	79,470,790	-	79,470,790	69,988,196	9,482,594	0	0
AUDITORS OF PUBLIC ACCOUNTS							
10010 PERSONAL SERVICES	13,746,449	(32,000)	13,714,449	13,068,023	646,426	-	-
10020 OTHER EXPENSES	322,143	32,000	354,143	300,662	(196,519)	250,000	-
10050 EQUIPMENT	-	-	-	-	-	0	-
AGENCY TOTAL	14,068,592	-	14,068,592	13,368,685	449,907	250,000	-
COMMISSION ON WOMEN, CHILDREN, SENIORS, EQUITY & OPPORTUNITY							
10010 PERSONAL SERVICES	751,954	15,000	766,954	721,249	45,705	-	-
10020 OTHER EXPENSES	60,000	(15,000)	45,000	34,125	10,875	-	-
AGENCY TOTAL	811,954	-	811,954	755,374	56,580	0	0
TOTAL LEGISLATIVE	94,351,336	-	94,351,336	84,112,255	9,989,081	250,000	0
GENERAL GOVERNMENT							
GOVERNOR'S OFFICE							
10010 PERSONAL SERVICES	3,037,623	278,279	3,315,902	2,532,390	783,512	-	-
10020 OTHER EXPENSES	962,035	-	962,035	87,982	423,976	450,077	-
12635 OFFICE OF WORKFORCE STRATEGY	470,000	44,914	514,914	494,268	20,646	-	-
16026 NEW ENGLAND GOVERNORS' CONFERENCE	70,672	-	70,672	0	70,672	-	-
16035 NATIONAL GOVERNORS' ASSOCIATION	101,270	-	101,270	101,270	-	-	-
AGENCY TOTAL	4,641,600	323,193	4,964,793	3,215,910	1,298,806	450,077	0
SECRETARY OF THE STATE							
10010 PERSONAL SERVICES	3,193,510	184,607	3,378,117	3,169,850	208,267	-	-
10020 OTHER EXPENSES	3,453,561	50,000	3,503,561	3,477,667	25,894	-	-
12302	0	-	0	0	(1,800,000)	1,800,000	-
12480 COMMERCIAL RECORDING DIVISION	4,905,469	574,401	5,479,870	5,447,614	32,256	-	-
AGENCY TOTAL	11,552,540	809,008	12,361,548	12,095,131	(1,533,583)	1,800,000	0
LIEUTENANT GOVERNOR'S OFFICE							
10010 PERSONAL SERVICES	673,176	91,163	764,339	727,894	36,445	-	-
10020 OTHER EXPENSES	46,323	-	46,323	25,454	20,869	-	-
AGENCY TOTAL	719,499	91,163	810,662	753,348	57,314	0	0
ELECTIONS ENFORCEMENT COMMISSION							
12522 ELECTIONS ENFORCEMENT COMMISSION	3,760,814	426,488	4,187,302	3,452,687	734,615	-	-
AGENCY TOTAL	3,760,814	426,488	4,187,302	3,452,687	734,615	0	0
OFFICE OF STATE ETHICS							
12523 OFFICE OF STATE ETHICS	1,729,523	217,885	1,947,408	1,816,433	123,889	7,086	-
AGENCY TOTAL	1,729,523	217,885	1,947,408	1,816,433	123,889	7,086	0
FREEDOM OF INFORMATION COMMISSION							
12524 FREEDOM OF INFORMATION COMMISSION	1,882,420	215,440	2,097,860	1,983,206	101,417	13,237	-
AGENCY TOTAL	1,882,420	215,440	2,097,860	1,983,206	101,417	13,237	0
STATE TREASURER							
10010 PERSONAL SERVICES	3,161,550	394,822	3,556,372	3,476,807	79,565	-	-
10020 OTHER EXPENSES	175,088	1	175,089	123,225	2,534	49,330	-
AGENCY TOTAL	3,336,638	394,823	3,731,461	3,600,032	82,099	49,330	0
STATE COMPTROLLER							
10010 PERSONAL SERVICES	26,200,122	1,802,657	28,002,779	27,194,864	807,915	-	-
10020 OTHER EXPENSES	7,473,297	-	7,473,297	6,807,542	(9,334,245)	5,000,000	5,000,000
AGENCY TOTAL	33,673,419	1,802,657	35,476,076	34,002,406	(8,526,330)	5,000,000	5,000,000
DEPARTMENT OF REVENUE SERVICES							
10010 PERSONAL SERVICES	57,287,758	6,430,075	63,717,833	48,431,719	15,286,114	-	-
10020 OTHER EXPENSES	6,109,418	160,000	6,269,418	5,361,284	908,134	-	-
10050 EQUIPMENT	-	-	-	-	-	-	-
AGENCY TOTAL	63,397,176	6,590,075	69,987,251	53,793,003	16,194,248	0	0
OFFICE OF GOVERNMENTAL ACCOUNTABILITY							
10010 PERSONAL SERVICES	-	-	-	-	-	-	-
10010 PERSONAL SERVICES	400,000	-	400,000	0	400,000	-	-
10020 OTHER EXPENSES	25,098	-	25,098	3,302	21,796	-	-
12028 CHILD FATALITY REVIEW PANEL	112,521	-	145,908	145,908	-	-	-
12525 CONTRACTING STANDARDS BOARD	637,029	33,387	678,787	525,948	152,839	-	-
12526 JUDICIAL REVIEW COUNCIL	138,449	41,758	169,330	169,330	143,028	26,302	-
12527 JUDICIAL SELECTION COMMISSION	94,876	30,881	126,857	106,316	20,541	-	-
12528 OFFICE OF THE CHILD ADVOCATE	742,347	31,981	851,731	834,059	17,672	-	-
12529 OFFICE OF THE VICTIM ADVOCATE	444,902	109,384	519,474	491,777	27,697	-	-
12530 BOARD OF FIREARMS PERMIT EXAMINERS	121,429	74,572	157,551	130,170	27,381	-	-
AGENCY TOTAL	2,716,651	321,963	3,074,736	2,380,508	694,228	0	0

SCHEDULE B-3

	CONTINUED AND INITIAL	APPROPRIATION	TOTAL		APPROPRIATIONS	CONTINUED TO	CONTINUED TO
	APPROPRIATIONS	ADJUSTMENTS	APPROPRIATIONS	EXPENDITURES	LAPSED	FY 24	FY25
OFFICE OF POLICY AND MANAGEMENT							
10010 PERSONAL SERVICES	19,551,186	1,884,350	21,435,536	17,815,947	-	3,619,589	-
10020 OTHER EXPENSES	7,064,568	-	7,064,568	1,756,965	(100,000)	5,407,603	-
12130 LITIGATION SETTLEMENT	2,382,311	-	2,382,311	21,763	-	2,360,548	-
12169 AUTOMATED BUDGET SYSTEM & DATA BASE LINK	20,438	-	20,438	6,394	14,044	-	-
12251 JUSTICE ASSISTANCE GRANTS	790,356	23,589	813,945	786,272	27,673	-	-
12573 PROJECT LONGEVITY	0	25,020,226	25,020,226	0	25,020,226	-	-
16017 TAX RELIEF FOR ELDERLY RENTERS	25,020,226	(24,963,965)	56,261	24,469,300	(24,413,039)	-	-
16066 PRIVATE PROVIDERS	181,932,899	(181,932,899)	-	-	(53,300,000)	53,300,000	-
17004 REIMBURSE TOWNS - TAX LOSS-STATE PROPERTY	54,944,031	(54,944,031)	-	-	-	-	-
17006 REIMBURSE TOWNS - TAX LOSS-PRIV. TAX-EXEMPT PROP.	108,998,308	(108,998,308)	-	-	-	-	-
17011 REIMBURSE PROPERTY TAX - DISABILITY EXEMPTION	364,713	-	364,713	364,713	-	-	-
17016 DISTRESSED MUNICIPALITIES	1,500,000	-	1,500,000	1,500,000	-	-	-
17021 PROPERTY TAX RELIEF ELDERLY FREEZE PROGRAM	10,000	-	10,000	4,000	6,000	-	-
17024 PROPERTY TAX RELIEF FOR VETERANS	2,708,107	-	2,708,107	1,901,434	806,673	-	-
17102 MUNICIPAL REVENUE SHARING	36,819,135	-	36,819,135	36,819,135	-	-	-
17103 MUNICIPAL TRANSITION	132,331,732	-	132,331,732	132,216,113	115,619	-	-
17104 MUNICIPAL STABILIZATION GRANT	37,853,335	-	37,853,335	37,853,333	2	-	-
17105 MUNICIPAL RESTRUCTURING	24,585,000	-	24,585,000	0	-	24,585,000	-
17111 TIERED PILOT	83,092,573	163,942,339	247,034,912	247,034,912	-	-	-
AGENCY TOTAL	719,968,918	(179,968,699)	540,000,219	502,550,281	(51,822,802)	89,272,740	0
DEPARTMENT OF VETERANS' AFFAIRS							
10010 PERSONAL SERVICES	20,913,434	2,233,297	23,146,731	22,239,904	906,827	-	-
10020 OTHER EXPENSES	3,029,113	425,000	3,454,113	3,454,105	8	-	-
12574 SSMF ADMINISTRATION	511,396	35,000	546,396	546,396	-	-	-
12638	500,000	-	500,000	500,000	-	-	-
16045 BURIAL EXPENSES	6,666	-	6,666	6,666	-	-	-
16049 HEADSTONES	307,834	-	307,834	183,175	124,659	-	-
AGENCY TOTAL	25,268,443	2,693,297	27,961,740	26,930,246	1,031,494	0	0
DEPARTMENT OF ADMINISTRATIVE SERVICES							
10010 PERSONAL SERVICES	83,030,444	4,908,911	87,939,355	86,640,005	1,299,350	-	-
10020 OTHER EXPENSES	47,296,816	-	47,296,816	34,696,917	-	12,599,899	-
10050 EQUIPMENT	0	-	-	-	-	-	-
12016 TUITION REIMBURSEMENT- TRAINING AND TRAVEL	821,460	397,000	1,218,460	279,206	(1)	939,255	-
12024 LABOR MANAGEMENT FUND	1,133,465	75,000	1,208,465	1,330	-	1,195,135	-
12115 LOSS CONTROL RISK MANAGEMENT	88,003	-	88,003	70,522	17,481	-	-
12123 EMPLOYEES' REVIEW BOARD	17,611	-	17,611	17,611	-	-	-
12141 SURETY BONDS FOR STATE OFFICIALS AND EMPLOYEES	71,225	-	71,225	71,225	-	-	-
12155 QUALITY OF WORK-LIFE	319,970	(200,000)	119,970	8,400	-	111,570	-
12176 REFUNDS OF COLLECTIONS	20,381	-	20,381	20,378	3	-	-
12179 RENTS AND MOVING	4,610,985	-	4,610,985	3,265,770	1,345,215	-	-
12218 WORKERS' COMPENSATION ADMINISTRATOR	5,000,000	-	5,000,000	4,975,000	25,000	-	-
12284 INSURANCE RECOVERY	0	3,754,564	3,754,564	2,780,343	1	974,220	-
12507 ST INSURANCE AND RISK MANAGEMENT OPERATIONS	16,197,588	2,500,000	18,697,588	17,391,566	-	1,306,022	-
12511 IT SERVICES	46,296,287	-	46,296,287	46,295,456	831	-	-
12595 FIREFIGHTERS FUND	400,000	-	400,000	400,000	(5,000,000)	5,000,000	-
AGENCY TOTAL	205,304,235	11,435,475	216,739,710	196,925,729	(2,312,120)	22,126,101	0
ATTORNEY GENERAL							
10010 PERSONAL SERVICES	34,736,782	3,793,178	38,529,960	34,389,130	4,140,830	-	-
10020 OTHER EXPENSES	1,934,810	25,000	1,959,810	880,275	179,535	900,000	-
10050 EQUIPMENT	-	-	-	-	-	-	-
AGENCY TOTAL	36,671,592	3,818,178	40,489,770	35,269,405	4,320,365	900,000	0
DIVISION OF CRIMINAL JUSTICE							
10010 PERSONAL SERVICES	50,262,451	5,266,936	55,529,387	47,961,978	7,567,409	-	-
10020 OTHER EXPENSES	4,853,116	-	4,853,116	4,249,828	367,505	235,783	-
12069 WITNESS PROTECTION	164,148	130,000	294,148	289,035	5,113	-	-
12097 TRAINING AND EDUCATION	147,398	-	147,398	83,464	63,934	-	-
12110 EXPERT WITNESSES	135,413	-	135,413	86,380	49,033	-	-
12117 MEDICAID FRAUD CONTROL	1,313,872	171,912	1,485,784	1,428,139	57,645	-	-
12485 CRIMINAL JUSTICE COMMISSION	409	-	409	0	409	-	-
12537 RLT CASE UNIT	239,872	57,031	296,903	283,540	13,363	-	-
12538 SHOOTING TASKFORCE	1,192,844	191,441	1,384,285	1,296,632	87,653	-	-
AGENCY TOTAL	58,309,523	5,817,320	64,126,843	55,678,996	8,212,064	235,783	0
TOTAL GENERAL GOVERNMENT	1,172,932,991	(145,011,734)	1,027,957,379	934,447,321	(31,344,296)	119,854,354	5,000,000
REGULATION AND PROTECTION							
DEPARTMENT OF EMERGENCY SERVICES AND PUBLIC PROTECTION							
10010 PERSONAL SERVICES	166,458,402	5,251,319	171,709,721	169,750,277	1,959,444	-	-
10020 OTHER EXPENSES	35,686,803	-	35,686,803	31,002,327	(2,811,500)	7,495,976	-
12026 STRESS REDUCTION	157,763	-	157,763	0	-	157,763	-
12082 FLEET PURCHASE	7,340,244	-	7,340,244	6,902,509	-	437,735	-
12235 WORKERS' COMPENSATION CLAIMS	0	-	-	-	-	-	-
12535 CRIMINAL JUSTICE INFO SYSTEM	5,840,548	-	5,840,548	4,258,643	-	1,581,905	-
16009 FIRE TRAINING SCHOOL - WILLIMANTIC	150,076	-	150,076	150,076	-	-	-
16010 MAINTENANCE OF COUNTY BASE FIRE RADIO NETWORK	19,528	-	19,528	19,528	-	-	-
16011 MAINTENANCE OF STATE-WIDE FIRE RADIO NETWORK	12,997	-	12,997	12,997	-	-	-
16013 POLICE ASSOCIATION OF CONNECTICUT	172,353	-	172,353	138,850	33,503	-	-
16014 CONNECTICUT STATE FIREFIGHTER'S ASSOCIATION	176,625	-	176,625	175,482	1,143	-	-
16025 FIRE TRAINING SCHOOL - TORRINGTON	81,367	-	81,367	81,367	-	-	-
16034 FIRE TRAINING SCHOOL - NEW HAVEN	48,364	-	48,364	48,364	-	-	-
16044 FIRE TRAINING SCHOOL - DERBY	37,139	-	37,139	37,139	-	-	-
16056 FIRE TRAINING SCHOOL - WOLCOTT	100,162	-	100,162	100,162	-	-	-
16065 FIRE TRAINING SCHOOL - FAIRFIELD	70,395	-	70,395	70,395	-	-	-
16074 FIRE TRAINING SCHOOL - HARTFORD	169,336	-	169,336	169,336	-	-	-
16080 FIRE TRAINING SCHOOL - MIDDLETOWN	68,470	-	68,470	68,470	-	-	-
16179 FIRE TRAINING SCHOOL - STAMFORD	55,432	-	55,432	55,432	-	-	-
17110 VOLUNTEER FIREFIGHTER TRAINING	70,000	-	70,000	24,570	45,430	-	-
AGENCY TOTAL	216,716,004	5,251,319	221,967,323	213,065,924	(771,980)	9,673,379	0
DEPARTMENT OF MOTOR VEHICLES							
10010 PERSONAL SERVICES	-	-	-	-	-	-	-
10020 OTHER EXPENSES	-	-	-	-	-	-	-
AGENCY TOTAL	-	-	-	-	-	0	-

SCHEDULE B-3

	CONTINUED AND INITIAL	APPROPRIATION	TOTAL		APPROPRIATIONS		
	APPROPRIATIONS	ADJUSTMENTS	APPROPRIATIONS	EXPENDITURES	LAPSED	CONTINUED TO FY 24	CONTINUED TO FY25
MILITARY DEPARTMENT							
10010 PERSONAL SERVICES	2,975,143	398,965	3,374,108	3,349,224	24,884	-	-
10020 OTHER EXPENSES	2,304,823	45,000	2,349,823	2,342,914	6,909	-	-
12144 HONOR GUARDS	549,000	(9,181)	539,819	524,500	15,319	-	-
12325 VETERANS' SERVICE BONUSES	93,333	(9,333)	84,000	72,050	11,950	-	-
AGENCY TOTAL	5,922,299	425,451	6,347,750	6,288,688	59,062	0	0
DEPARTMENT OF CONSUMER PROTECTION							
10010 PERSONAL SERVICES	14,180,441	1,443,492	15,623,933	13,734,080	1,889,853	-	-
10020 OTHER EXPENSES	697,940	694,500	1,392,440	1,187,796	204,644	-	-
10050 EQUIPMENT	-	-	-	-	-	-	-
AGENCY TOTAL	14,878,381	2,137,992	17,016,373	14,921,876	2,094,497	0	0
LABOR DEPARTMENT							
10010 PERSONAL SERVICES	39,448,011	1,694,132	41,142,143	40,495,801	187,183	459,159	-
10020 OTHER EXPENSES	1,800,100	200,000	2,000,100	1,441,100	-	559,000	-
12079 CETC WORKFORCE	551,150	56,610	607,760	488,660	-	119,100	-
12098 WORKFORCE INVESTMENT ACT	51,153,631	333,880	51,487,511	33,591,524	-	17,895,987	-
12108 JOBS FUNNEL PROJECTS	700,164	22,006	722,170	706,688	15,482	-	-
12205 CONNECTICUT'S YOUTH EMPLOYMENT PROGRAM	5,085,929	25,949	5,111,878	5,066,362	45,516	-	-
12212 JOBS FIRST EMPLOYMENT SERVICES	13,091,312	(5,270)	13,086,042	12,552,423	533,619	-	-
12328 APPRENTICESHIP PROGRAM	518,781	81,631	600,412	600,412	-	-	-
12357 CONNECTICUT CAREER RESOURCE NETWORK	122,352	38,760	161,112	157,365	3,747	-	-
12425 STRIVE	76,261	22,161	98,422	70,012	7,052	21,358	-
12575 OPPORTUNITY - LONG TERM UNEMPLOYMENT	4,606,334	25,584	4,631,918	3,604,038	1,027,880	-	-
12576 VETERANS' OPPORTUNITY PILOT	253,773	-	253,773	0	253,773	-	-
12582 SECOND CHANCE INITIATIVES	312,381	24,328	336,709	325,862	10,847	-	-
12583 CRADLE TO CAREER	100,000	-	100,000	98,642	1,358	-	-
12586 NEW HAVEN JOBS FUNNEL	350,590	22,851	373,441	373,441	0	-	-
12596 HEALTHCARE APPRENTICESHIP INITIATIVE	500,000	-	500,000	0	500,000	-	-
12597 MANUFACTURING PIPELINE INITIATIVE	3,407,935	28,200	3,436,135	3,395,233	40,902	-	-
AGENCY TOTAL	122,078,704	2,570,822	124,649,526	102,956,598	2,638,324	19,054,604	0
COMMISSION ON HUMAN RIGHTS AND OPPORTUNITIES							
10010 PERSONAL SERVICES	7,287,787	866,595	8,154,382	7,785,805	-	368,577	-
10020 OTHER EXPENSES	4,448,527	-	4,448,527	4,448,527	-	3,666,121	-
12027 MARTIN LUTHER KING, JR. COMMISSION	5,977	-	5,977	5,624	353	-	-
AGENCY TOTAL	11,742,291	866,595	12,608,886	8,573,835	353	4,034,698	0
TOTAL REGULATION AND PROTECTION	371,337,679	11,252,179	382,589,858	345,806,921	4,020,256	32,762,681	0
CONSERVATION AND DEVELOPMENT							
DEPARTMENT OF AGRICULTURE							
10010 PERSONAL SERVICES	4,137,234	513,716	4,650,950	4,237,016	413,934	-	-
10020 OTHER EXPENSES	8,073,332	-	8,073,332	4,592,885	(76,053)	3,406,500	150,000
12421 SENIOR FOOD VOUCHERS	354,597	23,138	377,735	297,085	80,650	-	-
12606 DAIRY FARMER - AGRICULTURE SUSTAINABILITY	1,000,000	-	1,000,000	1,000,000	-	-	-
16075 WIC COUPON PROGRAM FOR FRESH PRODUCE	167,938	-	167,938	160,121	7,817	-	-
AGENCY TOTAL	13,733,101	536,854	14,269,955	10,287,107	426,348	3,406,500	150,000
DEPARTMENT OF ENERGY AND ENVIRONMENTAL PROTECTION							
10010 PERSONAL SERVICES	21,504,735	2,598,795	24,103,530	22,897,761	(3,182)	1,208,951	-
10020 OTHER EXPENSES	19,736,197	-	19,736,197	1,877,020	(8,309,999)	26,169,176	-
12054 MOSQUITO CONTROL	242,931	46,478	289,409	289,409	-	-	-
12084 STATE SUPERFUND SITE MAINTENANCE	399,577	-	399,577	395,200	4,377	-	-
12146 LABORATORY FEES	122,565	-	122,565	96,925	25,640	-	-
12195 DAM MAINTENANCE	168,460	31,860	200,320	200,319	1	-	-
12487 EMERGENCY SPILL RESPONSE	7,375,887	1,501,685	8,877,572	8,385,799	-	491,773	-
12488 SOLID WASTE MANAGEMENT	8,438,739	286,690	8,725,429	5,606,925	-	3,118,504	-
12489 UNDERGROUND STORAGE TANK	954,233	124,165	1,078,398	1,078,398	-	-	-
12490 CLEAN AIR	3,793,203	530,697	4,323,900	4,323,900	-	-	-
12491 ENVIRONMENTAL CONSERVATION	4,268,158	642,335	4,910,493	4,610,292	1	300,200	-
12501 ENVIRONMENTAL QUALITY	6,036,658	1,006,269	7,042,927	7,042,926	1	-	-
12598 FISH HATCHERIES	3,310,863	178,150	3,489,013	2,875,899	613,114	-	-
16015 INTERSTATE ENVIRONMENTAL COMMISSION	3,333	-	3,333	3,333	-	-	-
16046 N. ENGLAND INTERSTATE WATER POLLUTION COMMISSION	26,554	-	26,554	26,554	-	-	-
16052 NORTHEAST INTERSTATE FOREST FIRE COMPACT	3,082	-	3,082	3,082	-	-	-
16059 CT RIVER VALLEY FLOOD CONTROL COMMISSION	30,295	-	30,295	30,295	-	-	-
16083 THAMES RIVER VALLEY FLOOD CONTROL COMMISSION	45,151	-	45,151	45,151	-	-	-
AGENCY TOTAL	76,460,621	6,947,124	83,407,745	59,789,188	(7,670,047)	31,288,604	0
DEPARTMENT OF ECONOMIC AND COMMUNITY DEVELOPMENT							
10010 PERSONAL SERVICES	7,579,367	905,236	8,484,603	7,962,105	522,498	-	-
10020 OTHER EXPENSES	32,882,362	12,247,000	45,129,362	29,858,609	(4,788,436)	19,823,700	235,489
12329 SPANISH AMERICAN MERCHANTS ASSOCIATION	442,194	-	442,194	442,194	-	-	-
12437 OFFICE OF MILITARY AFFAIRS	186,586	38,270	224,856	159,644	65,212	-	-
12467 CT MANUFACTURING SUPPLY CHAIN	85,000	-	85,000	85,000	-	-	-
12540 CAPITOL REGION DEVELOPMENT AUTHORITY	6,249,121	2,250,000	8,499,121	6,249,121	-	2,250,000	-
12612 MANUFACTURING GROWTH INITIATIVE	140,769	40,188	180,957	156,860	24,097	-	-
12613 HARTFORD 2000	20,000	-	20,000	20,000	-	-	-
12641	442,194	-	442,194	442,194	-	-	-
12642	442,194	-	442,194	442,194	-	-	-
AGENCY TOTAL	48,469,787	15,480,694	63,950,481	45,817,921	(4,176,629)	22,073,700	235,489
DEPARTMENT OF HOUSING							
10010 PERSONAL SERVICES	2,021,472	187,439	2,208,911	1,926,129	282,782	-	-
10020 OTHER EXPENSES	214,110	-	214,110	214,106	(174,996)	175,000	-
12032 ELDERLY RENTAL REGISTRY AND COUNSELORS	1,011,170	-	1,011,170	980,870	30,300	-	-
12504 HOMELESS YOUTH	2,934,904	219,686	3,154,590	3,030,729	123,861	-	-
16029 SUBSIDIZED ASSISTED LIVING DEMONSTRATION	2,928,000	(225,000)	2,703,000	2,703,000	-	-	-
16068 CONGREGATE FACILITIES OPERATION COSTS	9,189,480	625,000	9,814,480	9,814,480	-	-	-
16084 ELDERLY CONGREGATE RENT SUBSIDY	1,935,626	-	1,935,626	-	-	-	-
16149 HOUSING/HOMELESS SERVICES	91,251,503	1,620,236	92,871,739	91,469,052	-	1,402,687	-
17038 HOUSING/HOMELESS SERVICES - MUNICIPALITY	637,088	38,321	675,409	621,245	54,164	-	-
AGENCY TOTAL	112,123,353	2,465,682	114,589,035	112,695,237	316,111	1,577,687	0
AGRICULTURAL EXPERIMENT STATION							

SCHEDULE B-3

	CONTINUED AND INITIAL APPROPRIATIONS	ADJUSTMENTS	TOTAL APPROPRIATIONS	EXPENDITURES	APPROPRIATIONS LAPSED	CONTINUED TO FY 24	CONTINUED TO FY 25
10010 PERSONAL SERVICES	6,383,934	826,825	7,210,759	6,152,304	1,058,455	-	-
10020 OTHER EXPENSES	941,499	-	941,499	941,245	254	-	-
12056 MOSQUITO CONTROL	689,985	81,806	771,791	741,170	30,621	-	-
12288 WILDLIFE DISEASE PREVENTION	103,195	37,608	140,803	134,013	6,790	-	-
AGENCY TOTAL	8,118,613	946,239	9,064,852	7,968,732	1,096,120	0	0
TOTAL CONSERVATION AND DEVELOPMENT	258,905,475	26,376,593	285,282,068	236,558,185	(10,008,097)	58,346,491	385,489
HEALTH AND HOSPITALS							
DEPARTMENT OF PUBLIC HEALTH							
10010 PERSONAL SERVICES	36,700,300	2,892,086	39,592,386	34,836,711	4,755,675	-	-
10020 OTHER EXPENSES	6,622,287	1,706,528	8,328,815	8,009,921	-	318,894	-
12618 LGBTQ HEALTH & HUMAN SERVICES	257,329	-	257,329	115,603	141,726	-	-
12633 OFFICE OF PANDEMIC PREPAREDNESS	300,000	-	300,000	172,344	127,656	-	-
12636	1,000,000	-	1,000,000	1,000,000	-	-	-
12645	400,000	-	400,000	247,572	152,428	-	-
16060 COMMUNITY HEALTH SERVICES	1,713,348	154,482	1,867,830	1,702,908	-	164,922	-
16103 RAPE CRISIS	548,128	52,765	600,893	600,893	-	-	-
17009 LOCAL AND DISTRICT DEPARTMENTS OF HEALTH	7,179,622	6,955	7,186,577	7,186,576	1	-	-
17019 SCHOOL BASED HEALTH CLINICS	11,109,538	863,229	11,972,767	11,053,559	(122,745)	437,953	604,000
AGENCY TOTAL	65,830,552	5,676,045	71,506,597	64,926,087	5,054,741	921,769	604,000
OFFICE OF HEALTH STRATEGY							
10010 PERSONAL SERVICES	3,155,860	287,387	3,443,247	2,615,666	827,581	-	-
10020 OTHER EXPENSES	13,042	-	13,042	10,385	2,657	-	-
16268 CONNECTICUT VIRTUOSI ORCHESTRA	0	-	0	55,264	(55,264)	-	-
16286 COVERED CONNECTICUT PROGRAM	22,805,376	-	22,805,376	14,769,212	890,011	7,146,153	-
AGENCY TOTAL	25,974,278	287,387	26,261,665	17,450,527	1,664,985	7,146,153	0
OFFICE OF THE CHIEF MEDICAL EXAMINER							
10010 PERSONAL SERVICES	7,454,531	795,782	8,250,313	8,203,195	47,118	-	-
10020 OTHER EXPENSES	1,878,987	50,000	1,928,987	1,654,378	609	274,000	-
10050 EQUIPMENT	23,310	-	23,310	21,231	2,079	-	-
12033 MEDICOLEGAL INVESTIGATIONS	22,150	-	22,150	21,250	900	-	-
AGENCY TOTAL	9,378,978	845,782	10,224,760	9,900,054	50,706	274,000	0
DEPARTMENT OF DEVELOPMENTAL SERVICES							
10010 PERSONAL SERVICES	212,746,963	25,521,243	238,268,206	211,079,792	27,188,414	-	-
10020 OTHER EXPENSES	25,078,285	-	25,078,285	19,599,875	5,478,410	-	-
12035 HOUSING SUPPORT AND SERVICES	1,400,000	-	1,400,000	916,253	483,747	-	-
12072 FAMILY SUPPORT GRANTS	3,700,840	-	3,700,840	3,680,655	20,185	-	-
12185 CLINICAL SERVICES	2,337,724	21,558	2,359,282	1,903,227	456,055	-	-
12493 BEHAVIORAL SERVICES PROGRAM	16,946,979	-	16,946,979	9,587,975	7,359,004	-	-
12521 SUPPLEMENTAL PAYMENTS FOR MEDICAL SERVICES	2,808,132	-	2,808,132	2,456,894	351,238	-	-
12599 ID PARTNERSHIP INITIATIVES	3,691,500	-	3,691,500	2,166,342	343,418	1,181,740	-
12607 EMERGENCY PLACEMENTS	5,666,455	290,547	5,957,002	4,433,720	1,523,282	-	-
16069 RENT SUBSIDY PROGRAM	5,032,312	-	5,032,312	5,029,884	2,428	-	-
16108 EMPLOYMENT OPPORTUNITIES AND DAY SERVICES	332,226,281	33,420,000	365,646,281	336,363,046	14,770,259	14,512,976	-
AGENCY TOTAL	611,635,471	59,253,348	670,888,819	597,217,663	57,976,440	15,694,716	0
DEPARTMENT OF MENTAL HEALTH AND ADDICTION SERVICES							
10010 PERSONAL SERVICES	222,439,538	16,431,087	238,870,625	230,047,188	8,823,437	-	-
10020 OTHER EXPENSES	35,661,421	9,000,000	44,661,421	44,290,179	100,000	271,242	-
12035 HOUSING SUPPORTS AND SERVICES	25,653,595	1,366,305	27,019,900	27,019,900	-	-	-
12157 MANAGED SERVICE SYSTEM	62,547,822	3,717,613	66,265,435	65,883,855	381,580	-	-
12196 LEGAL SERVICES	706,179	39,732	745,911	745,911	-	-	-
12199 CONNECTICUT MENTAL HEALTH CENTER	9,229,406	-	9,229,406	9,229,406	-	-	-
12207 PROFESSIONAL SERVICES	14,400,697	8,500,000	22,900,697	21,003,959	-	1,896,738	-
12220 GENERAL ASSISTANCE MANAGED CARE	18,068,501	579,625	18,648,126	18,622,504	25,622	-	-
12235 WORKERS' COMPENSATION CLAIMS	0	-	-	-	-	-	-
12247 NURSING HOME SCREENING	652,784	-	652,784	652,784	-	-	-
12250 YOUNG ADULT SERVICES	84,319,278	5,553,630	89,872,908	88,361,457	1,311,451	200,000	-
12256 TBI COMMUNITY SERVICES	8,511,915	500,055	9,011,970	8,896,377	115,593	-	-
12289 BEHAVIORAL HEALTH MEDICATIONS	6,720,754	500,000	7,220,754	7,220,023	731	-	-
12298 MEDICAID ADULT REHABILITATION OPTION	4,184,260	235,423	4,419,683	4,312,825	106,858	-	-
12330 DISCHARGE AND DIVERSION SERVICES	32,813,084	1,737,463	34,550,547	34,028,804	521,743	-	-
12444 HOME AND COMMUNITY BASED SERVICES	25,074,941	324,729	25,399,670	21,375,948	3,923,722	100,000	-
12541 NURSING HOME CONTRACT	447,287	-	447,287	447,287	-	-	-
12600 KATIE BLAIR HOUSE	15,150	852	16,002	15,970	32	-	-
12601 FORENSIC SERVICES	10,408,558	682,681	11,091,239	10,890,488	-	200,751	-
16003 GRANTS FOR SUBSTANCE ABUSE SERVICES	29,941,077	2,641,817	32,582,894	32,276,430	306,464	-	-
16053 GRANTS FOR MENTAL HEALTH SERVICES	66,646,453	4,045,424	70,691,877	70,623,977	67,900	-	-
16070 EMPLOYMENT OPPORTUNITIES	8,849,543	494,552	9,344,095	9,344,095	-	-	-
AGENCY TOTAL	667,292,243	56,350,988	723,643,231	705,289,367	15,685,133	2,668,731	0
PSYCHIATRIC SECURITY REVIEW BOARD							
10010 PERSONAL SERVICES	307,613	56,173	363,786	333,445	30,341	-	-
10020 OTHER EXPENSES	24,943	-	24,943	24,943	-	-	-
10050 EQUIPMENT	-	-	-	-	-	-	-
AGENCY TOTAL	332,556	56,173	388,729	358,388	30,341	0	0
TOTAL HEALTH AND HOSPITALS	1,380,444,078	122,469,723	1,502,913,801	1,395,142,086	80,462,346	26,705,369	604,000
HUMAN SERVICES							
DEPARTMENT OF SOCIAL SERVICES							
10010 PERSONAL SERVICES	141,311,454	16,455,897	157,767,351	150,180,725	7,586,626	-	-
10020 OTHER EXPENSES	161,662,014	12,907,506	174,569,520	170,667,008	(387,970)	4,290,482	-
12197 GENETIC TESTS IN PATERNITY ACTIONS	81,906	-	81,906	34,621	47,285	-	-
12239 HUSKY B PROGRAM	15,570,000	3,200,000	18,770,000	18,323,313	446,687	-	-
12644	3,269,396	-	3,269,396	0	3,269,396	-	-
16020 MEDICAID	3,040,265,362	(52,090,000)	2,988,175,362	2,926,434,678	28,381,820	33,358,864	-
16061 OLD AGE ASSISTANCE	33,360,000	10,800,000	44,160,000	43,344,825	815,175	-	-
16071 AID TO THE BLIND	478,900	90,000	568,900	549,620	19,280	-	-
16077 AID TO THE DISABLED	38,120,000	13,800,000	51,920,000	51,743,720	176,280	-	-
16090 TEMPORARY ASSISTANCE TO FAMILIES-TANF	36,910,000	12,700,000	49,610,000	49,460,669	149,331	-	-
16096 EMERGENCY ASSISTANCE	1	-	1	0	1	-	-
16098 FOOD STAMP TRAINING EXPENSES	9,341	-	9,341	7,642	1,699	-	-
16109 DMHAS - DISPROPORTIONATE SHARE	108,935,000	-	108,935,000	108,935,000	-	-	-
16114 CONNECTICUT HOME CARE PROGRAM	41,993,477	-	41,993,477	38,164,539	3,828,938	-	-

SCHEDULE B-3

	CONTINUED AND INITIAL	APPROPRIATION	TOTAL	APPROPRIATIONS			
	APPROPRIATIONS	ADJUSTMENTS	APPROPRIATIONS	EXPENDITURES	LAPSED	CONTINUED TO FY 24	CONTINUED TO FY25
16118 HUMAN RESOURCE DEVELOPMENT-HISPANIC PROGRAMS	1,043,704	-	1,043,704	888,619	-	-	155,085
16122 COMMUNITY RESIDENTIAL SERVICES	744,485,200	73,280,000	817,765,200	769,040,043	23,601,106	-	25,124,051
16128 SAFETY NET SERVICES	1,334,544	128,258	1,462,802	1,458,012	4,790	-	-
16139 REFUNDS OF COLLECTIONS	89,965	-	89,965	89,965	-	-	-
16146 SERVICES FOR PERSONS WITH DISABILITIES	276,362	25,591	301,953	281,617	20,336	-	-
16148 NUTRITION ASSISTANCE	750,204	72,169	822,373	821,208	1,165	-	-
16157 STATE ADMINISTERED GENERAL ASSISTANCE	12,940,000	1,075,000	14,015,000	14,012,163	2,837	-	-
16159 CONNECTICUT CHILDREN'S MEDICAL CENTER	11,138,737	-	11,138,737	11,138,737	-	-	-
16160 COMMUNITY SERVICES	3,232,220	2,180,931	5,413,151	4,837,671	(1,739,625)	2,315,105	-
16174 INFRASTRUCTURE COMMUNITY ACTION PROGRAM	3,803,200	304,597	4,107,797	3,969,426	18,171	120,200	-
16177 TEEN PREGNANCY PREVENTION	1,255,827	198,454	1,454,281	1,454,281	-	-	-
16271 DOMESTIC VIOLENCE SHELTERS	6,865,349	594,592	7,459,941	7,459,941	-	-	-
16272 HOSPITAL SUPPLEMENTAL PAYMENTS	568,300,000	-	568,300,000	568,300,000	-	-	-
17032 TEEN PREGNANCY PREVENTION - MUNICIPALITY	98,281	-	98,281	98,281	-	-	-
AGENCY TOTAL	4,977,580,444	95,722,995	5,073,303,439	4,941,696,324	66,243,328	65,363,787	0
STATE DEPARTMENT ON AGING							
10010 PERSONAL SERVICES	-	-	-	-	-	-	-
10020 OTHER EXPENSES	-	-	-	-	-	-	-
10050 EQUIPMENT	-	-	-	-	-	-	-
16260 PROGRAMS FOR SENIOR CITIZENS	-	-	-	-	-	-	-
AGENCY TOTAL	-	-	-	-	-	0	0
STATE DEPARTMENT OF REHABILITATION							
10010 PERSONAL SERVICES	6,844,887	832,413	7,677,300	6,608,843	1,068,457	-	-
10020 OTHER EXPENSES	1,298,575	-	1,298,575	1,012,695	135,880	150,000	-
12060 EDUC. AID-BLIND & VISUALLY HANDICAPPED CHILDREN	4,552,693	479,172	5,031,865	4,571,232	460,633	-	-
12301 EMPLOYMENT OPPORTUNITIES-BLIND AND DISABLED	370,890	35,704	406,594	200,929	205,665	-	-
16004 VOCATIONAL REHABILITATION-DISABLED	8,897,683	197,699	9,095,382	6,809,785	2,285,597	-	-
16040 SUPPLEMENTARY RELIEF AND SERVICES	53,544	-	53,544	31,132	22,412	-	-
16078 SPECIAL TRAINING FOR THE DEAF AND BLIND	240,628	18,197	258,825	136,143	122,682	-	-
16086 CONNECTICUT RADIO INFORMATION SERVICE	70,194	-	70,194	70,194	-	-	-
16153 INDEPENDENT LIVING CENTERS	995,414	73,708	1,069,122	1,023,927	-	45,195	-
16260 PROGRAMS FOR SENIOR CITIZENS	3,602,993	344,504	3,947,497	3,817,965	129,532	-	-
16278 ELDERLY NUTRITION	3,110,676	293,495	3,404,171	3,404,171	-	-	-
AGENCY TOTAL	30,038,177	2,274,892	32,313,069	27,687,016	4,430,858	195,195	0
TOTAL HUMAN SERVICES	5,007,618,621	97,997,887	5,105,616,508	4,969,383,340	70,674,186	65,558,982	0
EDUCATION, MUSEUMS, LIBRARIES							
DEPARTMENT OF EDUCATION							
10010 PERSONAL SERVICES	17,845,594	1,848,420	19,694,014	13,142,700	6,551,314	-	-
10020 OTHER EXPENSES	3,603,463	1,619,220	5,222,683	1,917,275	611,189	2,694,219	-
12138 ADMIN - MAGNET SCHOOLS	0	150,000	150,000	0	150,000	-	-
12165 ADMIN - ADULT EDUCATION	0	1,055,000	1,055,000	544,717	510,283	-	-
12171 DEVELOPMENT OF MASTERY EXAMS - GRADES 4, 6 AND 8	10,534,750	149,915	10,684,665	10,362,489	322,176	-	-
12198 PRIMARY MENTAL HEALTH	345,288	-	345,288	323,458	21,830	-	-
12211 LEADERSHIP, EDUCATION, ATHLETICS IN PARTNERSHIP	312,211	-	312,211	312,211	-	-	-
12216 ADULT EDUCATION ACTION	194,534	-	194,534	119,785	74,749	-	-
12261 CONNECTICUT WRITING PROJECT	20,250	-	20,250	20,250	-	-	-
12318 NEIGHBORHOOD YOUTH CENTER	613,866	-	613,866	613,866	-	-	-
12457 SHEFF SETTLEMENT	22,633,895	(410,358)	22,223,537	11,737,364	818,344	9,667,829	-
12459 ADMIN - AFTER SCHOOL PROGRAMS	0	230,028	230,028	0	230,028	-	-
12506 PARENT TRUST FUND PROGRAM	267,193	-	267,193	266,330	863	-	-
12519 REGIONAL VOCATIONAL-TECHNICAL SCHOOL SYSTEM	0	-	-	-	-	-	-
12547 COMMISSIONER'S NETWORK	10,009,398	-	10,009,398	9,943,504	65,894	-	-
12549 LOCAL CHARTER SCHOOLS	957,000	-	957,000	855,000	102,000	-	-
12550 BRIDGES TO SUCCESS	27,000	-	27,000	-	27,000	-	-
12552 TALENT DEVELOPMENT	2,205,573	74,446	2,280,019	1,992,278	287,741	-	-
12587 SCHOOL BASED DIVERSION INITIATIVE	900,000	-	900,000	760,326	139,674	-	-
12602 TECHNICAL HIGH SCHOOLS	0	-	-	-	-	-	-
12609 EDSIGHT	1,105,756	40,668	1,146,424	1,134,400	12,024	-	-
12610 SHEFF TRANSPORTATION	54,240,688	-	54,240,688	53,424,053	816,635	-	-
12611 CURRICULUM AND STANDARDS	2,215,782	-	2,215,782	1,919,665	296,117	-	-
12632 NON SHEFF TRANSPORTATION	10,078,550	-	10,078,550	8,079,897	1,998,653	-	-
12640	1,000,000	-	1,000,000	0	1,000,000	-	-
16021 AMERICAN SCHOOL FOR THE DEAF	9,157,514	-	9,157,514	9,157,514	-	-	-
16062 REGIONAL EDUCATION SERVICES	262,500	-	262,500	253,676	8,824	-	-
16110 FAMILY RESOURCE CENTERS	5,802,710	-	5,802,710	5,802,625	85	-	-
16119 CHARTER SCHOOLS	134,477,285	(403,000)	134,074,285	129,203,384	4,870,901	-	-
16211 CHILD NUTRITION STATE MATCH	2,354,000	-	2,354,000	2,354,000	-	-	-
16212 HEALTH FOODS INITIATIVE	4,151,463	-	4,151,463	4,151,463	-	-	-
17017 VOCATIONAL AGRICULTURE	18,824,200	-	18,824,200	18,824,200	-	-	-
17030 ADULT EDUCATION	22,333,248	(712,000)	21,621,248	21,620,796	452	-	-
17034 HEALTH & WELFARE SERVICES PUPILS PRIVATE SCHOOLS	3,438,415	-	3,438,415	3,438,415	-	-	-
17041 EDUCATION EQUALIZATION GRANTS	2,179,100,951	-	2,179,100,951	2,176,723,012	-	2,377,939	-
17042 BILINGUAL EDUCATION	3,832,260	-	3,832,260	3,788,467	43,793	-	-
17043 PRIORITY SCHOOL DISTRICTS	30,818,778	-	30,818,778	30,818,778	-	-	-
17045 INTERDISTRICT COOPERATION	1,537,500	571,880	2,109,380	2,035,290	74,090	-	-
17046 SCHOOL BREAKFAST PROGRAM	2,158,900	-	2,158,900	2,158,900	-	-	-
17047 EXCESS COST - STUDENT BASED	156,119,782	60,000	156,179,782	156,148,491	31,291	-	-
17053 OPEN CHOICE PROGRAM	38,360,327	-	38,360,327	30,383,406	7,976,921	-	-
17057 MAGNET SCHOOLS	292,926,486	(1,769,220)	291,157,266	277,398,994	13,758,272	-	-
17084 AFTER SCHOOL PROGRAM	5,750,695	(230,028)	5,520,667	5,478,959	41,708	-	-
17108 EXTENDED SCHOOL HOURS	2,919,883	-	2,919,883	2,919,883	-	-	-
17109 SCHOOL ACCOUNTABILITY	3,412,207	-	3,412,207	3,412,207	-	-	-
AGENCY TOTAL	3,056,849,895	2,274,971	3,059,124,866	3,003,569,028	40,815,851	14,739,987	0
OFFICE OF EARLY CHILDHOOD							
10010 PERSONAL SERVICES	9,343,095	1,098,920	10,442,015	8,410,624	2,031,391	-	-
10020 OTHER EXPENSES	319,731	-	319,731	316,878	(6,997,147)	4,500,000	2,500,000
12192 BIRTH TO THREE	31,102,407	800,000	31,902,407	31,892,788	9,619	-	-
12569 EVENSTART	295,456	-	295,456	295,456	1	-	-
12584 2GEN - TANF	412,500	-	412,500	324,225	88,275	-	-
12603 NURTURING FAMILIES NETWORK	12,297,112	1,792,057	14,089,169	14,089,169	-	-	-
12639 EARLY CHILD CARE PROV STAB PYMT	50,000,000	20,000,000	70,000,000	69,908,522	91,478	-	-
16101 HEAD START SERVICES	5,083,238	-	5,083,238	4,867,305	215,933	-	-
16147 CARE4KIDS TANF/CCDF	59,527,096	-	59,527,096	57,809,329	(6,082,233)	7,800,000	-
16158 CHILD CARE QUALITY ENHANCEMENT	5,954,530	-	5,954,530	4,189,292	1,765,238	-	-

SCHEDULE B-3

	CONTINUED AND INITIAL	APPROPRIATION	TOTAL	EXPENDITURES	APPROPRIATIONS		
	APPROPRIATIONS	ADJUSTMENTS	APPROPRIATIONS		LAPSED	CONTINUED TO FY 24	CONTINUED TO FY25
16265 EARLY HEAD START-CHILD CARE PARTNERSHIP	1,500,000	-	1,500,000	1,109,419	390,581	-	-
16274 EARLY CARE AND EDUCATION	180,513,719	(6,541,510)	173,972,209	139,466,790	29,267,419	5,238,000	-
16279 SMART START	3,325,000	-	3,325,000	3,249,999	75,001	-	-
17101 SCHOOL READINESS	-	-	-	-	-	-	-
AGENCY TOTAL	359,673,884	17,149,467	376,823,351	335,929,795	20,855,556	17,538,000	2,500,000
STATE LIBRARY							
10010 PERSONAL SERVICES	5,371,936	689,427	6,061,363	4,794,419	1,266,944	-	-
10020 OTHER EXPENSES	667,223	-	667,223	605,791	61,432	-	-
12061 STATEWIDE DIGITAL LIBRARY	1,705,174	-	1,705,174	1,704,119	1,055	-	-
12104 INTERLIBRARY LOAN DELIVERY SERVICE	315,667	68,932	384,599	311,902	72,697	-	-
12172 LEGAL/LEGISLATIVE LIBRARY MATERIALS	574,540	-	574,540	574,537	3	-	-
12646	100,000	-	100,000	80,410	19,590	-	-
16022 SUPPORT COOPERATING LIBRARY SERVICE UNITS	124,402	-	124,402	124,402	-	-	-
17010 CONNECTICARD PAYMENTS	703,638	-	703,638	703,638	-	-	-
AGENCY TOTAL	9,562,580	758,359	10,320,939	8,899,218	1,421,721	0	0
OFFICE OF HIGHER EDUCATION							
10010 PERSONAL SERVICES	1,473,629	356,753	1,830,382	1,699,766	130,616	-	-
10020 OTHER EXPENSES	601,090	225,000	826,090	482,183	-	343,907	-
12188 MINORITY ADVANCEMENT PROGRAM	2,221,496	42,978	2,264,474	2,127,566	-	136,908	-
12200 NATIONAL SERVICE ACT	251,505	54,520	306,025	234,779	71,246	-	-
12214 MINORITY TEACHER INCENTIVE PROGRAM	570,134	-	570,134	505,280	64,854	-	-
16261 GOVERNOR'S SCHOLARSHIP	35,313,224	-	35,313,224	32,998,277	-	2,314,947	-
AGENCY TOTAL	40,431,078	679,251	41,110,329	38,047,851	266,716	2,795,762	0
UNIVERSITY OF CONNECTICUT							
12139 OPERATING EXPENSES	232,505,011	21,699,147	254,204,158	254,204,158	(60,000,000)	40,000,000	20,000,000
12604 MUNICIPAL AND REGIONAL POLICY	400,000	-	400,000	400,000	(150,000)	150,000	-
AGENCY TOTAL	232,905,011	21,699,147	254,604,158	254,604,158	(60,150,000)	40,150,000	20,000,000
UNIVERSITY OF CONNECTICUT HEALTH CENTER							
12139 OPERATING EXPENSES	176,183,296	14,225,061	190,408,357	190,408,357	(52,500,000)	35,000,000	17,500,000
12159 AHEC	390,287	30,520	420,807	420,807	-	-	-
12235 WORKERS' COMPENSATION CLAIMS	0	-	-	-	-	-	-
12631 TEMPORARY OPERATING SUPPORT	0	-	-	-	-	-	-
AGENCY TOTAL	176,573,583	14,255,581	190,829,164	190,829,164	(52,500,000)	35,000,000	17,500,000
TEACHERS' RETIREMENT BOARD							
10010 PERSONAL SERVICES	1,802,924	247,176	2,050,100	1,964,441	85,659	-	-
10020 OTHER EXPENSES	497,003	-	497,003	393,838	43,165	60,000	-
16006 RETIREMENT CONTRIBUTIONS	1,578,038,000	-	1,578,038,000	1,578,038,000	-	-	-
16023 RETIREES HEALTH SERVICE COST	12,901,000	-	12,901,000	12,116,191	784,809	-	-
16032 MUNICIPAL RETIREES HEALTH INSURANCE COST	9,840,000	-	9,840,000	9,357,523	482,477	-	-
AGENCY TOTAL	1,603,078,927	247,176	1,603,326,103	1,601,869,993	1,396,110	60,000	0
BOARD OF REGENTS FOR HIGHER EDUCATION							
12531 CHARTER OAK STATE COLLEGE	4,527,153	420,449	4,947,602	4,947,602	(2,525,627)	1,683,751	841,876
12532 COMMUNITY TECHNICAL COLLEGE SYSTEM	191,659,515	22,893,139	214,552,654	214,552,654	(30,073,340)	20,048,893	10,024,447
12533 CONNECTICUT STATE UNIVERSITY	184,349,127	20,195,199	204,544,326	204,544,326	(49,901,034)	33,267,356	16,633,678
12534 BOARD OF REGENTS	408,341	45,159	453,500	453,500	-	-	-
12591 DEVELOPMENTAL SERVICES	8,912,702	983,758	9,896,460	9,896,460	-	-	-
12592 OUTCOME-BASED FUNDING INCENTIVE	1,202,027	133,611	1,335,638	1,335,638	-	-	-
12643	315,000	-	315,000	315,000	-	-	-
AGENCY TOTAL	391,373,865	44,671,315	436,045,180	436,045,180	(82,500,001)	55,000,000	27,500,001
CT TECHNICAL HIGH SCHOOL SYSTEM							
10010 PERSONAL SERVICES	147,409,256	16,161,710	163,570,966	163,387,475	183,491	-	-
10020 OTHER EXPENSES	22,668,577	4,493,761	27,162,338	26,927,986	234,352	-	-
AGENCY TOTAL	170,077,833	20,655,471	190,733,304	190,315,461	417,843	0	0
TOTAL EDUCATION, MUSEUMS, LIBRARIES	6,040,526,656	122,390,738	6,162,917,394	6,060,109,848	(129,976,204)	165,283,749	67,500,001
CORRECTIONS							
DEPARTMENT OF CORRECTION							
10010 PERSONAL SERVICES	388,347,642	74,259,835	462,607,477	461,662,139	-	945,338	-
10020 OTHER EXPENSES	71,229,203	15,330,997	86,560,200	86,030,812	-	529,388	-
12209 STRESS MANAGEMENT	27,750	143,848	171,598	171,598	14,076	-	-
12235 WORKERS' COMPENSATION CLAIMS	0	-	-	-	-	-	-
12242 INMATE MEDICAL SERVICES	122,830,408	7,953,760	130,784,168	125,579,910	2,204,258	3,000,000	-
12302 BOARD OF PARDONS AND PAROLES	7,118,831	(197,708)	6,921,123	6,096,236	324,887	500,000	-
12327 STRIDE	73,342	-	73,342	73,342	-	-	-
16007 AID TO PAROLED AND DISCHARGED INMATES	3,000	-	3,000	150	2,850	-	-
16042 LEGAL SERVICES TO PRISONERS	797,000	-	797,000	764,831	32,169	-	-
16073 VOLUNTEER SERVICES	87,725	-	87,725	52,340	-	35,385	-
16173 COMMUNITY SUPPORT SERVICES	44,039,566	3,885,925	47,925,491	42,427,852	4,442,106	1,055,533	-
AGENCY TOTAL	634,554,467	101,376,657	735,931,124	722,701,688	7,006,270	6,223,166	0
DEPARTMENT OF CHILDREN AND FAMILIES							
10010 PERSONAL SERVICES	284,939,407	31,013,679	315,953,086	286,017,120	29,935,966	-	-
10020 OTHER EXPENSES	28,255,812	2,550,000	30,805,812	30,798,917	6,895	-	-
12304 FAMILY SUPPORT SERVICES	946,637	89,071	1,035,708	1,035,708	-	-	-
12515 DIFFERENTIAL RESPONSE SYSTEM	8,359,970	780,831	9,140,801	9,037,860	102,941	-	-
12570 REGIONAL BEHAVIORAL HEALTH CONSULTATION	1,646,024	128,267	1,774,291	1,720,116	54,175	-	-
12637	7,979,078	-	7,979,078	8,196,582	214,164	-	-
16008 HEALTH ASSESSMENT AND CONSULTATION	1,425,668	129,915	1,555,583	1,521,847	33,736	-	-
16024 GRANTS FOR PSYCHIATRIC CLINICS FOR CHILDREN	16,475,467	1,257,851	17,733,318	16,630,598	1,102,720	-	-
16035 DAY TREATMENT CENTERS FOR CHILDREN	7,311,795	687,360	7,999,155	7,959,273	39,882	-	-
16064 CHILD ABUSE AND NEGLECT INTERVENTION	9,889,765	905,147	10,794,912	10,505,021	289,891	-	-
16092 COMMUNITY BASED PREVENTION PROGRAMS	8,527,800	684,332	9,212,132	8,943,495	268,637	-	-
16097 FAMILY VIOLENCE OUTREACH AND COUNSELING	3,745,405	318,273	4,063,678	3,959,383	104,295	-	-
16102 SUPPORTIVE HOUSING	19,886,064	919,390	20,805,454	20,805,454	-	-	-
16107 NO NEXUS SPECIAL EDUCATION	3,110,820	-	3,110,820	1,732,853	1,377,967	-	-
16111 FAMILY PRESERVATION SERVICES	6,594,028	620,347	7,214,375	7,165,737	48,638	-	-
16116 SUBSTANCE ABUSE TREATMENT	9,186,495	772,442	9,958,937	9,002,557	956,380	-	-
16120 CHILD WELFARE SUPPORT SERVICES	2,560,026	244,468	2,804,494	2,467,710	336,784	-	-
16132 BOARD AND CARE FOR CHILDREN - ADOPTION	109,384,511	-	109,384,511	106,286,349	3,098,162	-	-
16135 BOARD AND CARE FOR CHILDREN - FOSTER	137,349,565	3,328,018	140,677,583	110,815,045	29,862,538	-	-

SCHEDULE B-3

	CONTINUED AND INITIAL	APPROPRIATION	TOTAL	APPROPRIATIONS			CONTINUED TO FY 25
	APPROPRIATIONS	ADJUSTMENTS	APPROPRIATIONS	EXPENDITURES	LAPSED	CONTINUED TO FY 24	
16138 BOARD & CARE FOR CHILDREN-SHORT TERM/RESIDENTIAL	77,131,028	6,152,588	83,283,616	61,673,425	21,610,191	-	-
16140 INDIVIDUALIZED FAMILY SUPPORTS	5,225,000	94,100	5,319,100	3,295,035	2,024,065	-	-
16141 COMMUNITY KIDCARE	44,728,723	3,562,567	48,291,290	47,145,414	1,145,876	-	-
16144 COVENANT TO CARE	165,602	15,500	181,102	179,370	1,732	-	-
16280 JUVENILE REVIEW BOARDS	1,569,411	124,125	1,693,536	1,691,749	1,787	-	-
16283 YOUTH TRANSITION AND SUCCESS PROGRAM	450,000	40,545	490,545	490,545	-	-	-
17052 YOUTH SERVICE BUREAUS	2,654,772	50,468	2,705,240	2,677,876	27,364	-	-
17107 YOUTH SERVICE BUREAU ENHANCEMENT	1,093,973	21,188	1,115,161	1,115,089	72	-	-
AGENCY TOTAL	800,592,846	54,490,472	855,514,986	762,870,128	92,644,858	0	0
TOTAL CORRECTIONS	1,435,147,313	155,867,129	1,591,446,110	1,485,571,816	99,651,128	6,223,166	0
JUDICIAL							
JUDICIAL DEPARTMENT							
10010 PERSONAL SERVICES	371,782,778	(2,000,000)	369,782,778	361,878,000	7,904,778	-	-
10020 OTHER EXPENSES	65,531,852	2,000,000	67,531,852	67,530,947	(74,095)	75,000	-
12025 FORENSIC SEX EVIDENCE EXAMS	1,348,010	-	1,348,010	1,280,847	67,163	-	-
12043 ALTERNATIVE INCARCERATION PROGRAM	50,836,434	2,850,151	53,686,585	53,632,668	53,917	-	-
12064 JUSTICE EDUCATION CENTER, INC.	475,449	33,721	509,170	486,426	22,744	-	-
12105 JUVENILE ALTERNATIVE INCARCERATION	28,789,960	2,544,417	31,334,377	29,417,071	1,917,306	-	-
12135 PROBATE COURT	13,359,024	-	13,359,024	13,359,024	-	-	-
12235 WORKERS' COMPENSATION CLAIMS	7,042,106	-	7,042,106	5,901,740	1,140,366	-	-
12284 INSURANCE RECOVERY	0	-	-	-	-	-	-
12375 YOUTHFUL OFFENDER STATUS	0	291,770	291,770	0	291,770	-	-
12376 VICTIM SECURITY ACCOUNT	8,792	-	8,792	4,230	4,562	-	-
12502 CHILDREN OF INCARCERATED PARENTS	493,728	35,446	529,174	496,658	32,516	-	-
12516 LEGAL AID	1,397,144	-	1,397,144	1,397,144	-	-	-
12555 YOUTH VIOLENCE INITIATIVE	2,299,486	153,731	2,453,217	2,028,029	425,188	-	-
12559 YOUTH SERVICES PREVENTION	5,769,997	313,135	6,083,132	5,128,795	954,337	-	-
12572 CHILDREN'S LAW CENTER	92,445	-	92,445	92,445	-	-	-
12573	3,424,373	-	3,424,373	3,424,373	-	-	-
12579 JUVENILE PLANNING	600,000	-	600,000	600,000	-	-	-
12616 JUVENILE JUSTICE OUTREACH SERVICES	24,713,343	1,559,028	26,272,371	24,183,891	2,088,480	-	-
12617 BOARD AND CARE FOR CHILDREN	7,732,474	555,131	8,287,605	8,287,605	-	-	-
12618	0	-	0	0	(150,000)	150,000	-
12634 COUNSEL FOR DOMESTIC VIOLENCE	1,875,000	-	1,875,000	937,500	937,500	-	-
AGENCY TOTAL	587,572,395	8,336,530	595,908,925	580,067,393	15,616,532	225,000	0
PUBLIC DEFENDER SERVICES COMMISSION							
10010 PERSONAL SERVICES	45,690,053	5,184,401	50,874,454	48,056,784	2,817,670	-	-
10020 OTHER EXPENSES	1,565,163	-	1,565,163	1,559,656	5,507	-	-
12076 ASSIGNED COUNSEL - CRIMINAL	23,222,393	-	23,222,393	20,837,403	2,384,990	-	-
12090 EXPERT WITNESSES	2,775,604	-	2,775,604	2,316,202	459,402	-	-
12106 TRAINING AND EDUCATION	119,748	152,500	272,248	272,039	209	-	-
AGENCY TOTAL	73,372,961	5,336,901	78,709,862	73,042,084	5,667,778	0	0
TOTAL JUDICIAL	660,945,356	13,673,431	674,618,787	653,109,477	21,284,310	225,000	0
NON-FUNCTIONAL							
12003 ADJUDICATED CLAIMS	0	50,576,501	50,576,501	50,576,501	-	-	-
12005 UNEMPLOYMENT COMPENSATION	7,915,000	-	7,915,000	2,700,519	5,214,481	-	-
12007 HIGHER EDUCATION ALTERNATIVE RETIREMENT SYSTEM	12,997,500	1,000,000	13,997,500	13,490,055	507,445	-	-
12008 PENSION AND RETIREMENTS - OTHER STATUTORY	2,191,248	-	2,191,248	2,052,118	139,130	-	-
12009 JUDGES & COMPENSATION COMMISSIONERS RETIREMENT	32,532,792	-	32,532,792	32,532,792	-	-	-
12010 INSURANCE - GROUP LIFE	10,514,900	-	10,514,900	10,461,618	53,282	-	-
12011 EMPLOYERS SOCIAL SECURITY TAX	232,940,179	17,000,000	249,940,179	248,984,874	955,305	-	-
12012 STATE EMPLOYEES HEALTH SERVICE COST	745,300,000	-	745,300,000	716,534,964	28,305,036	460,000	-
12013 RETIRED STATE EMPLOYEES HEALTH SERVICE COST	875,791,000	(111,832,000)	763,959,000	737,679,078	26,269,615	10,307	-
12015 RESERVE FOR SALARY ADJUSTMENTS	512,649,787	(379,788,487)	132,861,300	0	-	132,861,300	-
12016 TUITION REIMBURSEMENT - TRAINING AND TRAVEL	7,251,469	4,273,499	11,524,968	5,344,042	-	6,180,926	-
12018 OTHER POST EMPLOYMENT BENEFITS	85,657,863	-	85,657,863	84,070,613	1,587,250	-	-
12154 DEATH BENEFITS FOR STATE EMPLOYEES	0	13,100	13,100	13,100	-	-	-
12235 WORKERS' COMPENSATION CLAIMS	23,259,800	(750,000)	22,509,800	21,617,779	446,010	446,010	-
12285 DEBT SERVICE	1,987,098,186	211,400,000	2,198,498,186	1,979,815,182	6,983,004	211,700,000	-
12286 UCONN 2000 - DEBT SERVICE	219,070,756	(2,600,000)	216,470,756	216,188,806	281,950	-	-
12287 CHEFA DAY CARE SECURITY	5,500,000	-	5,500,000	3,667,508	1,832,492	-	-
12500 PENSION OBLIGATION BONDS - TRB	306,680,521	-	306,680,521	306,680,521	-	-	-
12608 SERS DEFINED CONTRIBUTION MATCH	17,096,788	-	17,096,788	10,979,835	6,116,953	-	-
12614 STATE EMPLOYEES RETIREMENT - NORMAL COST	167,611,504	-	167,611,504	167,611,504	-	-	-
12615 STATE EMPLOYEES RETIREMENT - UAL	1,400,199,989	-	1,400,199,989	1,400,199,989	-	-	-
12621 WORKERS COMP CLAIMS - UCONN	2,273,508	700,000	2,973,508	2,888,021	85,487	-	-
12622 WORKERS COMP CLAIMS - UCHC	3,500,413	-	3,500,413	3,087,348	413,065	-	-
12623 WORKERS COMP CLAIMS - CSCU	3,332,915	-	3,332,915	3,064,576	268,339	-	-
12624 WORKERS COMP CLAIMS - DCF	10,344,633	(1,999,999)	8,344,634	7,631,729	356,453	356,452	-
12625 WORKERS COMP CLAIMS - DMAS	16,827,213	1,900,001	18,727,214	18,162,609	282,303	282,302	-
12626 WORKERS COMP CLAIMS - DESPP	3,892,632	(900,000)	2,992,632	2,855,079	68,777	68,777	-
12627 WORKERS COMP CLAIMS - DDS	15,844,965	(1,300,000)	14,544,965	13,790,627	377,169	377,169	-
12628 WORKERS COMP CLAIMS - DOC	31,977,148	6,810,000	38,787,148	38,040,635	746,513	-	-
12647 PREMIUM PAY	0	110,945,606	110,945,606	110,386,150	559,456	-	-
17105 MUNICIPAL RESTRUCTURING	54,098,049	-	54,098,049	54,098,049	-	-	-
19001 NONFUNCTIONAL - CHANGE TO ACCRUALS FRINGE	-	-	-	(230,546,220)	230,546,220	-	-
TOTAL NON-FUNCTIONAL	6,794,350,758	(94,551,779)	6,699,798,979	6,034,660,001	311,089,765	354,049,213	0
TOTAL BUDGETED APPROPRIATIONS	\$ 23,216,560,263	\$ 310,464,167	\$ 23,527,492,220	\$ 22,198,901,250	\$ 425,842,475	\$ 829,259,005	\$ 73,489,490

SPECIAL REVENUE FUNDS

Statements:

EXHIBIT C	Balance Sheet
SCHEDULE C-1	Statement of Cash Receipts and Disbursements

Comments:

Special revenue funds account for the proceeds of specific revenue sources (other than for major capital projects) that are legally restricted to expenditure for specified purposes.

Transportation Fund Statements:

SCHEDULE C-2	Balance Sheet
SCHEDULE C-3	Statement of Unappropriated Surplus
SCHEDULE C-4	Statement of Estimated and Realized Revenue
SCHEDULE C-5	Statement of Appropriations and Expenditures

Comments:

The Transportation Fund operates under a budget adopted by the General Assembly. Its major sources of revenue are motor fuels taxes and motor vehicle receipts.

Other Budgeted Special Revenue Funds:

SCHEDULE C-6	Statement of Appropriations and Expenditures
--------------	--

Grant Funds:

SCHEDULE C-7	General Grants – Statement of Appropriations and Expenditures
SCHEDULE C-8	Transportation Grants – Statement of Appropriations and Expenditures

SPECIAL REVENUE FUNDS
BALANCE SHEET
JUNE 30, 2023

ASSETS

	CASH AND SHORT TERM INVESTMENTS	ACCRUED TAXES, ACCOUNTS, AND INTEREST RECEIVABLE	LOANS RECEIVABLE	DUE FROM OTHER FUNDS
12001 Transportation	\$ 497,591,785	\$ 296,894,459	\$ -	\$ -
12002 Municipal Revenue Sharing Fund	47,111	-	-	-
12003 Banking	43,539,601	-	-	-
12004 Insurance	62,592,644	-	-	-
12005 Probate Court Administration	29,734,852	-	-	-
12006 Consumer Counsel and Public Utility Control	17,294,792	-	-	-
12007 Workers Compensation	17,377,966	-	-	-
12008 Siting Council	1,040,720	(14,246)	-	-
12009 Mashantucket Pequot and Mohegan Fund	217,425	-	-	-
12010 Soldiers, Sailors, and Marines	(7,840,565)	-	-	-
12011 Public Bus Transportation	2,596,455	-	-	-
12012 Municipal Employees Retirement	1,915,630	-	-	-
12013 Regional Market Operation	(340,472)	-	-	-
12014 Criminal Injuries Compensation Fund	3,711,980	-	-	-
12015 Vending Facilities Operators Fringe Benefits	9,704	-	-	-
12016 Recreation and Natural Heritage Trust	1,721,208	-	-	-
12019 State University Operating Fund	353,004,372	-	-	-
12020 Regional Comm/Tech Colleges Operating Fund	187,275,458	-	-	-
12021 Tax Exempt Proceeds Fund	3,703,189	-	-	-
12030 Special Assessment Unemployment Compensation	-	-	-	-
12033 Economic Development	13,677,368	-	5,650,092	-
12034 Economic Assistance Bond Fund	10,985,578	-	-	-
12035 Economic Assistance Revolving Fund	230,590,936	-	234,518,787	-
12036 Connecticut Works	-	-	14,948,399	-
12037 Tobacco Settlement	36,365,945	-	-	-
12039 Housing Repayment & Revolving Loans - Taxable	6,539,380	-	436,939,232	-
12040 Housing Repayment & Revolving Loans - Tax Exempt	2,730,068	-	-	-
12047 Child Care Facilities	243,593	-	-	-
12050 Local Capital Improvement	4,887,513	-	-	-
12051 Capital Equipment Purchase	23,260,591	5,155	-	-
12053 Economic Development and Other Grants	1,252,821	-	-	-
12055 Housing for Homeless Persons with AIDS	421,733	-	-	-
12056 Budget Reserve	4,635,173,119	-	-	-
12058 Special Contaminated Property Remediation/Insurance	1,650,570	-	243,205	-
12059 Hartford Downtown Redevelopment	913	-	-	-
12060 Federal & Other Restricted Account	2,360,405,378	77,308,237	124,306,294	-
12062 Transportation Grant & Restricted Account	41,172,874	(1,636,734)	-	-
12063 Housing Assistance Fund - Parent	(40,028)	-	-	-
12064 Housing Assistance Bond Fund - Taxable	25,442,492	-	-	-
12065 Housing Assistance Bond Fund - Tax Exempt	2,746,092	-	790,765	-
12066 Housing Trust Fund	14,329,010	-	186,194,599	-
12067 Ct Bioscience Collaboration	-	-	-	-
12068 Bioscience Innovation	1,814	-	-	-
12069 Tourism Fund	2,639,545	2,636,176	-	-
12070 Sport Wagering Regulatory Fund	1,830,507	-	-	-
Various Employment Security	42,318,556	(1,906,101)	-	-
Various Grants to Local Governments and Others	211,339,578	-	-	-
Various University/Health Center Operating Fund	432,988,195	-	-	-
Various University/Health Center Research Foundation	51,347,927	-	-	-
Totals	\$ 9,369,495,923	\$ 373,286,946	\$ 1,003,591,373	\$ -

LIABILITIES, RESERVES, FUND BALANCES, AND SURPLUS

TOTAL ASSETS	ACCOUNTS PAYABLE	RESERVE FOR RECEIVABLES	APPROPRIATIONS CONTINUED	FUND BALANCES AND SURPLUS	TOTAL LIABILITIES, RESERVES, FUND BALANCES, AND SURPLUS
\$ 794,486,244	\$ 34,397,324	\$ -	\$ 80,942,591	\$ 679,146,329	\$ 794,486,244
47,111	-	-	12,500,000	(12,452,889)	47,111
43,539,601	930,234	-	-	42,609,367	43,539,601
62,592,644	4,029,565	-	5,636,862	52,926,217	62,592,644
29,734,852	-	-	23,015,151	6,719,701	29,734,852
17,294,792	1,071,123	-	61,316	16,162,353	17,294,792
17,377,966	711,112	-	559,498	16,107,356	17,377,966
1,026,474	-	-	457,870	568,604	1,026,474
217,425	-	-	-	217,425	217,425
(7,840,565)	-	-	-	(7,840,565)	(7,840,565)
2,596,455	-	-	2,596,515	(60)	2,596,455
1,915,630	-	-	497,658	1,417,972	1,915,630
(340,472)	-	-	-	(340,472)	(340,472)
3,711,980	84,530	-	-	3,627,450	3,711,980
9,704	-	-	-	9,704	9,704
1,721,208	-	-	878,829	842,379	1,721,208
353,004,372	-	-	975,778,294	(622,773,922)	353,004,372
187,275,458	-	-	373,108,085	(185,832,627)	187,275,458
3,703,189	-	-	2,711,695	991,494	3,703,189
-	-	-	-	-	-
19,327,460	-	5,650,092	3,994,085	9,683,283	19,327,460
10,985,578	-	-	849,703,516	(838,717,938)	10,985,578
465,109,723	-	234,518,787	45,919,845	184,671,091	465,109,723
14,948,399	-	14,948,399	-	-	14,948,399
36,365,945	-	-	-	36,365,945	36,365,945
443,478,612	-	436,939,232	3,260,107	3,279,273	443,478,612
2,730,068	-	-	-	2,730,068	2,730,068
243,593	-	-	-	243,593	243,593
4,887,513	-	-	749,885,751	(744,998,238)	4,887,513
23,265,746	-	-	393,901,373	(370,635,627)	23,265,746
1,252,821	-	-	3,348,828	(2,096,007)	1,252,821
421,733	-	-	12,345,132	(11,923,399)	421,733
4,635,173,119	-	-	-	4,635,173,119	4,635,173,119
1,893,775	-	243,205	6,666,517	(5,015,947)	1,893,775
913	-	-	325	588	913
2,562,019,909	54	124,306,294	5,118,879,918	(2,681,166,357)	2,562,019,909
39,536,140	-	-	3,217,958,969	(3,178,422,829)	39,536,140
(40,028)	-	-	336,597,128	(336,637,156)	(40,028)
25,442,492	-	-	61,732,259	(36,289,767)	25,442,492
3,536,857	-	790,765	52,453,054	(49,706,962)	3,536,857
200,523,609	-	186,194,599	212,045,407	(197,716,397)	200,523,609
-	-	-	-	-	-
1,814	-	-	47,200,000	(47,198,186)	1,814
5,275,721	(53)	-	9,629	5,266,145	5,275,721
1,830,507	-	-	1,810,487	20,020	1,830,507
40,412,455	-	-	127,410,511	(86,998,056)	40,412,455
211,339,578	-	-	1,868,715,491	(1,657,375,913)	211,339,578
432,988,195	-	-	2,187,689,861	(1,754,701,666)	432,988,195
51,347,927	-	-	173,393,081	(122,045,154)	51,347,927
\$ 10,746,374,242	\$ 41,223,889	\$ 1,003,591,373	\$ 16,953,665,638	\$ (7,252,106,658)	\$ 10,746,374,242

**SPECIAL REVENUE FUNDS
STATEMENT OF CASH RECEIPTS AND DISBURSEMENTS
FISCAL YEAR ENDED JUNE 30, 2023**

RECEIPTS AND

		CASH AND SHORT TERM INVESTMENTS JULY 1, 2022	TAXES	OTHER RECEIPTS	SALE OF BONDS
12001	Transportation	\$ 376,474,979	\$ 1,577,178,303	\$ 414,245,495	\$ -
12002	Municipal Revenue Sharing Fund	47,111	-	-	-
12003	Banking	29,060,667	-	40,710,258	-
12004	Insurance	30,944,825	-	122,813,339	-
12005	Probate Court Administration	8,391,872	-	72,673,755	-
12006	Consumer Counsel and Public Utility Control	14,355,779	-	30,642,790	-
12007	Workers' Compensation	14,831,390	-	26,810,450	-
12008	Siting Council	1,318,285	-	1,539,222	-
12009	Mashantucket Pequot and Mohegan Fund	105,030	-	-	-
12010	Soldiers, Sailors, and Marines	(7,840,565)	-	-	-
12011	Public Bus Transportation	2,508,579	-	16,700,372	-
12012	Municipal Employees Retirement	1,867,594	-	2,484,950	-
12013	Regional Market Operations	(340,472)	-	-	-
12014	Criminal Injuries Compensation	3,677,491	-	2,068,093	-
12015	Vending Facilities Operators Fringe Benefits	11	-	9,694	-
12016	Recreation and Natural Heritage Trust	1,656,116	-	65,092	-
12019	State University Operating Fund	292,875,864	-	798,047,608	-
12020	Regional Comm/Tech Colleges Operating Fund	125,669,265	-	286,452,358	-
12021	Tax Exempt Proceeds Fund	3,729,144	-	-	-
12030	Special Assessment Unemployment Compensation	64,976	-	-	-
12033	Economic Development	12,816,442	-	962,920	-
12034	Economic Assistance Bond Fund	16,234,188	-	-	14,000,000
12035	Economic Assistance Revolving Fund	198,907,557	-	41,742,640	-
12037	Tobacco Settlement	33,465,942	-	127,290,859	-
12039	Housing Repayment & Revolving Loans - Taxable	6,292,624	-	1,166,339	-
12040	Housing Repayment & Revolving Loans - Tax Exempt	2,730,068	-	-	-
12047	Child Care Facilities	243,593	-	-	-
12050	Local Capital Improvement	3,188,924	-	-	30,000,000
12051	Capital Equipment Purchase	16,198,233	-	(5,154)	25,000,000
12053	Economic Development and Other Grants	1,252,821	-	-	-
12055	Housing for Homeless Persons with AIDS	421,733	-	-	-
12056	Budget Reserve	6,159,413,740	-	-	-
12058	Special Contaminated Property Remediation/Insurance	1,569,846	-	92,855	-
12059	Hartford Downtown Redevelopment	913	-	-	-
12060	Federal & Other Restricted Account	3,006,984,283	* 456,868,378	10,249,056,011	-
12062	Transportation Grant & Restricted Account	108,452,645	13,416,443	1,041,770,367	-
12063	Housing Assistance Fund Parent	(37,166)	-	-	-
12064	Housing Assistance Bond Fund - Taxable	53,647,592	-	-	-
12065	Housing Assistance Bond Fund - Tax Exempt	31,427,466	-	-	-
12066	Housing Trust Fund	2,961,172	-	167,525	68,915,000
12067	Ct Bioscience Collaboration	569,347	-	-	-
12068	Bioscience Innovation	(9,778,186)	-	-	13,780,000
12069	Tourism Fund	2,435,750	13,597,274	(10,054)	-
12070	Sports Wagering Regulatory Fund	851,012	-	3,078,878	-
Various	Employment Security	11,893,441	-	96,496,766	-
Various	Grants to Local Governments and Others	76,797,119	-	-	423,730,854
Various	University/Health Center Operating Fund	444,233,832	-	1,693,664,307	-
Various	University/Health Center Research Foundation	73,318,955	-	279,281,258	-
		<u>\$ 11,155,891,827</u>	<u>\$ 2,061,060,398</u>	<u>\$ 15,350,018,993</u>	<u>\$ 575,425,854</u>

*Beginning cash has been restated from 6/30/2022

SCHEDULE C-1

TRANSFERS

DISBURSEMENTS

INTERFUND TRANSFERS		TOTALS	CURRENT EXPENSES, FIXED CHARGES, AND CAPITAL OUTLAY		CASH AND SHORT TERM INVESTMENTS
					JUNE 30, 2023
\$	(5,500,000)	\$ 2,362,398,777	\$	1,864,806,992	\$ 497,591,785
	-	47,111		-	47,111
	-	69,770,925		26,231,324	43,539,601
	984,694	154,742,858		92,150,214	62,592,644
	-	81,065,627		51,330,775	29,734,852
	-	44,998,569		27,703,776	17,294,793
	65,888	41,707,728		24,329,762	17,377,966
	-	2,857,507		1,816,787	1,040,720
	51,500,000	51,605,030		51,387,605	217,425
	-	(7,840,565)		-	(7,840,565)
	-	19,208,951		16,612,496	2,596,455
	-	4,352,544		2,436,914	1,915,630
	-	(340,472)		-	(340,472)
	7,303	5,752,887		2,040,907	3,711,980
	-	9,705		-	9,705
	-	1,721,208		-	1,721,208
	(30,230,476)	1,060,692,996		707,688,624	353,004,372
	200,976	412,322,599		225,047,141	187,275,458
	-	3,729,144		25,955	3,703,189
	(64,976)	-		-	-
	-	13,779,362		101,994	13,677,368
	-	30,234,188		19,248,610	10,985,578
	-	240,650,197		10,059,261	230,590,936
	(124,390,856)	36,365,945.00		-	36,365,945
	-	7,458,963		919,583	6,539,380
	-	2,730,068		-	2,730,068
	-	243,593		-	243,593
	-	33,188,924		28,301,411	4,887,513
	-	41,193,079		17,932,488	23,260,591
	-	1,252,821		-	1,252,821
	-	421,733		-	421,733
	(1,524,240,621)	4,635,173,119		-	4,635,173,119
	-	1,662,701		12,131	1,650,570
	-	913		-	913
	(225,386,639)	13,487,522,033		11,127,066,658	2,360,455,375
	-	1,163,639,455		1,122,466,581	41,172,874
	-	(37,166)		2,862	(40,028)
	-	53,647,592		28,205,100	25,442,492
	-	31,427,466		28,681,374	2,746,092
	-	72,043,697		57,714,687	14,329,010
	-	569,347		569,347	-
	-	4,001,814.00		4,000,000	1,814
	-	16,022,970.00		13,383,425	2,639,545
	-	3,929,890.00		2,099,383	1,830,507
	6,306,329	114,696,536		72,377,980	42,318,556
	-	500,527,973		289,188,395	211,339,578
	774,517	2,138,672,656		1,705,684,461	432,988,195
	89,682	352,689,895		301,341,968	51,347,927
<u>\$</u>	<u>(1,849,884,179)</u>	<u>\$ 27,292,512,893</u>	<u>\$</u>	<u>17,922,966,971</u>	<u>\$ 9,369,545,922</u>

**TRANSPORTATION FUND
BALANCE SHEET
JUNE 30, 2023**

SCHEDULE C-2

Assets

Cash and Short Term Investments	\$	497,591,785
Accrued Taxes Receivable		290,617,717
Accrued Interest Receivable		<u>6,276,746</u>
Total Assets	\$	<u>794,486,247</u>

Liabilities, Reserves and Surplus

Accounts Payable	\$	34,397,324
Appropriations to be Continued to Fiscal Year 2023-2024		80,942,595
Unappropriated Surplus - Schedule C-3		<u>679,146,329</u>
Total Liabilities, Reserves and Surplus	\$	<u>794,486,247</u>

**TRANSPORTATION FUND
STATEMENT OF UNAPPROPRIATED SURPLUS
FISCAL YEAR ENDED JUNE 30, 2023**

SCHEDULE C-3

Realized Revenue - Schedule C-4	\$ 2,069,405,191
Expenditures - Schedule C-5	1,864,806,992
Expenditure Adjustment not reflected on Schedule C-5	
Excess Revenue over Expenditures	204,598,199
Miscellaneous Adjustments	1,413,206
Prior Year Budgeted Appropriations Continued to Fiscal Year 2022-2023	156,316,646
Budgeted Appropriations Continued to Fiscal Year 2023-2024	<u>(80,942,590)</u>
Operating Surplus	281,385,461
Unappropriated Surplus, July 1, 2022	<u>397,760,868</u>
Unappropriated Surplus, June 30, 2023	<u>\$ 679,146,329</u>

**TRANSPORTATION FUND
STATEMENT OF ESTIMATED AND REALIZED REVENUE
FISCAL YEAR ENDED JUNE 30, 2023**

SCHEDULE C-4

	<u>Realized Revenue</u>	<u>Budgeted Revenue</u>	<u>Realized Over (Under) Budgeted</u>
TAXES			
Motor Fuels Tax	\$ 261,972,788	\$ 344,400,000	\$ (82,427,212)
Oil Companies	383,490,614	402,400,000	(18,909,386)
Sales and Use Tax	837,629,589	794,100,000	43,529,589
Sales Tax - DMV	117,110,694	106,300,000	10,810,694
Highway Use	29,275,948	45,000,000	(15,724,052)
Totals	<u>1,629,479,633</u>	<u>1,692,200,000</u>	<u>(62,720,367)</u>
Less Refunds	<u>(8,910,607)</u>	<u>(16,200,000)</u>	<u>7,289,393</u>
Net Taxes	<u>1,620,569,026</u>	<u>1,676,000,000</u>	<u>(55,430,974)</u>
OTHER REVENUE			
Motor Vehicle Receipts	254,574,902	269,000,000	(14,425,098)
Licenses, Permits and Fees	126,358,488	142,100,000	(15,741,512)
Interest Income	71,870,437	3,300,000	68,570,437
Federal Grants	10,259,484	10,100,000	159,484
Transfer From Other Funds	(5,500,000)	(5,500,000)	-
Transfer to Emissions Enterprise Fund	<u>-</u>	<u>-</u>	<u>-</u>
Totals	<u>457,563,311</u>	<u>419,000,000</u>	<u>38,563,311</u>
Less Refunds of Payments	<u>(8,727,146)</u>	<u>(3,100,000)</u>	<u>(5,627,146)</u>
Net Other Revenue	<u>448,836,165</u>	<u>415,900,000</u>	<u>32,936,165</u>
Total Budgeted Revenue	<u>\$ 2,069,405,191</u>	<u>\$ 2,091,900,000</u>	<u>\$ (22,494,809)</u>

**STATE OF CONNECTICUT TRANSPORTATION FUND
STATEMENT OF APPROPRIATIONS AND EXPENDITURES
FISCAL YEAR ENDED JUNE 30, 2023**

	CONTINUED & INITIAL APPROPRIATIONS	APPROPRIATION ADJUSTMENTS	TOTAL APPROPRIATIONS	EXPENDITURES	APPROPRIATIONS LAPSED	CONTINUED
GENERAL GOVERNMENT						
OFFICE OF POLICY AND MANAGEMENT						
10010 PERSONAL SERVICES	647,790	96,334	744,124	606,878	137,246	-
TOTAL OFFICE AND POLICY MANAGEMENT	647,790	96,334	744,124	606,878	137,246	-
DEPARTMENT OF ADMINISTRATIVE SERVICES						
10010 PERSONAL SERVICES	2,693,005	373,022	3,066,027	2,583,747	482,280	-
12507 INSURANCE AND RISK MANAGEMENT	11,011,449	5,200,000	16,211,449	13,658,761	-	2,552,688
12511 IT Services	912,959	-	912,959	912,959	-	-
TOTAL DEPT OF ADMINISTRATIVE SERVICES	14,617,413	5,573,022	20,190,435	17,155,467	482,280	2,552,688
TOTAL GENERAL GOVERNMENT	15,265,203	5,669,356	20,934,559	17,762,345	619,526	2,552,688
REGULATION AND PROTECTION						
DEPARTMENT OF MOTOR VEHICLES						
10010 PERSONAL SERVICES	53,440,954	1,342,412	54,783,366	48,337,021	2,446,345	4,000,000
10020 OTHER EXPENSES	17,403,137	-	17,403,137	17,392,613	10,524	-
10050 EQUIPMENT	468,756	-	468,756	468,519	237	-
12067 DMV MODERNIZATION	7,110,009	5,000,000	12,110,009	10,985,715	1,124,294	-
12091 CVISN PROJECT	324,676	-	324,676	316,800	7,876	-
TOTAL REGULATION AND PROTECTION	78,747,532	6,342,412	85,089,944	77,500,668	3,589,276	4,000,000
CONSERVATION AND DEVELOPMENT						
DEPARTMENT OF ENERGY AND ENVIRONMENTAL PROTECTION						
10010 PERSONAL SERVICES	3,411,485	288,406	3,699,891	2,548,665	1,151,226	-
10020 OTHER EXPENSES	10,701,974	-	10,701,974	701,974	-	10,000,000
TOTAL CONSERVATION AND DEVELOPMENT	14,113,459	288,406	14,401,865	3,250,639	1,151,226	10,000,000
TRANSPORTATION						
DEPARTMENT OF TRANSPORTATION						
10010 PERSONAL SERVICES	205,108,484	21,443,569	226,552,053	204,366,366	22,185,687	-
10020 OTHER EXPENSES	52,611,974	9,518,000	62,129,974	60,603,223	91,576	1,435,175
10050 EQUIPMENT	1,341,329	1,831,845	3,173,174	2,003,291	-	1,169,883
10070 MINOR CAPITOL PROJECTS	449,639	543,489	993,128	433,689	-	559,439
12017 HIGHWAY PLANNING AND RESEARCH	3,060,131	2,878,409	5,938,540	3,295,269	(1)	2,643,272
12168 RAIL OPERATIONS	182,875,045	73,712	182,948,757	148,323,231	34,625,526	-
12175 BUS OPERATIONS	220,168,000	801,619	220,969,619	180,455,716	40,513,903	-
12378 ADA PARA-TRANSIT PROGRAM	42,578,488	-	42,578,488	39,871,702	2,706,786	-
12379 NON-ADA DIAL-A-RIDE PROGRAM	576,361	-	576,361	576,359	2	-
12518 PAY-AS-YOU-GO TRANSPORTATION	17,408,298	108,315,431	125,723,729	69,953,523	1	55,770,205
12590 PORT AUTHORITY	400,000	3,000,000	3,400,000	3,400,000	-	-
12630 TRANSPORTATION ASSET MANAGEMENT	3,000,000	-	6,000,000	3,188,072	-	2,811,928
16276 TRANSPORTATION TO WORK	2,370,629	-	2,370,629	2,370,629	-	-
TOTAL TRANSPORTATION	731,948,378	148,406,074	883,354,452	718,841,070	100,123,480	64,389,902
NON-FUNCTIONAL						
12285 DEBT SERVICE	842,720,480	(5,100,000)	837,620,480	810,726,881	26,893,599	-
12015 RESERVE FOR SALARY ADJUSTMENTS	9,184,921	(9,184,921)	-	-	-	-
12235 WORKERS' COMPENSATION	6,723,297	-	6,723,297	5,659,252	1,064,045	-
12005 UNEMPLOYMENT COMPENSATION	382,000	-	382,000	169,573	212,427	-
12010 GROUP LIFE INSURANCE	419,300	-	419,300	367,970	51,330	-
12011 EMPLOYERS SOCIAL SECURITY TAX	18,413,216	100,000	18,513,216	18,427,353	85,863	-
12012 STATE EMPLOYEES HEALTH SERVICE COST	60,292,606	-	60,292,606	56,538,127	3,754,479	-
12018 OTHER POST EMPLOYMENT BENEFITS	5,733,422	-	5,733,422	5,515,143	218,279	-
12608 SERS DEFINED CONTRIBUTION MATCH	1,082,041	-	1,082,041	742,590	339,451	-
12614 ST EMPLOYEES RETIREMENT - NORMAL COST	21,346,200	-	21,346,200	21,346,200	-	-
12615 STATE EMPLOYEES RETIREMENT - UAL	163,773,082	-	163,773,082	163,773,082	-	-
19001 NONFUNCTIONAL - CHANGE TO ACCRUALS	-	-	-	(35,813,900)	35,813,000	-
TOTAL NON-FUNCTIONAL	1,130,070,565	(14,184,921)	1,115,885,644	1,047,452,270	68,432,473	-
TOTAL BUDGETED APPROPRIATIONS	\$ 1,970,145,137	\$ 146,521,327	\$ 2,119,666,464	\$ 1,864,806,992	\$ 173,915,981	\$ 80,942,590

**OTHER BUDGETED SPECIAL REVENUE FUNDS
STATEMENT OF APPROPRIATIONS AND EXPENDITURES
FISCAL YEAR ENDED JUNE 30, 2023**

	CONTINUED AND INITIAL APPROPRIATION	APPROPRIATION ADJUSTMENTS	TOTAL APPROPRIATIONS	EXPENDITURES	APPROPRIATIONS LAPSED	CONTINUED
BANKING FUND - 12003						
DEPARTMENT OF BANKING						
10010 PERSONAL SERVICES	\$ 12,339,923	\$ 1,439,067	\$ 13,778,990	\$ 11,274,082	\$ 2,504,908	\$ -
10020 OTHER EXPENSES	1,266,070	44,644	1,310,714	1,267,691	43,023	-
10050 EQUIPMENT	44,900	(44,644)	256	256	-	-
12244 FRINGE BENEFITS	11,224,469	-	11,224,469	10,422,839	801,630	-
12262 INDIRECT OVERHEAD	554,708	-	554,708	554,708	-	-
AGENCY TOTAL	25,430,070	1,439,067	26,869,137	23,519,576	3,349,561	-
DEPARTMENT OF ADMINISTRATIVE SERVICES						
10010 PERSONAL SERVICES	303,203	27,227	330,430	94,785	235,645	-
12244 FRINGE BENEFITS	272,883	-	272,883	81,773	191,110	-
12511 IT SERVICES	269,227	-	269,227	267,430	1,797	-
AGENCY TOTAL	845,313	27,227	872,540	443,988	428,552	-
DEPARTMENT OF LABOR						
12232 OPPORTUNITY INDUSTRIAL CENTERS	475,331	22,798	498,129	485,481	12,648	-
12471 CUSTOMIZED SERVICES	951,401	24,330	975,731	873,228	102,503	-
AGENCY TOTAL	1,426,732	47,128	1,473,860	1,358,709	115,151	-
DEPARTMENT OF HOUSING						
12432 FAIR HOUSING	670,000	-	670,000	670,000	-	-
AGENCY TOTAL	670,000	-	670,000	670,000	-	-
JUDICIAL DEPARTMENT						
12472 FORECLOSURE MEDIATION PROGRAM	2,142,821	-	2,142,821	2,137,371	5,450	-
AGENCY TOTAL	2,142,821	-	2,142,821	2,137,371	5,450	-
STATE COMPTROLLER						
19001 NONFUNCTIONAL-CHANGE TO ACCRUALS	-	-	-	(1,898,319)	1,898,319	-
AGENCY TOTAL	-	-	-	(1,898,319)	1,898,319	-
TOTAL BANKING FUND	\$ 30,514,936	\$ 1,513,422	\$ 32,028,358	\$ 26,231,325	\$ 5,797,033	\$ -
INSURANCE FUND - 12004						
INSURANCE DEPARTMENT						
10010 PERSONAL SERVICES	\$ 15,454,654	\$ 1,749,733	\$ 17,204,387	\$ 14,704,501	\$ 2,499,886	\$ -
10020 OTHER EXPENSES	1,451,907	120,000	1,571,907	1,569,882	2,025	-
10050 EQUIPMENT	52,500	-	52,500	51,978	522	-
12244 FRINGE BENEFITS	14,140,718	-	14,140,718	13,328,446	812,272	-
12262 INDIRECT OVERHEAD	325,994	-	325,994	325,994	-	-
AGENCY TOTAL	31,425,773	1,869,733	33,295,506	29,980,801	3,314,705	-
DEPARTMENT OF ADMINISTRATIVE SERVICES						
10010 PERSONAL SERVICES	\$ 755,980	\$ 27,848	\$ 783,828	\$ 583,696	\$ 200,132	\$ -
12244 FRINGE BENEFITS	688,509	-	688,509	550,693	137,816	-
12511 IT SERVICES	280,136	-	280,136	280,135	-	-
AGENCY TOTAL	1,724,625	27,848	1,752,473	1,414,524	337,948	-
OFFICE OF HEALTHCARE ADVOCATE						
10010 PERSONAL SERVICES	1,596,513	220,388	1,816,901	1,620,031	196,870	-
10020 OTHER EXPENSES	277,991	-	277,991	210,303	67,688	-
10050 EQUIPMENT	5,000	-	5,000	4,715	285	-
12244 FRINGE BENEFITS	1,472,372	78,281	1,550,653	1,550,653	-	-
12262 INDIRECT OVERHEAD	95,934	-	95,934	95,934	-	-
AGENCY TOTAL	3,447,810	298,669	3,746,479	3,481,636	264,843	-
DEPARTMENT OF HOUSING						
12605 CRUMBLING FOUNDATIONS	158,383	31,770	190,153	170,311	19,842	-
AGENCY TOTAL	158,383	31,770	190,153	170,311	19,842	-
DEPARTMENT OF PUBLIC HEALTH						
12100 NEEDLE AND SYRINGE EXCHANGE PROGRAM	487,197	40,888	528,085	468,498	-	59,587
12126 CHILDREN'S HEALTH INITIATIVE	3,058,369	277,787	3,336,156	3,151,454	64,489	120,213
12236 AIDS SERVICES	5,050,006	297,406	5,347,412	4,561,574	390,262	395,576
12255 BREAST AND CERVICAL CANCER DETECTION AND TREAT	2,577,980	218,155	2,796,135	2,435,580	129,580	230,975
12563 IMMUNIZATION SERVICES	64,145,438	55,134	64,200,572	40,908,975	23,291,597	-
16112 X-RAY SCREENING AND TUBERCULOSIS CARE	1,064,639	2,905	1,067,544	805,265	161,032	101,247
17013 VENEREAL DISEASE CONTROL	221,126	4,450	225,576	157,509	7,629	60,438
AGENCY TOTAL	76,604,755	896,725	77,501,480	52,488,855	24,044,589	968,036
OFFICE OF POLICY AND MANAGEMENT						
10010 PERSONAL SERVICES	341,332	39,165	380,497	196,636	183,861	-

	CONTINUED AND INITIAL		TOTAL		APPROPRIATIONS	
	APPROPRIATION	ADJUSTMENTS	APPROPRIATIONS	EXPENDITURES	LAPSED	CONTINUED
10020 OTHER EXPENSES	6,012	-	6,012	-	-	6,012
12244 FRINGE BENEFITS	252,488	-	252,488	143,875	108,613	-
AGENCY TOTAL	599,832	39,165	638,997	340,511	292,474	6,012

OFFICE OF HEALTH STRATEGY

10010 PERSONAL SERVICES	1,025,464	116,469	1,141,933	1,101,999	39,934	-
10020 OTHER EXPENSES	10,058,760	-	10,058,760	5,395,946	-	4,662,814
10050 EQUIPMENT	10,000	-	10,000	7,483	2,517	-
12244 FRINGE BENEFITS	839,589	151,761	991,350	991,350	-	-
AGENCY TOTAL	11,933,813	268,230	12,202,043	7,496,778	42,451	4,662,814

DEPARTMENT OF MENTAL HEALTH AND ADDITION SERVICES

12157 MANAGED SERVICE SYSTEM	412,377	22,310	434,687	434,687	-	-
AGENCY TOTAL	412,377	22,310	434,687	434,687	-	-

STATE DEPARTMENT ON REHABILITATION

12565 FALL PREVENTION	390,455	4,705	395,160	119,898	275,262	-
AGENCY TOTAL	390,455	4,705	395,160	119,898	275,262	-

STATE COMPTROLLER

19001 NONFUNCTIONAL-CHANGE TO ACCRUALS	-	-	-	(3,777,787)	3,777,787	-
AGENCY TOTAL	-	-	-	(3,777,787)	3,777,787	-
TOTAL INSURANCE FUND	\$ 126,697,823	\$ 3,459,155	\$ 130,156,978	\$ 92,150,214	\$ 32,369,901	\$ 5,636,862

CONSUMER COUNSEL AND PUBLIC UTILITY CONTROL FUND - 12006

OFFICE OF CONSUMER COUNSEL

10010 PERSONAL SERVICES	\$ 1,878,999	\$ 162,415	\$ 2,041,414	\$ 1,602,883	\$ 438,531	\$ -
10020 OTHER EXPENSES	332,907	-	332,907	238,125	94,782	-
10050 EQUIPMENT	2,200	-	2,200	2,200	-	-
12244 FRINGE BENEFITS	1,822,629	-	1,822,629	1,501,846	320,783	-
12262 INDIRECT OVERHEAD	56,441	-	56,441	56,441	-	-
AGENCY TOTAL	4,093,176	162,415	4,255,591	3,401,495	854,096	-

DEPARTMENT OF ADMINISTRATIVE SERVICES

10010 PERSONAL SERVICES	75,437	35,954	111,391	89,233	22,158	-
12244 FRINGE BENEFITS	66,717	29,602	96,319	96,319	-	-
AGENCY TOTAL	142,154	65,556	207,710	185,552	22,158	-

DEPARTMENT OF ENVIRONMENTAL PROTECTION

10010 PERSONAL SERVICES	14,155,238	1,396,085	15,551,323	13,388,373	2,162,950	-
10020 OTHER EXPENSES	1,479,367	-	1,479,367	1,340,634	97,613	41,120
10050 EQUIPMENT	19,500	-	19,500	19,500	-	-
12244 FRINGE BENEFITS	12,928,377	-	12,928,377	10,556,217	2,372,160	-
12262 INDIRECT OVERHEAD	306,838	-	306,838	306,838	-	-
AGENCY TOTAL	28,889,320	1,396,085	30,285,405	25,611,562	4,632,723	41,120

OFFICE OF POLICY AND MANAGEMENT

10010 PERSONAL SERVICES	194,591	-	194,591	96,801	97,790	-
10020 OTHER EXPENSES	104,800	-	104,800	84,604	-	20,196
12244 FRINGE BENEFITS	46,666	138,195	184,861	101,944	82,917	-
AGENCY TOTAL	346,057	138,195	484,252	283,349	180,707	20,196

STATE COMPTROLLER

19001 NONFUNCTIONAL-CHANGE TO ACCRUALS	-	-	-	(1,778,181)	1,778,181	-
AGENCY TOTAL	-	-	-	(1,778,181)	1,778,181	-
TOTAL CONSUMER COUNSEL AND PUBLIC UTILITY CONT	\$ 33,470,707	\$ 1,762,251	\$ 35,232,958	\$ 27,703,777	\$ 7,467,865	\$ 61,316

WORKERS' COMPENSATION FUND - 12007

DIVISION OF CRIMINAL JUSTICE

10010 PERSONAL SERVICES	\$ 627,050	\$ (148,435)	\$ 478,615	\$ 397,711	\$ 80,904	\$ -
10020 OTHER EXPENSES	798,949	(788,521)	10,428	10,417	(559,487)	559,498
12244 FRINGE BENEFITS	428,887	-	428,887	381,430	47,457	-
AGENCY TOTAL	1,854,886	(936,956)	917,930	789,558	(431,126)	559,498

DEPARTMENT OF ADMINISTRATIVE SERVICES

10010 PERSONAL SERVICES	649,615	20,192	669,807	621,084	48,723	-
12244 FRINGE BENEFITS	626,126	42,524	668,650	668,650	-	-
12511 IT SERVICES	199,938	-	199,938	199,931	-	-
AGENCY TOTAL	1,475,679	62,716	1,538,395	1,489,665	48,723	-

DEPARTMENT OF LABOR

12045 OCCUPATIONAL HEALTH CLINICS	695,585	25,062	720,647	685,882	34,765	-
AGENCY TOTAL	695,585	25,062	720,647	685,882	34,765	-

DEPARTMENT OF REHABILITATIVE SERVICES

10010 PERSONAL SERVICES	553,959	86,350	640,309	482,618	157,691	-
10020 OTHER EXPENSES	48,440	-	48,440	43,625	4,815	-
12066 REHABILITATIVE SERVICES	1,000,721	-	1,000,721	324,909	675,812	-

	CONTINUED AND INITIAL		TOTAL		APPROPRIATIONS	
	APPROPRIATION	ADJUSTMENTS	APPROPRIATIONS	EXPENDITURES	LAPSED	CONTINUED
12244 FRINGE BENEFITS	528,434	-	528,434	456,436	71,998	-
AGENCY TOTAL	2,131,554	86,350	2,217,904	1,307,588	910,316	-
WORKERS' COMPENSATION COMMISSION						
10010 PERSONAL SERVICES	9,704,530	1,101,500	10,806,030	9,083,658	\$ 1,722,372	-
10020 OTHER EXPENSES	2,476,091	788,521	3,264,612	2,705,114	559,498	-
10050 EQUIPMENT	1	-	1	-	1	-
12244 FRINGE BENEFITS	10,027,758	-	10,027,758	8,874,410	1,153,348	-
12262 INDIRECT OVERHEAD	380,125	-	380,125	380,125	-	-
AGENCY TOTAL	22,588,505	1,890,021	24,478,526	21,043,307	3,435,219	-
STATE COMPTROLLER						
19001 NONFUNCTIONAL-CHANGE TO ACCRUALS	-	-	-	(986,236)	986,236	-
AGENCY TOTAL	-	-	-	(986,236)	986,236	-
TOTAL WORKERS' COMPENSATION FUND	\$ 28,746,209	\$ 1,127,193	\$ 29,873,402	\$ 24,329,764	\$ 4,984,133	\$ 559,498
MASHANTUCKET PEQUOT AND MOHEGAN FUND - 12009						
NON-FUNCTIONAL						
17005 GRANTS TO TOWNS	\$ 51,481,796	\$ -	\$ 51,481,796	\$ 51,387,605	\$ 94,191	\$ -
AGENCY TOTAL	51,481,796	-	51,481,796	51,387,605	94,191	-
TOTAL MASHANTUCKET PEQUOT & MOHEGAN FUND	\$ 51,481,796	\$ -	\$ 51,481,796	\$ 51,387,605	\$ 94,191	\$ -
CRIMINAL INJURIES COMPENSATION FUND - 12014						
JUDICIAL DEPARTMENT						
12047 CRIMINAL INJURIES COMPENSATION	\$ 2,934,088	\$ -	\$ 2,934,088	\$ 2,025,222	\$ 908,866	\$ -
AGENCY TOTAL	2,934,088	-	2,934,088	2,025,222	908,866	-
STATE COMPTROLLER						
19001 NONFUNCTIONAL-CHANGE TO ACCRUALS	-	-	-	15,685	(15,685)	-
AGENCY TOTAL	-	-	-	15,685	(15,685)	-
TOTAL CRIMINAL INJURIES COMPENSATION FUND	\$ 2,934,088	\$ -	\$ 2,934,088	\$ 2,040,907	\$ 893,181	\$ -
TOURISM FUND - 12069						
ECONOMIC AND COMMUNITY DEVELOPMENT						
12296 STATEWIDE MARKETING	\$ 4,300,930	\$ -	\$ 4,300,930	\$ 4,251,007	\$ 40,293	\$ 9,630
12412 HARTFORD URBAN ARTS GRANT	242,371	-	242,371	242,371	-	-
12413 NEW BRITAIN ARTS COUNCIL	39,380	-	39,380	39,380	-	-
12435 MAIN STREET INITIATIVES	145,000	-	145,000	145,000	-	-
12562 NEIBORHOOD MUSIC SCHOOL	150,540	-	150,540	150,540	-	-
16115 NUTMEG GAMES	40,000	-	40,000	40,000	-	-
16175 BRIDGEPORT DISCOVERY MUSEUM	196,895	-	196,895	196,895	-	-
16188 NATIONAL THEATRE OF THE DEAF	78,758	-	78,758	78,758	-	-
16209 CT SCIENCE CENTER	446,626	-	446,626	446,626	-	-
16219 CT FLAGSHIP PRODUCING THEATERS	259,951	-	259,951	259,950	1	-
16256 PERFORMING ARTS CENTER	787,571	-	787,571	787,571	-	-
16257 PERFORMING THEATERS GRANT	411,753	-	411,753	392,600	19,153	-
16258 ARTS COMISSION	1,497,298	-	1,497,298	1,495,530	1,768	-
16262 ART MUSEUM CONSORTIUM	487,313	-	487,313	487,313	-	-
16264 LITHCFIELD JAZZ FESTIVAL	29,000	-	29,000	29,000	-	-
16267 ARTE INC.	20,735	-	20,735	20,735	-	-
16268 CT VIRTUOSI ORCHESTRA	15,250	-	15,250	15,250	-	-
16269 BARNUM MUSEUM	50,000	-	50,000	50,000	-	-
16275 VARIOUS GRANTS	393,856	-	393,856	393,856	-	-
16281 CREATIVE YOUTH PRODUCTIONS	150,000	-	150,000	150,000	-	-
17063 GREATER HARTFORD ARTS COUNCIL	74,079	-	74,079	74,079	-	-
17065 STEPPING STONE CHILDREN MUSEUM	30,863	-	30,863	30,863	-	-
17066 MARITIME CENTER AUTHORITY	303,705	-	303,705	303,705	-	-
17069 CT HUMANITIES COUNCIL	850,000	-	850,000	850,000	-	-
17070 AMISTAD COMMITTEE FOR THE FREEDOM TRAI	36,414	-	36,414	36,414	-	-
17072 NEW HAVEN FESTIVAL OF ARTS AND IDEAS	414,511	-	414,511	414,511	-	-
17073 NEW HAVEN ARTS COUNCIL	52,000	-	52,000	52,000	-	-
17075 BEARDSLEY ZOO	253,879	-	253,879	253,879	-	-
17076 MYSTIC AQUARIUM	322,397	-	322,397	322,397	-	-
17078 NORTHWEST TOURISM	400,000	-	400,000	400,000	-	-
17079 EASTERN TOURISM	400,000	-	400,000	400,000	-	-
17080 CENTRAL TOURISM	400,000	-	400,000	400,000	-	-
17082 TWAIN/STOWE HOMES	81,196	-	81,196	81,196	-	-
17100 CULTURAL ALLIANCE OF FAIRFIELD	52,000	-	52,000	52,000	-	-
17106 STAMFORD DOWNTOWN PARADE	50,000	-	50,000	50,000	-	-
AGENCY TOTAL	13,464,271	-	13,464,271	13,393,426	61,215	9,630
STATE COMPTROLLER						
19001 NONFUNCTIONAL-CHANGE TO ACCRUALS	-	-	-	16,334	(16,334)	-
AGENCY TOTAL	-	-	-	16,334	(16,334)	-
TOTAL TOURISM FUND	\$ 13,464,271	\$ -	\$ 13,464,271	\$ 13,409,760	\$ 44,881	\$ 9,630

**GRANTS AND RESTRICTED ACCOUNTS FUND
STATEMENT OF APPROPRIATIONS AND EXPENDITURES
FISCAL YEAR ENDED JUNE 30, 2023**

	CONTINUED		TOTAL	EXPENDITURES	APPROPRIATIONS	
	AND INITIAL	APPROPRIATION			APPROPRIATIONS	LAPSED
	APPROPRIATIONS	ADJUSTMENTS	APPROPRIATIONS			
OTHER GRANTS AND RESTRICTED ACCOUNTS						
LEGISLATIVE MANAGEMENT						
30226 ART AT THE CAPITOL	\$ 72	\$ -	\$ 72	\$ -	\$ -	\$ 72
30344 CTN	2,486,751	2,600,000	5,086,750	2,252,027	-	2,834,723
30473 OLD STATE HOUSE (PRIVATE FUNDS)	451,045	14,399	465,445	-	-	465,445
30744 GULF IRAQ & AFGHANISTAN WAR MEM	1,428	-	1,428	1,428	-	-
AGENCY TOTAL	2,939,296	2,614,399	5,553,695	2,253,455	-	3,300,240
GOVERNORS OFFICE						
90741 WORKFORCE INVESTMENT ACT	297,055	250,000	547,055	3,593	-	543,461
90742 WORKFORCE DEVELOPMENT - CETC	83,422	-	83,422	63,621	-	19,800
90743 WORKFORCE DEVELOPMENT-WIOA	203,472	-	203,472	180,603	-	22,869
AGENCY TOTAL	583,948	250,000	833,948	247,817	-	586,131
AUDITORS OF PUBLIC ACCOUNTS						
35608 SPECIAL ED AUDITS OF PRIV PROV	4	-	4	-	-	4
AGENCY TOTAL	4	-	4	-	-	4
ELECTION ENFORCEMENT COMMISSION						
30422 CEF RESERVE ACCOUNT	150,000	31,802	181,802	-	-	181,802
35339 CITIZEN ELECTION FUND GRANTS	31,681,048	14,792,748	46,473,796	20,344,668	-	26,129,128
AGENCY TOTAL	31,831,048	14,824,550	46,655,599	20,344,668	-	26,310,930
STATE TREASURER						
30076 TREASURY RECYCLING COMMITTEE	132	-	132	-	-	132
35101 PFM ADMINISTRATION EXPENSES	2,517,691	20,167,408	22,685,099	21,345,191	-	1,339,908
35105 SECOND INJURY FUND ADMIN	2,111,595	9,122,717	11,234,312	7,627,266	-	3,607,046
35107 UNCLAIMED PROPERTY ADMINISTRATIVE EXPENSES	13,147,511	9,926,600	23,074,111	6,285,243	-	16,788,868
35109 BANK COMPENSATION ACCOUNT	1,038,674	2,323,680	3,362,354	1,642,237	-	1,720,116
35110 SHORT TERM INVESTMENT FUND ADMINISTRATION EXPENSES	464,595	1,801,374	2,265,970	1,890,904	-	375,066
35111 SECOND INJURY FUND	1,076,676	9,094,562	10,171,238	7,903,017	-	2,268,221
35140 DEBT SERVICE RETIREMENT	12,838	-	12,838	-	-	12,838
35268 CLEAN WATER FUND COST OF ISSUANCE	71,502	-	71,502	51,086	-	20,416
35269 MUNICIPAL PARTICIPATION ACCOUNT	51,789	52,089	103,878	25,000	-	78,878
35549 SOLDIER, SAILOR, AND MARINES - AL	-	1,415,743	1,415,743	1,415,743	-	-
35553 CHET BABY SCHOLARS FUND	102,590	14,661	117,251	-	-	117,251
35577 CARE OF CEMETARY LOTS	283,374	11,699	295,073	-	-	295,073
35604 COI GO BONDS UCONN 2016 A	341,697	(78,523)	263,173	263,173	-	-
35611 COI GO BONDS TAX EXEMPT	953,723	1,282,138	2,235,861	1,803,755	-	432,106
35614 COI GO BONDS TAXABLE	252,568	294,237	546,805	252,567	-	294,238
35665 CAPI GO BONDS 2019 A	-	-	-	-	-	-
35670 CAPI GO BONDS	15,179,371	-	15,179,371	15,179,371	-	-
35674 CAPI GO BONDS	6,797,500	-	6,797,500	6,797,500	-	-
35680 CAPI 2021A GO	37,106,100	-	37,106,100	25,137,400	-	11,968,700
35681 CIF 2021A GO	-	-	-	-	-	-
35683 CAPI 2021B GO Bonds	14,937,500	-	14,937,500	9,600,000	-	5,337,500
35684 CIF 2021B GO Bonds	-	-	-	-	-	-
35696 CAPI GO 2022A	72,726,343	-	72,726,343	30,759,943	-	41,966,400
35697 CIF GO 2022A	36,600,482	-	36,600,482	-	-	-
35700 CAPI GO2022C	15,369,462	-	15,369,462	6,986,458	-	8,383,003
35701 CAPI GO2022E	-	71,410,266	71,410,266	13,631,944	-	57,778,322
35705 CAPI GO 2023A	-	10,663,451	10,663,451	-	-	10,663,451
AGENCY TOTAL	221,143,713	137,502,102	358,645,815	195,198,281	-	163,447,534
STATE COMPROLLER						
30448 WALL OF HONOR MEMORIAL	17	-	17	-	-	17
30489 CORE-CT SETTLEMENT	6,329	-	6,329	-	-	6,329
30555 HEALTH INSURANCE ADMIN REIMBURSEMENT	1,818	-	1,818	-	-	1,818
30559 COMMISSION OF PRACTICE FOR PUBLIC HEALTH	350,646	-	350,646	-	-	350,646
30568 MEDICAL CLAIM PARTNERSHIP	137,246	(137,246)	-	-	-	-
30569 PHARMACY PARTNERSHIP 2.0	33,262,724	(33,262,724)	-	-	-	-
30570 3.5% RESERVE PARTNERSHIP	1,257,474	(1,107,474)	150,000	150,000	-	-
30596 PARTNERSHIP RECEIVABLE	380,157	(380,157)	-	-	-	-
30683 PARTNERSHIP ADMINISTRATIVE FEE	271,207	520,886	792,093	785,619	-	6,475
30693 PREDIABETES PILOT GRANT	10,456	-	10,456	-	-	10,456
35120 CMIA SETTLEMENT ACCOUNT	951,932	-	951,932	3,009	-	948,923
35445 FLEXIBLE SPENDING ACCT ADMIN.	334,432	-	334,432	-	-	334,432
35571 CT RETIREMENT SECURITY BOARD	-	-	132,709	85,108	-	47,601
35698 CT ESSENTIAL WORKERS ASST FUND	33,631,877	(32,000,000)	1,631,877	1,019,092	-	612,785
AGENCY TOTAL	70,596,316	(66,366,716)	4,362,309	2,042,827	-	2,319,481
DEPARTMENT OF REVENUE SERVICES						
35178 ADMINISTRATIVE EXPENSE TAX REFUND CHECKOFF	83,718	6,904	90,622	-	-	90,622
35469 SIS SEIZED REVENUE	42,955	-	42,955	-	-	42,955
35488 E-911 SURCHARGE POINT OF SALE	342,498	(11,183)	331,315	-	-	331,315
35512 TOBACCO REVENUE ENFORCEMENT	887,413	-	887,413	544,626	-	342,787
35688 Cannabis Regulatory Investment	-	259,745	259,745	-	-	259,745
90757 Child Tax Rebate Funds 2022	-	92,000,000	92,000,000	86,050,047	-	5,949,953
AGENCY TOTAL	1,356,584	91,995,721	93,612,051	86,594,674	-	7,017,377
OFFICE OF GOVERNMENTAL ACCOUNTABILITY						
30005 CHILD ADVOCATE DONATION ANCILLARY FUND	279	-	279	-	-	279
30408 CHILD ADVOCACY DONATIONS	218	-	218	-	-	218
30442 PRIVATE DONATIONS	3,680	-	3,680	-	-	3,680
AGENCY TOTAL	4,177	-	4,177	-	-	4,177
CONNECTICUT LOTTERY CORPORATION						

SCHEDULE C-7

	CONTINUED	APPROPRIATION	TOTAL	EXPENDITURES	APPROPRIATIONS	
	AND INITIAL		ADJUSTMENTS		APPROPRIATIONS	LAPSED
35121 CT LOTTERY CORPORATION PAYROLL & TELEPHONE	744,540	25,159,493	25,904,032	25,903,937	-	95
AGENCY TOTAL	744,540	25,159,493	25,904,032	25,903,937	-	95
HOUSING FINANCE AUTHORITY						
35102 CHFA CURRENT EXPENSES	3,153,364	28,772,603	31,925,967	29,332,126	-	2,593,841
AGENCY TOTAL	3,153,364	28,772,603	31,925,967	29,332,126	-	2,593,841
OFFICE OF POLICY AND MANAGEMENT						
30034 UNITED WE STAND	17,080	14,140	31,220	28,280	-	2,940
30185 PARTNERSHIP FOR LONG-TERM CARE	18,564	-	18,564	11,442	-	7,121
30245 KEEP KIDS SAFE	10,695	1,890	12,585	-	-	12,585
30730 COVID-19 RELIEF EFFORTS	-	-	-	-	-	-
30750 KRESGE FOUNDATION AA	-	31,166	31,166	16,100	-	15,066
35216 AMISTAD COMMEMORATIVE ACCOUNT	23,030	1,190	24,220	-	-	24,220
35220 OLYMPIC SPIRIT LICENSE PLATES	2,530	1,485	4,015	3,795	-	220
35297 FIGHT CHILDREN'S CANCER PLATE	1,610	1,610	4,340	2,730	-	1,610
35382 SUPPORT OUR TROOPS DMV PLATE	5,355	3,127	8,482	7,132	-	1,350
35404 CT NURSES FOUNDATION PLATE	3,175	2,430	5,605	5,200	-	405
35457 REGIONAL PERFORMANCE INCENTIVE	11,891,872	15,861,851	27,753,722	4,142,349	-	23,611,374
35458 MUNICIPAL REVENUE SHARING	259,070,566	(102,518,855)	156,551,711	141,315,661	-	15,236,051
35511 TOBACCO LITIGATION SETTLEMENT	140,126	(140,126)	-	-	-	-
35525 MUNICIPAL REIMB & REVENUE ACCOUNT	254,360	-	254,360	-	-	254,360
35559 PURA ENERGY ENFORCEMENT	956,232	-	956,232	-	-	956,232
35570 NEGLECTED CEMETARY ACCOUNT	266,766	49,030	315,796	76,831	-	238,965
35594 GEOSPATIAL INFO SYS DESPP	8,304	-	8,304	8,304	-	-
35627 HARTFORD WHALERS PLATE	5,625	5,580	11,205	5,625	-	5,580
35661 MARB CITY OF HARTFORD	292,778	-	292,778	42,595	-	250,183
35664 MARB CITY OF WEST HAVEN	3,672,406	-	3,672,406	342,176	-	3,330,230
35691 MRSA- TIERED PILOT	-	-	-	-	-	-
35362 Municipal Video Competition Tr	-	(5,000,000)	(5,000,000)	-	-	(5,000,000)
90669 GEOSPATIAL INFO SYS DOT	8,081	-	8,081	8,081	-	-
90692 JUVENILE JUSTICE SECOND CHANCE	12,072	-	12,072	-	-	12,072
90707 GEOSPATIAL INFO SYS DEEP	4,152	-	4,152	4,152	-	-
90738 PROJECT LONGEVITY DECD	350,000	-	350,000	-	-	350,000
90739 PROJECT LONGEVITY DOH	149,000	101,900	250,900	81,832	-	169,068
AGENCY TOTAL	277,165,500	(91,583,582)	185,581,918	146,102,285	-	39,479,633
DEPARTMENT OF VETERANS AFFAIRS						
30705 DVA DONATIONS IGWF	166,899	100,000	266,899	230,851	-	36,047
35104 INSTITUTIONAL GENERAL WELFARE FUND	213,876	2,651,641	2,865,517	2,495,599	-	369,918
35106 ACTIVITY FUND	1,127	-	1,127	-	-	1,127
35682 SVH COVID-19	439,663	-	439,663	439,662	-	1
35687 SVH ARPA Grant	875,299	-	875,299	677,571	-	197,727
AGENCY TOTAL	1,696,863	2,751,641	4,448,504	3,843,683	-	604,821
DEPARTMENT OF ADMINISTRATIVE SERVICES						
30003 ENERGY CONSERVATION PROJECTS IN STATE BUILDINGS	3,204	-	3,204	-	-	3,204
30069 EMPLOYEE HEALTH & FITNESS CTR	10,871	-	10,871	-	-	10,871
30266 IMPROVEMENTS TO ARUTE ATHLETIC FIELDS, PHASE II	3,215	-	3,215	-	-	3,215
30580 FACILITIES SURPLUS PROPERTY	307,000	163,290	470,290	29,132	-	441,158
30673 DAS/PROCUREMENT INTERNSHIP	4,894	-	4,894	-	-	4,894
30706 2019 PROCUREMENT SUMMIT	18,642	-	18,642	-	-	18,642
30725 CONTACT TRACING EDUCATION MATERIALS	1,040	-	1,040	-	-	1,040
35242 BID PERMIT APPLICATION-ED FEES	5,169,185	2,531,432	7,700,617	1,806,839	-	5,893,778
35264 ED-NET ACCOUNT	5,956,741	9,614,568	15,571,309	10,749,932	-	4,821,377
35306 SITE ACQUISITION, CAPITAL DEVELOPMENT, IMPROVEMENT	500	-	500	-	-	500
35360 FIRE SAFETY STANDARD ACT	70,565	-	70,565	-	-	70,565
35400 HEAT & COOLING REVOLVING FUND	1,919,526	5,273,452	7,192,977	3,514,300	-	3,678,678
35534 MRRA - NUTMEG NETWORK	14,384	-	14,384	-	-	14,384
30749 Parent Trust Fund - MOA (DECD)	-	600,000	600,000	274,598	-	325,402
90200 AGENCY FUNDED CAPITAL PROJECTS ADMINISTRATION	2,517,136	1,110,407	3,627,542	632,373	-	2,995,170
90228 CHEFA FINANCED CT STATE UNIVERSITY PROJECT	259,733	-	259,733	56,927	-	202,806
90249 CAPITAL PROJECTS - SOUTHERN	20,692	-	20,692	-	-	20,692
90270 CAPITAL PROJECTS -COMMUNITY TECHNICAL COLLEGE	14,709	-	14,709	-	-	14,709
90716 STATE SHARE CTMETS/CCSES	(5,992)	5,992	-	-	-	-
90720 FIREFIGHTERS CANCER RELIEF ACCOUNT	2,000,000	487,142	2,487,142	539,095	-	1,948,047
90722 REMOTE WORKFORCE LEARNING AND TRAINING	-	-	-	-	-	-
90763 Workers Comp Settlement Claims	-	15,000,000	15,000,000	5,243,039	-	9,756,961
AGENCY TOTAL	18,286,046	34,786,282	53,072,328	22,846,234	-	30,226,094
ATTORNEY GENERAL						
30633 CONSUMER LAW VIOLATION PROTECTION	7,615	-	7,615	33,752	-	(26,137)
35201 CONSUMER PROTECTION CASES	4,442,246	484,180	4,926,426	545,256	-	4,381,170
35513 TOBACCO REGULATION	121,483	140,126	261,609	323,391	-	(61,782)
35699 PURDUE COST SHARE ACCT	69,886	28,420	98,305	22,013	-	76,292
90278 CLIENT AGENCY COSTS	63,864	-	63,864	(95,409)	-	159,273
90298 SECOND INJURY	23,361	35,000	58,361	31,539	-	26,822
90753 CANNABIS REGULATORY - INTERIM	-	47,356	47,356	47,356	-	-
AGENCY TOTAL	4,728,454	735,082	5,463,536	907,898	-	4,555,638
DIVISION OF CRIMINAL JUSTICE						
35141 DRUG ASSETS FORFEITURE REVOLVING ACCOUNT	286,627	84,655	371,282	384	-	370,898
90653 DV TRAINING - 4 STATE SHARE	-	-	-	-	-	-
AGENCY TOTAL	286,627	84,655	371,282	384	-	370,898
DEPARTMENT OF EMERGENCY SERVICES AND PUBLIC PROTECTION						
30007 MISCELLANEOUS GRANTS	105,208	3,545	108,753	43,178	-	65,575
30086 RECEIPTS FOR SPECIAL PURPOSES	1,610	-	1,610	-	-	1,610
30164 AIRPORT SECURITY OFFICERS	544	-	544	-	-	544
30451 AAA TRAFFIC SAFETY GRANT	5,322	-	5,322	-	-	5,322
30464 NUCLEAR SAFETY FUND CT YANKEE	611	-	611	-	-	611
30465 NUCLEAR SAFETY FUND DOMINION	5,098	-	5,098	-	-	5,098
30500 NECASA	3,379	-	3,379	-	-	3,379
30524 FINANCIAL/COMPUTER CRIMES TRAINING	62,255	-	62,255	-	-	62,255

SCHEDULE C-7

	CONTINUED AND INITIAL		TOTAL		APPROPRIATIONS	
	APPROPRIATIONS	ADJUSTMENTS	APPROPRIATIONS	EXPENDITURES	LAPSED	CONTINUED
30553 CSP RADIO SYSTEM EXPANSION-NY	1	-	1	-	-	1
30581 CONNDOT RADIO PROJECT	6,871	208,726	215,598	202,509	-	13,089
30720 FPC-GEOFFREY NIELSEN BEQUEST	386,951	16,236	403,188	-	-	403,188
30721 DETECTIVE METHODOLOGY PROGRAM	3,504	1,056	4,560	1,600	-	2,960
35142 DRUG ASSETS FORFEITURE REVOLVING ACCOUNT	391,151	592,584	983,735	572,463	-	411,272
35180 FIRE SCHOOL TRAINING & ED EXTENSION	780,342	1,656,216	2,436,558	1,735,384	-	701,174
35190 ENHANCED 9-1-1 TELECOMMUNICATIONS FUND	52,243,822	42,074,343	94,318,166	40,542,597	-	53,775,569
35192 FIRE SCHOOL AUXILIARY SERVICES	267,804	461,747	729,551	592,063	-	137,488
35229 COLLECT SYSTEM	451,350	-	451,350	-	-	451,350
35235 EXPLORER TROOPS	438	-	438	-	-	438
35238 APPLICANT FINGERPRINT CARD SUBMISSION	1,687,992	1,470,255	3,158,247	1,054,459	-	2,103,788
35241 PISTOL PERMITS - ELIGIBILITY CERTIFICATES	6,566	653	7,218	-	-	7,218
35244 PISTOL PERMITS - PHOTOGRAPHIC COSTS	510,387	642,120	1,152,507	991,036	-	161,471
35245 COURT REIMBURSEMENTS	66,273	50,064	116,337	17,087	-	99,250
35360 FIRE SAFETY STANDARD ACT	26,000	-	26,000	-	-	26,000
35468 PAWNBROKER LICENSE FEES	10,400	950	11,350	-	-	11,350
35477 MUNI POLICE OFFICER TRAINING & EDUCATION	528,474	569,100	1,097,574	631,298	-	466,276
35509 LONG GUN ELIGIBILITY CERTIFICATE	34,971	6,860	41,831	-	-	41,831
35510 AMMUNITION CERTIFICATE	31,766	6,825	38,591	-	-	38,591
30754 NORMAN TASKER SCHOLARSHIP - TA	-	10,337	10,337	-	-	10,337
30755 FMGLOBAL FIRE PREVENTION GRANT	-	10,220	10,220	7,065	-	3,155
90147 DRUG ENFORCEMENT TRAINING	2	-	2	-	-	2
90217 Var Agency Adm Proj Var Loc	-	0	0	-	-	0
90274 FIREARMS TRAFFICKING PROJECT - STATE	1,801	-	1,801	-	-	1,801
90366 SATTFF-STATE LEVEL	4,486	-	4,486	-	-	4,486
90428 NUCLEAR EMERGENCY SAFETY FUND	5,778,658	4,903,430	10,682,088	2,482,381	-	8,199,707
90543 STOPS	39,289	(0)	39,289	5,116	-	34,173
90665 CRIMINAL JUSTICE INFO SYSTEM	-	-	-	-	-	-
90712 NCHIP-STATE PORTION	280,142	322,387	602,529	153,676	-	448,853
90753 CANNABIS REGULATORY - INTERIM	-	326	326	326	-	-
AGENCY TOTAL	63,723,469	53,007,980	116,731,449	49,032,237	-	67,699,212
FMGLOBAL FIRE PREVENTION GRANT						
DEPARTMENT OF MOTOR VEHICLE						
35405 UCONN COMMEMORATIVE PLATES	10,270	13,320	23,590	11,640	-	11,950
35416 SCHOOL BUS SEAT BELT ACCOUNT	4,083,607	1,175,300	5,258,907	-	-	5,258,907
35417 IGNITION INTERLOCK ADMINISTRATIVE ACCOUNT	1,437,059	536,000	1,973,059	509,029	-	1,464,030
90753 CANNABIS REGULATORY - INTERIM	-	400,531	400,531	400,531	-	-
AGENCY TOTAL	5,530,936	2,125,151	7,656,087	921,200	-	6,734,887
MILITARY DEPARTMENT						
30202 DISTANCE LEARNING NETWORK	2,981	-	2,981	-	-	2,981
30427 INAUGURAL BALL	37,659	457,138	494,796	456,492	-	38,304
35112 DRUG ASSET FORFEITURE	24,623	(24,623)	-	-	-	-
35344 MILITARY FAMILY RELIEF FUND	904,605	33,714	938,319	14,078	-	924,241
35478 NEIGHBORHOOD MUSIC SCHOOL - NH	175	-	175	-	-	175
35479 BILLETING & QUARTERS FUND	50,708	322,992	373,700	289,363	-	84,337
35480 MILITARY FACILITIES FUND	781,815	343,161	1,124,976	751,872	-	373,104
35481 MWR - MORALE, WELFARE & RECREATION	17,172	-	17,172	-	-	17,172
35482 GOVERNOR'S GUARDS ACCOUNT	48,819	77,825	126,644	6,566	-	120,078
35483 GOVERNOR'S GUARDS HORSE ACCOUNT	211,639	93,049	304,689	120,083	-	184,606
35518 NEDTC ACTIVITY ACCOUNT	98,535	19,572	118,106	54,980	-	63,126
35606 DRUG ASSET FORFEIT-US TREASURY	65,262	(65,262)	-	-	-	-
AGENCY TOTAL	2,243,994	1,257,565	3,501,558	1,693,433	-	1,808,125
DEPARTMENT OF BANKING						
30545 DOB FORECLOSURE PREVENTION	847	-	847	-	-	847
30566 DOB-MORTGAGE FORECLOSURE	46,822	-	46,822	-	-	46,822
30609 CASHCALL/WESTERNSKY SETTLEMENT	21,179	-	21,179	-	-	21,179
30652 RBS SETTLEMENT FUND	126,912	-	126,912	-	-	126,912
30718 MERRILL LYNCH SETTLEMENT FUND	500,000	-	500,000	-	-	500,000
35181 INVESTOR EDUCATION FUND	12,570	-	12,570	-	-	12,570
35610 STUDENT LOAN SERVICERS	349,300	78,300	427,600	-	-	427,600
AGENCY TOTAL	1,057,629	78,300	1,135,929	-	-	1,135,929
DEPARTMENT OF INSURANCE						
30021 INSURANCE DEPARTMENT EDUCATION	2,655	0	2,655	1,127	-	1,528
30515 MARKET CONDUCT REGULATORY AGREEMENT	876	-	876	-	-	876
35103 UTILIZATION REVIEW FEES	256,864	3,000	259,864	121,286	-	138,578
35294 PREFERRED PROVIDER NETWORK	8,150	63,250	71,400	-	-	71,400
35460 SURETY BAIL BOND AGENT EXAMINATION	-	225,740	225,740	130,253	-	95,487
AGENCY TOTAL	268,545	291,990	560,535	252,667	-	307,868
OFFICE OF MANAGED CARE OMBUDSMAN						
30404 HEALTHCARE EDUCATION TOOLBOX	2,924	-	2,924	-	-	2,924
30585 CT HEALTH FOUNDATION GRANT	225	-	225	-	-	225
30644 HEALTH CARE CABINET	66,942	-	66,942	-	-	66,942
30746 CTHF CON AFFORDABILITY GRANT	-	25,000	25,000	24,706	-	294
AGENCY TOTAL	70,091	25,000	95,091	24,706	-	70,385
DEPARTMENT OF CONSUMER PROTECTION						
30035 BEDDING AND FILLING MATERIAL	61,858	8,550	70,408	2,454	-	67,954
30064 PUBLIC CHARITIES SETTLEMENTS	6,477	-	6,477	-	-	6,477
30077 NEW AUTOMOBILE WARRANTIES ACCOUNT	169,481	634,046	803,527	472,607	-	330,920
30248 CONSUMER PROTECTION SETTLEMENT	887,391	18,426	905,817	252,072	-	653,745
30440 PRESCRIPTION MONITORING PROGRAM	61,473	-	61,473	-	-	61,473
30586 SUMMER LAW INTERN	6,000	6,956	12,956	7,739	-	5,217
35113 INDIAN GAMING - MASHANTUCKET	349,556	1,010,783	1,360,339	1,326,839	-	33,500
35114 INDIAN GAMING - MOHEGAN	257,546	1,318,860	1,576,406	1,461,455	-	114,951
35125 CONSUMER PROTECTION ENFORCEMENT ACCOUNT	825,593	1,473,342	2,298,935	1,590,326	-	708,609
35441 LOTTERY ASSESSMENT ACCOUNT	718,484	6,765,343	7,483,827	4,509,465	-	2,974,362
35628 STATE GAMING REGULATORY FUND	1,000,000	-	1,000,000	-	-	1,000,000
35688 CANNABIS REGULATORY INVESTMENT	10,814,235	(3,051,343)	7,762,892	6,924,760	-	838,132
35689 SOCIAL EQUITY AND INNOVATION	1,500,000	33,158,668	34,658,668	-	-	34,658,668

SCHEDULE C-7

	CONTINUED AND INITIAL		TOTAL		APPROPRIATIONS	
	APPROPRIATIONS	ADJUSTMENTS	APPROPRIATIONS	EXPENDITURES	LAPSED	CONTINUED
35690 REAL ESTATE BROKER TEAMS	2,734	-	2,734	-	-	2,734
AGENCY TOTAL	16,660,827	41,343,632	58,004,459	16,547,716	-	41,456,743
DEPARTMENT OF LABOR						
30004 UNEMPLOYMENT LOAN INTEREST ASSESSMENT	34,653	(9,000)	25,653	-	-	25,653
30022 CONFERENCES & SEMINARS	11,370	65,464	76,835	(4,114)	-	80,948
35126 WAGE & WORKPLACE STANDARDS - CIVIL PENALTY FUND	971,034	697,254	1,668,288	961,910	-	706,378
35267 APPRENTICESHIP REGISTRATION FEES	929,089	430,128	1,359,217	144,298	-	1,214,919
35702 PAID FAMILY MEDICAL LEAVE	423,107	1,050,111	1,473,218	(26,102)	-	1,499,320
90615 YOUTH EMPLOYMENT OPPORTUNITY - STATE	407,163	437,500	844,663	398,713	-	445,949
90661 MANUFACTURING INNOVATION FUND	1,276,061	-	1,276,061	1,276,061	-	-
90664 MIF APPRENTICESHIP INITIATIVE	1,798,547	-	1,798,547	1,798,547	-	-
90744 OCE ADMINISTRATION	14,462	560,149	574,610	574,610	-	-
90745 OCCUPATIONAL HEALTH CLINICS	-	59,895	59,895	59,895	-	-
AGENCY TOTAL	5,865,486	3,291,500	9,156,986	5,183,819	-	3,973,168
COMMISSION ON HUMAN RIGHTS AND OPPORTUNITIES						
30542 HUMAN RIGHTS EDUCATION DONATIONS	12,063	-	12,063	4,936	-	7,127
30690 CHRO CONFERENCES/SEMINARS	2,753	-	2,753	1,198	-	1,555
AGENCY TOTAL	14,816	-	14,816	6,134	-	8,682
PROTECTION AND ADVOCACY FOR PERSONS WITH DISABILITIES						
30036 DISPUTE RESOLUTION PROJECT	610	-	610	-	-	610
30049 KOLODNEY BEQUEATH FUNDS	3,892	-	3,892	-	-	3,892
AGENCY TOTAL	4,502	-	4,502	-	-	4,502
WORKERS COMPENSATION COMMISSION						
90120 OCCUPATIONAL DISEASE SURVEILLANCE PROGRAM	11,069	104,338	115,407	115,366	-	41
AGENCY TOTAL	11,069	104,338	115,407	115,366	-	41
DEPARTMENT OF AGRICULTURE						
30108 MAINTENANCE REPAIR AND IMPROVEMENT ACCOUNT	135,723	39,522	175,245	4,327	-	170,918
30516 CT MLK PROMOTION BD-PRIVATE FUNDING	802,567	435,213	1,237,780	422,440	-	815,340
30547 USDA GAP/GHP	40,993	-	40,993	-	-	40,993
30637 TENNANT SECURITY DEPOSITS-HRM	210	-	210	-	-	210
35127 ANIMAL POPULATION CONTROL ACCOUNT	624,532	578,142	1,202,674	759,066	-	443,608
35144 CONNECTICUT CREATIVE STORE	18,051	11,483	29,534	419	-	29,114
35155 CONNECTICUT SEAFOOD ADVISORY COUNCIL	451	-	451	-	-	451
35310 EXPAND & GROW AGRICULTURAL ACCOUNT	202,128	(50,000)	152,128	-	-	152,128
35311 ANIMAL ABUSE COST RECOVERY	56,150	23,100	79,250	1,405	-	77,845
35316 CT FARM ROAD MAP & WEBSITE	50	-	50	-	-	50
35450 FARM-TO-CHEF	2,575	-	2,575	1,496	-	1,079
35528 HORSE RESCUE FACILITY-NIANTIC	21,747	2,296	24,043	12,261	-	11,782
35615 SHELLFISH MANAGEMENT	172,824	88,766	261,590	191,456	-	70,134
35621 APPLE MARKETING BOARD	51,101	7,712	58,814	46	-	58,767
90456 AGRICULTURAL VIABILITY	1,411,110	500,000	1,911,110	293,009	-	1,618,100
90457 FARM TRANSITION PROGRAM	1,253,780	500,000	1,753,780	300,806	-	1,452,974
90458 CONNECTICUT GROWN FOOD	187,915	100,000	287,915	227,691	-	60,223
90459 FARM LINK PROGRAM	310,359	75,000	385,359	41,387	-	343,973
90460 FARMLAND PRESERVATION	4,902,206	1,576,259	6,478,465	1,745,140	-	4,733,325
90559 AG SUSTAINABILITY ACCOUNT-DAIR	1,382,558	4,455,980	5,838,538	4,818,174	-	1,020,364
90561 SEAFOOD ADVISORY COUNCIL PA 09	232,332	47,500	279,832	11	-	279,821
90562 CONN. FARM WINE DEVELOPMENT. PA09229	97,483	47,500	144,983	61,921	-	83,063
90563 CONN. FOOD POLICY COUNCIL PA09	149,224	25,000	174,224	190	-	174,034
AGENCY TOTAL	12,056,067	8,463,474	20,519,541	8,881,245	-	11,638,295
DEPARTMENT OF ENVIRONMENTAL PROTECTION						
30024 DONATIONS TALCOTT PARK	281	-	281	-	-	281
30037 SHAD STUDY - CONNECTICUT RIVER	9,333	1	9,334	(1,211)	-	10,545
30115 RECREATION & NATURAL HERITAGE PROGRAM	134,899	6,000	140,899	-	-	140,899
30133 TOPSMEAD OPERATIONS	7,282	10,650	17,932	15,929	-	2,003
30177 KELLOGG CONSERVATION PROGRAM	102,692	570,462	673,154	560,662	-	112,492
30203 OSBORNE CENTER DONATIONS	147,888	4,864	152,752	7,128	-	145,624
30213 NATURAL DIVERSITY BASE INVENTORIES	138	-	138	-	-	138
30221 ENVIRONMENTAL EDUCATION ACTIVITIES	172,817	3,112	175,929	11,870	-	164,059
30227 WHITE SANCTUARY PROGRAM	5,024	40,879	45,903	35,104	-	10,799
30249 ENVIRONMENTAL HEALTH ASSESSMENT	300,359	1	300,360	80,018	-	220,342
30255 HARKNESS MEMORIAL STATE PARK	44,554	8,356	52,910	-	-	52,910
30267 DEER PROGRAM	260	-	260	-	-	260
30271 NON HARVESTED WILDLIFE	7,408	329	7,737	(2,885)	-	10,622
30276 LARKIN BRIDLE TRAIL	6,339	4,260	10,599	-	-	10,599
30283 MONITORING OF EMISSIONS	559,020	1,598	560,618	226,722	-	333,896
30312 CONTRIBUTION OR DONATION - COMMISSIONERS OFFICE	1,782,228	323,000	2,105,228	183,190	-	1,922,038
30314 CONTRIBUTION/DONATION FINANCIAL SUPPORT	372,714	25,962	398,676	69,608	-	329,068
30319 CONTRIBUTION/DONATION BUR NATIONAL REST AREA	327,340	98,612	425,952	97,065	-	328,887
30320 CONTRIBUTION/DONATION OUTDOOR RECREATION	341,080	3,666	344,746	804	-	343,942
30324 CONTRIBUTION/DONATION WASTE MANAGEMENT	15,139	-	15,139	-	-	15,139
30331 BELDING WILDLIFE MANAGEMENT AREA	143,575	99,989	243,564	132,188	-	111,376
30380 CROSS SOUND CABLE PROJECT	857,223	1,155,281	2,012,504	850,659	-	1,161,845
30426 REMEDIATION CLEAN-UP ACCOUNT	5,178,097	(0)	5,178,097	1,757,663	-	3,420,434
30443 WETLANDS CONSERVATION MANAGEMENT	52,782	51,166	103,948	20,396	-	83,552
30573 SPECIAL CONTAM PROPRTY REMED INSURANCE FUND	747,891	20,000	767,891	-	-	767,891
30592 NSTAR NU SETTLEMENT	1,422,209	-	1,422,209	31,237	-	1,390,972
30638 RESTRICTED EC CONTRIBUTIONS	108,583	331,047	439,630	57,465	-	382,165
30649 NUCLEAR SAFETY-NSEP OP ACCT	637,342	968,052	1,605,394	1,254,676	-	350,718
30691 SNEP WATERSHED	338	(0)	338	-	-	338
30737 NO MARKETS/NO MANAGEMENT	27,050	-	27,050	-	-	27,050
30742 RESTRICTED ENERGY PROJECTS	105,000	-	105,000	103,539	-	1,461
35128 ENVIRONMENTAL CONSERVATION EDUCATION PROGRAM	36,313	57,666	93,979	59,137	-	34,842
35169 ENVIRONMENTAL SETTLEMENTS	8,384,595	398,500	8,783,095	1,537,325	-	7,245,771
35193 FOREST FIRE FIGHTING EQUIPMENT	66,713	-	66,713	(34,474)	-	101,187
35197 GEOLOGICAL/NATURAL HISTORY PUBLICATIONS	12,815	12,786	25,601	16,998	-	8,604
35202 RECREATION AND NATURAL HERITAGE STEWARDSHIP	75,402	2,964	78,366	-	-	78,366

SCHEDULE C-7

	CONTINUED AND INITIAL		TOTAL		APPROPRIATIONS	
	APPROPRIATIONS	ADJUSTMENTS	APPROPRIATIONS	EXPENDITURES	LAPSED	CONTINUED
35211 LONG ISLAND SOUND DONATIONS	53,357	650	54,007	-	-	54,007
35212 ENDANGERED SPECIES/NATURAL AREA PRESERVATION	353,209	60,170	413,379	18,479	-	394,901
35213 STATIONARY AIR EMISSIONS MONITORING	8,929,332	4,041,810	12,971,143	4,063,746	-	8,907,397
35214 CONSERVATION TRUSTS	1,219	-	1,219	-	-	1,219
35312 ENERGY UNIT LOAD MANAGEMENT	159,333	-	159,333	-	-	159,333
35328 COMMUNITY INVESTMENT ACCOUNT	4,547,682	2,864,559	7,412,241	3,953,524	-	3,458,717
35363 PUBLIC EDUCATION GOVERNMENT PROGRAMMING	2,488,429	6,507,887	8,996,316	173,448	-	8,822,868
35401 LONG ISLAND SOUND PLATES	763,500	52,985	816,485	-	-	816,485
35402 RGGI - REGIONAL GREENHOUSE GAS	18,693,498	48,465,239	67,158,737	62,722,656	-	4,436,081
35411 NUCLEAR SAFETY EMERGENCY	41	7,498,906	7,498,947	3,115,275	-	4,383,672
35420 MIGRATION BIRD CONSERVATION ACCT	1,364,032	371,591	1,735,623	221,015	-	1,514,608
35421 BURR POND MU-MRI	7,955	0	7,955	-	-	7,955
35422 CHATFIELD MU-MRI	1,732	0	1,732	-	-	1,732
35423 DINOSAUR MU-MRI	3,473	-	3,473	3,473	-	-
35424 FORT TRUMBULL MU-MRI	74	-	74	-	-	74
35425 GILLETTE MU-MRI	16,280	(0)	16,280	-	-	16,280
35426 MACEDONIA MU-MRI	433	0	433	433	-	(0)
35430 HARKNESS MU-MRI	1,832	(1)	1,831	965	-	866
35431 TOPSMEAD MU-MRI	2,256	-	2,256	1,891	-	365
35433 OSBORNDALE MU-MRI	12,265	0	12,265	4,090	-	8,175
35435 SALMON RIVER MU-MRI	10,489	-	10,489	-	-	10,489
35436 SLEEPING GIANT MU-MRI	17,878	0	17,878	12,381	-	5,497
35437 PENWOOD MU-MRI	14,810	-	14,810	-	-	14,810
35439 PEOPLE MU-MRI	3,822	(0)	3,822	3,822	-	0
35442 FEDERAL INCOME PROGRAM	119,557	40,340	159,897	-	-	159,897
35446 TITLE V SUPPORT COSTS	1,145,299	565,788	1,711,087	792,804	-	918,283
35459 LAND CONVEYANCE	2,801,000	-	2,801,000	-	-	2,801,000
35461 TIMBER HARVEST REVOLVING	186,104	221,145	407,249	348,460	-	58,789
35467 LOW-LEVEL RADIOACTIVE MONITOR	18,490	(1)	18,489	-	-	18,489
35487 OPERATION FUEL - SBC	-	2,100,000	2,100,000	2,100,000	-	-
35562 ELECTRIC ENERGY SETTLEMENTS	-	226,180	226,180	-	-	-
35603 HOPEVILLE MU-MRI	2,700	-	2,700	1,714	-	986
35622 AUTISM SERVICES AND SUPPORT	40	-	40	-	-	40
35633 PASSPORT OPERATING ACCOUNT (DMV)	21,028,638	22,585,302	43,613,940	25,896,575	-	17,717,365
35635 BURR POND PP MRI	23,540	3,080	26,620	-	-	26,620
35636 CHATFIELD PP MRI	16,060	4,840	20,900	-	-	20,900
35637 DINOSAUR PP MRI	2,673	2,250	4,923	27	-	4,896
35638 FORT TRUMBALL PP MRI	637	220	857	-	-	857
35639 GILLETTE PP MRI	16,095	4,265	20,360	-	-	20,360
35640 HAMMONASSET PP MRI	80,599	44,670	125,269	4,992	-	120,277
35641 HARKNESS PP MRI	981,858	483,600	1,465,458	414,089	-	1,051,369
35642 HOPEVILLE PP MRI	5,207	4,055	9,261	-	-	9,261
35643 MACEDONIA PP MRI	9,680	3,520	13,200	3,092	-	10,108
35644 MASHAMOQUET PP MRI	6,828	4,920	11,748	-	-	11,748
35645 OSBORNDALE PP MRI	25,800	7,225	33,025	-	-	33,025
35646 PENWOOD PP MRI	18,376	7,065	25,441	-	-	25,441
35647 PEOPLE PP MRI	32,560	8,800	41,360	10,464	-	30,896
35648 PUTNAM PP MRI	3,265	604	3,869	-	-	3,869
35649 ROCKY NECK PP MRI	15,511	67,955	83,466	16,121	-	67,345
35650 SALMON RIVER PP MRI	5,060	2,420	7,480	-	-	7,480
35652 SLEEPING GIANT PP MRI	32,720	14,675	47,395	-	-	47,395
35653 TOPSMEAD PP MRI	11,100	3,915	15,015	-	-	15,015
35656 SHERWOOD ISLAND PP MRI	279	-	279	-	-	279
35667 CT LAKES AND POND PRESERVATION	1,318,134	485,874	1,804,008	315,083	-	1,488,925
35668 CHEAPR	4,682,527	8,354,375	13,036,902	4,505,815	-	8,531,087
35692 GREENWAYS COMMEMORATIVE ACCT	2,765	4,130	6,895	-	-	6,895
35693 BEV CONTAINER RECYCLING PROG	5,000,000	-	5,000,000	31,739	-	4,968,261
35703 ENERGY RECOVERABLE PROJECTS	-	1,000,000	1,000,000	542,873	-	457,127
90769 HOUSATONIC RIVER CLEANUP	-	150,000	150,000	-	-	150,000
AGENCY TOTAL	97,232,755	109,314,211	207,696,966	116,576,034	-	91,120,932

COUNCIL ON ENVIRONMENTAL QUALITY

30006 MISCELLANEOUS DONATIONS	832	-	832	-	-	832
35633 PASSPORT OPERATING ACCT (DMV)	140,564	311,023	451,587	197,680	-	253,907
AGENCY TOTAL	141,396	311,023	452,419	197,680	-	254,739

DEPARTMENT OF ECONOMIC AND COMMUNITY DEVELOPMENT

23135 STATE SMALL BUSINESS CREDIT IN	37,336,096	(37,336,096)	-	-	-	-
30022 CONFERENCES & SEMINARS	14	-	14	-	-	14
30026 EASTERN STATE EXPOSITION	89,061	95,403	184,464	99,933	-	84,531
30051 PLAQUE SALES	25,163	2,500	27,663	9,825	-	17,839
30078 SCULPTURE SURVEY	920	-	920	-	-	920
30087 ROCHAMBEAU PROJECT	2,938	-	2,938	-	-	2,938
30207 TOURISM COUNCIL'S SCHOLARSHIP	40,857	1,687	42,543	-	-	42,543
30281 DONATIONS - OTHER	222,235	9,591	231,826	616	-	231,210
30608 ARTISTS WITH DISABILITIES	111	-	111	-	-	111
30731 NASAA CREATIVE AGING GRANT	16,700	4,600	21,300	15,550	-	5,750
30741 EDA CASH MATCH	25,000	50,000	75,000	-	-	75,000
35129 MUSEUM ENHANCEMENT FUND	186,173	97,353	283,526	(40,989)	-	324,515
35130 DRY CLEAN ESTABLISHMENT REMEDIATION ACCOUNT	3,772,640	532,940	4,305,580	417,319	-	3,888,261
35175 DRY CLEAN ESTABLISHMENT REMEDIATION ADMINISTRATIVE	89	-	89	67	-	22
35185 LILA WALLACE READER DIGEST FUND	40,041	-	40,041	-	-	40,041
35325 CT ECONOMIC IMPACT AND ANALYSIS ACCOUNT	376,655	64,000	440,655	30,500	-	410,155
35352 HISTORICAL STRUCTURES LAW PA 06-186	104,824	67,235	172,059	72,397	-	99,661
35398 STATE CELEBRATION	22,592	-	22,592	-	-	22,592
35409 BROWNFIELD REMEDIATION DEVELOPMENT ACCOUNT	170	-	170	-	-	170
35443 SMALL BUSINESS ASSISTANCE ACCOUNT	8,458,140	1,300,687	9,758,826	-	-	9,758,826
35496 BROWNFIELD REMEDIATION AND DEVELOPMENT - ADMINISTRATIVE	1,570,835	-	1,570,835	988,059	-	582,776
35497 SMALL BUS EXPRESS ASSISTANCE ACCOUNT	100,933,469	57,130,391	158,063,860	33,463,854	-	124,600,005
35507 OFTDM ADMINISTRATIVE FEES ACCOUNT	665,795	423,726	1,089,522	772,999	-	316,522
35533 BROWNFIELD REMEDIATION AND DEVELOPMENT	24,458,846	18,459,083	42,917,930	5,736,843	-	37,181,087
35554 EXPENSE- ADMINISTRATIVE	5,381,845	-	5,381,845	430,945	-	4,950,901
35569 CT MANUFACTURING INNOVATION FUND	2,835,966	125,000	2,960,966	(149,768)	-	3,110,734

SCHEDULE C-7

	CONTINUED AND INITIAL		TOTAL		APPROPRIATIONS	
	APPROPRIATIONS	ADJUSTMENTS	APPROPRIATIONS	EXPENDITURES	LAPSED	CONTINUED
35678 WESTVILLE SUBSIDENCE	1,000,000	-	1,000,000	-	-	1,000,000
90222 ART IN PUBLIC SPACES	370,340	-	370,340	3,330	-	367,009
90226 CT COLLECTION	420,305	-	420,305	-	-	420,305
90266 WTBY COMMUNITY COURT STATE	54,600	-	54,600	-	-	54,600
90454 CT TRUST FOR HISTORIC PRESERVATION	-	380,000	380,000	380,000	-	-
90455 HISTORIC PRESERVATION GRANTS	7,505,188	2,198,103	9,703,291	2,167,497	-	7,535,794
90512 ECON RESEARCH & MODELING ASST	20,336	-	20,336	-	-	20,336
90627 HISTORIC PRESERVATIONS - MUSEUMS	718,265	-	718,265	39,757	-	678,508
90628 COMMUNITY INVESTMENT ACT - ADMIN	1,108,078	286,456	1,394,534	518,237	-	876,297
90659 HOT SCHOOLS EDUCATION FEES	1,399	-	1,399	-	-	1,399
90725 WORKFORCE DEVELOPMENT - CETC	-	-	-	-	-	-
90732 WORKFORCE DEVELOPMENT-WIOA	-	-	-	-	-	-
90753 CANNABIS REGULATORY - INTERIM	-	8,841,332	8,841,332	8,841,332	-	-
AGENCY TOTAL	197,765,685	52,733,991	250,499,676	53,798,304	-	196,701,372
DEPARTMENT OF HOUSING						
26471 DOH EMERGENCY HOUSING VOUCHERS	1,459,516	5,844,345	7,303,861	-	-	7,303,861
30651 DOH-CHFA FAF RENT SUBSIDIES	216,334	500,000	716,334	397,699	-	318,635
35328 COMMUNITY INVESTMENT ACCOUNT	5,506,275	2,864,559	8,370,834	5,888,365	-	2,482,469
35545 HISTORIC TAX CREDIT	2,000	-	2,000	-	-	2,000
35599 SHORLINE RESILIENCY PRINCIPAL	1,668,929	128,010	1,796,939	-	-	1,796,939
35619 SHORLINE RESILIENCY INTEREST	129,633	9,046	138,679	-	-	138,679
35676 HEALTHY HOMES FUND	4,887,283	13,147,172	18,034,455	734,226	-	17,300,229
35677 CRUMBLING FOUNDATIONS ASSISTANCE FUND	-	500,259	500,259	-	-	500,259
90526 HOUSING ZONE PROGRAM	962,196	-	962,196	-	-	962,196
90674 DOH SUPPORTIVE HOUSING	-	5,950,000	5,950,000	5,950,000	-	-
90675 DOH RAP CERTS & RAPID REHSG	-	200,000	200,000	200,000	-	-
90708 PROBATION RAPID REHOUSING	112,500	112,500	225,000	112,500	-	112,500
90727 DOH-DDS IDASH	179,762	350,000	529,762	308,438	-	221,324
90734 DOH-DMHAS PROMISE HOUSE	-	50,000	50,000	25,000	-	25,000
90756 DOH SSBG COLA FUNDS	268,030	625,788	893,818	128,398	-	765,420
90766 DOH-CSSD-MERCY BEDS	-	117,105	117,105	-	-	117,105
AGENCY TOTAL	15,392,458	30,398,784	45,791,243	13,744,626	-	32,046,617
CAPITAL REGION DEVELOPMENT AUTHORITY						
35504 CRD CURRENT EXPENSES	328,163	3,181,867	3,510,030	3,239,586	-	270,444
AGENCY TOTAL	328,163	3,181,867	3,510,030	3,239,586	-	270,444
RETIREMENT SECURITY BOARD						
35571 CT RETIREMENT SECURITY BOARD	130,543	(130,543)	-	-	-	-
AGENCY TOTAL	130,543	(130,543)	-	-	-	-
CONNECTICUT AGRICULTURAL EXPERIMENT STATION						
30099 RESEARCH IN PLANT SCIENCE	1,076,815	560,005	1,636,820	330,336	-	1,306,484
30116 ADMINISTRATION OF GRANTS	963,271	29,679	992,950	497,058	-	495,891
30381 L2 WEST NILE RESEARCH	-	-	-	-	-	-
30584 DEEP - BUG BUSTERS	1,267	-	1,267	183	-	1,084
30610 FELLOWSHIP GRANT	405	240,000	240,405	237,315	-	3,090
30614 CONTROL OF LYME BORRELIOSIS	36,566	-	36,566	2,412	-	34,154
30615 MOSQUITO ID/ARBOVIRUS TESTING	62,683	-	62,683	4,196	-	58,487
30704 NANO-ENCAPSULATION	2,768	-	2,768	1,817	-	950
30743 AQUATIC PLANTS	13,979	15,000	28,979	21,946	-	7,033
34968 CARBON AMENDMENTS	11,730	62,817	74,547	73,621	-	926
34983 ARENSIC PHYTOREMEDIATION	-	-	-	-	-	-
34986 SORPTION/BIODEGRADATION	90,594	-	90,594	90,140	-	454
90655 PESTICIDES & PCB ANALYSIS	40,582	-	40,582	37,343	-	3,239
90753 CANNABIS REGULATORY - INTERIM	-	491,944	491,944	491,944	-	-
AGENCY TOTAL	2,300,660	1,399,444	3,700,104	1,788,311	-	1,911,793
DEPARTMENT OF PUBLIC HEALTH						
30111 NUCLEAR EMER PREPAREDNESS FD	27,155	-	27,155.03	(24,437)	-	51,592
30310 1ST CT EMERGING INFECTIONS MEETING	139	-	139	-	-	139
30366 CARE GIVER CONFERENCE	29,473	-	29,473	-	-	29,473
30401 RYAN WHITE II REBATE REVENUE	1,747,583	24,266,635	26,014,218	23,032,194	-	2,982,024
30403 CANCER VICTIMS SETTLEMENT	252	-	252	-	-	252
30416 CT CANCER PARTNERSHIP	287,558	-	287,558	-	-	287,558
30445 HEALTHY HEART PROGRAM	1	-	1	-	-	1
30458 CARDINAL HEALTH REFUND FUNDS	192	-	192	-	-	192
30536 HEALTHY PEOPLE 2020 ACTION PRO	571	-	571	-	-	571
30539 MRC STATEWIDE SEMINAR	3,824	-	3,824	-	-	3,824
30556 QUALITY IMPROVEMENT INITIATIVE	6,963	-	6,963	-	-	6,963
30628 TB OUTREACH MEALS	24	-	24	-	-	24
30646 ALZHEIMER'S ASSOC CT	-	-	-	-	-	-
30655 COUNTY HEALTH RANKINGS	25	-	25	-	-	25
30667 FOOD REGULATORY PROGRAM	543	-	543	-	-	543
30677 HEALTHY START EVALUATION	4,334	-	4,334	-	-	4,334
30689 ELECTRONIC VERIFY VITAL EVENT	8,203	9,331	17,534	-	-	17,534
30692 DEATH CERTIFICATES ELECTRONIC	3,727	1,201	4,928	-	-	4,928
35131 RAPE CRISIS SERVICES	669,195	585,841	1,255,036	51,854	-	1,203,182
35147 BREAST CANCER - INCOME TAX CONTRIBUTION	185,009	37,106	222,115	5,000	-	217,115
35226 AIDS RESEARCH EDUCATION FUND	97,260	13,998	111,258	20,879	-	90,379
35231 ADULT BLOOD LEAD EPIDEMIOLOGY SURVEILLANCE	2,147	(1)	2,147	-	-	2,147
35307 SEXUAL ASSAULT VICTIMS ACCOUNT	23,331	10,419	33,750	2,000	-	31,750
35368 BACKGROUND CHECK FUNDS	2,958	2,690	5,648	-	-	5,648
35386 COMPREHENSIVE CANCER PUBLIC ACCOUNT	1,472,227	-	1,472,227	238,975	-	1,233,252
35591 PROFESSIONAL ASSISTANCE PROGRAM	237,265	851,490	1,088,755	827,840	-	260,915
35626 MEN'S HEALTH COMMORATIVE PLATE	1,009	894	1,902	-	-	1,902
90295 ENHANCED 911 TELECOMMUNICATIONS FUND	192,470	250,000	442,470	405,944	-	36,526
90299 OCCUPATIONAL HEALTH CLINICS	38,268	69,519	107,787	48,448	-	59,339
90479 QUALITY OF LIFE ENHANCEMENT FUND	3,409,956	-	3,409,956	31,551	-	3,378,405
90521 ORAL HEALTH STUDY FOR THE ELDERLY	644	-	644	539	-	105
90618 CT VACCINE FOR CHILDREN	12,717	424,672	437,388	422,798	-	14,590
90715 MARY MORRISSON SBHC ACCOUNT	9,686	-	9,686	-	-	9,686

SCHEDULE C-7

	CONTINUED AND INITIAL		TOTAL		APPROPRIATIONS	
	APPROPRIATIONS	ADJUSTMENTS	APPROPRIATIONS	EXPENDITURES	LAPSED	CONTINUED
90733 FMNP - FARMERS MARKET	2,404	-	2,404	-	-	2,404
90753 CANNABIS REGULATORY - INTERIM	-	333,335	333,335	333,335	-	-
AGENCY TOTAL	8,477,113	26,857,129	35,334,243	25,396,920	-	9,937,323
OFFICE OF HEALTH STRATEGY						
30698 CT HEALTH GRANT	25,000	-	25,000	-	-	25,000
30700 UNIVERSAL HEALTH GRANT	29,762	-	29,762	-	-	29,762
30753 APCD USER FEES	-	894,207	894,207	-	-	894,207
AGENCY TOTAL	54,762	894,207	948,969	-	-	948,969
DEPARTMENT OF DEVELOPMENTAL SERVICES						
30112 SELF-DETERMINATIONS CONFERENCE	1,801	-	1,801	-	-	1,801
30118	-	-	16,520	14,455	-	2,065
30593 NASDDDS	1,975	-	1,975	174	-	1,800
30751 BRIDGING AGING AND DISABILITY	-	10,000	10,000	4,227	-	5,773
90137 1199 EDUCATION & TRAINING TECHNOLOGY GRANT	10,951	-	10,951	-	-	10,951
90212 SPECIAL TRAINING FOR THE DEAF & BLIND	122,499	-	122,499	-	-	122,499
90678 COMMUNITY RESIDENTIAL SERVICES	809,451	817,759,667	818,569,118	818,569,118	-	-
AGENCY TOTAL	946,677	817,786,187	818,732,864	818,587,975	-	144,889
DEPARTMENT OF MENTAL HEALTH AND ADDICTION SERVICES						
30012 PRIVATE DONATIONS	9,713	-	9,713	3,186	-	6,528
30179 HAMDEN BASED OUTPATIENT MENTAL HEALTH SERVICES	-	132,000	132,000	132,000	-	-
30483 JONES TRUST FUNDS	210,422	-	210,422	-	-	210,422
30601 BHSIS - MENTAL HEALTH	327,909	137,363	465,271	48,290	-	416,982
30606 BHSIS - SUBSTANCE ABUSE	147,333	56,622	203,955	11,857	-	192,098
30621 N STAR FUND ACCOUNT	224,750	-	224,750	-	-	224,750
30675 PFIZER FOUNDATION-OPIOID PREVENTION	-	3,266	-	3,266	-	3,266
30707 TRANSFORMATION TRANSFER INITIA	484,888	(484,888)	-	-	-	-
30729 LIFELINE 988 PLANNING INITIATIVE	2,406	0	2,406	2,406	-	-
30734 OPIOID SETTLEMENT FUND	6,413,922	61,371,646	67,785,567	2,019,164	-	65,766,403
35142 DRUG ASSET FORFEIT RELVOVING ACCOUNT DPS	221	-	221	-	-	221
35148 DRUG ASSETS FORFEITURE REVOLVING ACCOUNT MHA	85,410	169,310	254,720	241,762	-	12,958
35160 MENTAL HEALTH COMM INVESTMENT	170,373	42,066	212,439	-	-	212,439
35166 PRE-TRIAL ACCOUNT	1,809,701	1,486,875	3,296,576	1,176,039	-	2,120,537
35198 COMPULSIVE GAMBLERS PROGRAM	733,222	3,428,625	4,161,847	2,655,085	-	1,506,762
35543 DVA PATRIOT'S LANDING SHP	1,030	55,491	56,521	54,976	-	1,545
35580 TSF-SUBSTANCE ABUSE/MENTAL HEALTH	10,319	-	10,319	-	-	10,319
90123 QUALITY OF WORK LIFE	15,135	-	15,135	-	-	15,135
90231 SUPPORT PROGRAMS FOR SHARED POPULATIONS	304,809	175,000	479,809	175,000	-	304,809
90245 RESIDENTIAL SUBSTANCE ABUSE TREATMENT SERVICES	99,445	5,195,737	5,295,182	5,166,021	-	129,161
90425 MH ALTERNATIVE TO INCARCERATION	1	-	1	-	-	1
90631 DSS-NURSING HOME CONTRACT	72,006	688,360	760,366	688,356	-	72,010
90638 GAL CASE MANAGEMENT SERVICES	-	100,000	100,000	100,000	-	-
90747 DESPP-CRISIS Program	-	-	-	-	-	-
90753 CANNABIS REGULATORY - INTERIM	-	1,900,000	1,900,000	1,900,000	-	-
90767 DOH-COLD WEATHER PROTOCOL	-	275,000	275,000	275,000	-	-
90771 SDE TEAMS GRANT	-	207	207	-	-	207
AGENCY TOTAL	11,126,282	74,729,412	85,855,694	14,649,142	-	71,206,552
DEPARTMENT OF SOCIAL SERVICES						
30022 CONFERENCES AND SEMINARS	68,023	-	68,023	23,701	-	44,322
30091 OUT-STATIONED ELIGIBILITY WORKERS	(397,711)	1,171,466	773,756	1,066,126	-	(292,370)
30103 FATHERHOOD INITIATIVE DONATION	2,500	-	2,500	-	-	2,500
30274 MANAGED CARE ORGANIZATION REINVESTMENT	289,839	-	289,839	-	-	289,839
30513 RHODE ISLAND - SMI	96,746	580,473	677,219	677,219	-	0
30579 GALAXO SMITH KLEIN SETTLEMENT	48,000	-	48,000	-	-	48,000
30663 CADAP REBATES	194,055	-	194,055	194,055	-	-
30676 BDT SNAP OUTREACH	37,500	-	37,500	-	-	37,500
30702 CPR FATHERHOOD RSCH PRC NETWRK	5,235	-	5,235	-	-	5,235
35132 SHELTER SERVICES FOR VICTIMS OF HOUSEHOLD ABUSE	406,046	155,665	561,712	379,198	-	182,514
35167 SAFETY NET SERVICES	282,198	23,857	306,055	-	-	306,055
35225 ORGAN TRANSPLANTS	148,179	19,699	167,878	6,620	-	161,258
35308 BRAIN INJURY PREVENTION AND SERVICE ACCOUNT	39,217	89,121	128,338	105,432	-	22,905
35519 DSS UCONN MEDICAID PARTNERSHIP	15,135	-	15,135	-	-	15,135
35622 AUTISM SERVICES AND SUPPORT	680,584	-	680,584	-	-	680,584
90248 DOL EMPLOYMENT SERVICES SPECIAL BENEFITS	15,093	100,000	115,093	75,102	-	39,991
90472 DOL EMPLOYMENT SUCCESS	-	100,000	100,000	100,000	-	-
90500 DMHAS - NURSING	(198)	107,913	107,715	107,715	-	-
90569 CT HOME CARE PROGRAM DMHAS	194,883	652,784	847,667	622,784	-	224,883
90647 CHILDCARE DEVELOPMENT FUND-OEC	(7,972,717)	40,220,095	32,247,378	31,335,111	-	912,267
90711 OEC OPERATING BILLABLE	381,748	365,814	747,562	406,873	-	340,690
90723 DMHAS ESS HOME & COMM BASE WAIVER	(144)	81,878	81,734	81,734	-	-
90724 DOL MAILING SUPPORT	9,746	-	9,746	-	-	9,746
90737 OHS MOA	-	-	-	-	-	-
90746 DECD MOA JEWISHFEDERATIONASSOC	100,000	100,000	200,000	-	-	200,000
AGENCY TOTAL	(5,356,043)	43,768,765	38,412,722	35,181,669	-	3,231,053
STATE DEPARTMENT OF REHABILITATIVE SERVICES						
30006 MISCELLANEOUS DONATIONS	9,502	-	9,502	-	-	9,502
30030 FEUCHTWANGER FUND	9,154	378	9,532	-	-	9,532
30031 EDUCATIONAL & CULTURAL EVENTS	725	-	725	-	-	725
30042 FRAUENHOFER FUND	22,074	911	22,985	-	-	22,985
30043 TELECOMMUNICATIONS EQUIPMENT	2,770	-	2,770	-	-	2,770
30056 NEW HAVEN COUNTY COTTON FUND	292,713	-	292,713	27,512	-	265,201
30070 GRANTS	14,466	597	15,064	-	-	15,064
30092 SARA BROWN FUND	246,904	10,087	256,991	5,090	-	251,901
30104 CHARLES PRECOURT MEMORIAL FUND	4,371	180	4,551	-	-	4,551
30113 ANN CROTEAU MEMORIAL FUND	8,377	346	8,723	-	-	8,723
30142 SUMMER INDEPENDANT LIVNG PROGRAM-CHILDREN	4,982	-	4,982	-	-	4,982
30537 TEAM MENTOR STIPEND USDII	372	207	579	-	-	579
30550 LIBBY ZAGORIN LIVING TRUST	19,744	-	19,744	-	-	19,744
30588 RAPHAEL AND NATALIE SCHAIN FUND	26,947	-	26,947	-	-	26,947

SCHEDULE C-7

	CONTINUED AND INITIAL		TOTAL		APPROPRIATIONS	
	APPROPRIATIONS	ADJUSTMENTS	APPROPRIATIONS	EXPENDITURES	LAPSED	CONTINUED
30657 FIRE PREVENTION	1,910	-	1,910	-	-	1,910
30670 SDR CONFERENCE FUND	4,932	-	4,932	-	-	4,932
30735 THE JULIE MCLEAN FUND	172,798	-	172,798	-	-	172,798
30740 BESB CLIENT HOMELESSNESS RLF	5,166	25	5,191	359	-	4,832
30748 PATRICIA V. GORE MEMORIAL FUND	5,000	2,975	7,975	-	-	7,975
35149 SALES & SERVICE BUS ENTERPRISE PROGRAM	1,731,912	2,254,067	3,985,979	1,541,001	-	2,444,978
90312 MARY C COLLINS FUND	36,527	-	36,527	-	-	36,527
AGENCY TOTAL	2,621,346	2,269,774	4,891,120	1,573,962	-	3,317,158
DEPARTMENT OF EDUCATION						
30007 MISCELLANEOUS GRANTS	33,479	(33,479)	-	-	-	-
30141 NEW OPPORTUNITIES FOR WATERBURY (NOW) - BVTP - CNA	42,067	(42,067)	-	-	-	-
30256 STATE ACTION-ED LEADERSHIP PRJ-SAELP	39,616	1,636	41,252	-	-	41,252
30529 EESMARTS	70,068	(70,068)	-	-	-	-
30600 ELECTRIC VEHICLE CONVERSION	11	(11)	-	-	-	-
30603 NTEP	22,067	-	22,067	-	-	22,067
30634 FEDERAL FOODS SALVAGE ACCOUNT	246,406	-	246,406	15,502	-	230,904
30636 CN FUND COMMODITY FUNDS	108,449	-	108,449	-	-	108,449
30640 GENE HAAS FOUNDATION	284,346	(284,346)	-	-	-	-
30723 FARNSWORTH SCHOLARSHIP FUNDS	269,719	(269,719)	-	-	-	-
30724 PHI DELTA KAPPA/EDRISING	21,000	-	21,000	-	-	21,000
30726 ATWOOD GRANT NT SHOPS - NORWICH	5,743	(5,743)	-	-	-	-
30727 ATWOOD GRANT NT SHOPS - GRASSO	640	(640)	-	-	-	-
35184 TECHNICAL SCHOOL LUNCHES	23,939	(23,939)	-	-	-	-
35455 TEACHER EDUCATION & MENTORING	41,818	(41,818)	-	-	-	-
35673 PEGPETIA GRANT PROGRAM	2,424	(2,424)	-	-	-	-
35679 FINANCIAL LITERACY	75	3	79	-	-	79
90447 SCHOOL CONSTRUCTION PROJECTS	5,926,284	(5,926,284)	-	-	-	-
90749 SHEFF - TRANSFER TO CTECS	-	199,063	199,063	199,063	-	-
AGENCY TOTAL	7,138,150	(6,499,835)	638,315	214,565	-	423,750
OFFICE OF EARLY CHILDHOOD						
30219 CHILDREN'S TRUST FUND	14,927	704	15,631	(5,000)	-	20,631
30480 SHAKEN BABY PREVENTION	230	-	230	-	-	230
30695 ECE DASHBOARD - KELLOGG	47,083	-	47,083	-	-	47,083
30696 STRONGER FAMILIES - KRESGE	500,000	-	500,000	59,284	-	440,716
35475 COMPETITIVE DISTRICT GRANT	88,000	88,000	176,000	88,000	-	88,000
35555 BACKGROUND CHECKS	3,523	-	3,208	-	-	3,208
35586 SMART START	520,818	-	520,818	-	-	520,818
90632 CHILDREN'S TRUST FUND - OEC	1,327	-	1,327	-	-	1,327
AGENCY TOTAL	1,175,908	88,704	1,264,297	142,284	-	1,122,013
STATE LIBRARY						
30006 MISCELLANEOUS DONATIONS	21	-	21	-	-	21
30007 MISCELLANEOUS GRANTS	115	-	115	-	-	115
30082 CONNECTICUT STATE LIBRARY ACCOUNT	4,713	251	4,964	-	-	4,964
30093 STATE LIBRARY INSTITUTIONAL ACCOUNT	1,239,646	65,541	1,305,186	6,778	-	1,298,408
30175 CHILDREN'S INFORMATION WEBSITE	1,597	-	1,597	-	-	1,597
30456 MATH OFF THE SHELF	198	-	198	-	-	198
30560 CONSERVING/DIGITIZING CSL MATERIAL	631,955	2,080	634,035	-	-	634,035
30671 HARMONICA IN LIBRARIES PROJECT	7	-	7	-	-	7
30672 MCBOING BOOK DISTRICT PROJECT	570	(1)	569	-	-	569
35150 HISTORIC DOCUMENT PRESERVATION	1,757,073	1,557,146	3,314,219	1,570,802	-	1,743,417
AGENCY TOTAL	3,635,894	1,625,017	5,260,911	1,577,580	-	3,683,331
DEPARTMENT OF HIGHER EDUCATION						
30014 OTHER GRANTS	9,617	-	9,617	-	-	9,617
30072 ALTERNATE ROUTE TO CERTIFICATION	1,419,757	301,718	1,721,475	490,020	-	1,231,455
30405 WEISMAN TEACHER SCHOLARS FUND	1,576	65	1,641	-	-	1,641
30418 CHESLA SCHOLARSHIPS	43,192	-	43,192	-	-	43,192
30432 FINANCIAL LITERACY INITIATIVES	630,692	26,038	656,730	-	-	656,730
30455 LEWIS ARC SCHOLARSHIP FUND	2,154	-	2,154	-	-	2,154
35135 PRIVATE OCCUPATIONAL SCHOOL STUDENT PROTECTION ACCOUNT	1,875,002	591,891	2,466,893	150,944	-	2,315,949
35151 CONNECTICUT FUTURES ACCOUNT	3,555	147	3,701	-	-	3,701
35620 SARA FEES	362,285	6,000	368,285	(6,097)	-	374,383
35669 OUT OF STATE COLLEGE	238,152	(50,889)	187,263	90	-	187,173
30756 NEBHE MOA	-	51,778	51,778	346	-	51,432
30757 THE GRADUATE INSTITUTE	-	10,000	10,000	-	-	10,000
AGENCY TOTAL	4,585,982	936,748	5,522,730	635,303	-	4,887,427
BOARD OF REGENTS						
30521 ALTERNATIVE LOANS - PRIVATE	-	28,436	28,436	28,436	-	-
35186 BOARD FOR STATE ACADEMIC AWARDS OPERATING FUND	5,687,893	16,445,542	22,133,435	16,239,137	-	5,894,298
35289 CTDLC OPERATIONS	4,963,247	221,693	5,184,940	31,583	-	5,153,357
AGENCY TOTAL	10,651,140	16,695,671	27,346,811	16,299,156	-	11,047,655
TECHNICAL COLLEGES						
30007 MISCELLANEOUS GRANTS	-	51,316	51,316	14,460	-	36,856
30141 NEW OPP WTRBRY BVTP CAN	-	42,067	42,067	-	-	42,067
30529 EESMARTS	-	70,068	70,068	-	-	70,068
30600 ELECTRIC VEHICLE CONVERSION	-	11	11	-	-	11
30640 GENE HAAS FOUNDATION	-	342,346	342,346	56,651	-	285,695
30723 FARNSWORTH SCHOLARSHIP FUNDS	-	269,719	269,719	-	-	269,719
30726 ATWOOD GRANT NT SHOPS -NORWICH	-	5,743	5,743	-	-	5,743
30727 ATWOOD GRANT NT SHOPS - GRASSO	-	640	640	-	-	640
35184 TECHNICAL SCHOOL LUNCHES	-	23,939	23,939	3,743	-	20,196
35455 TEACHER EDUCATION & MENTORING	-	62,713	62,713	-	-	62,713
35673 PEGPETIA GRANT PROGRAM	-	2,424	2,424	-	-	2,424
90447 SCHOOL CONSTRUCTION PROJECTS	-	5,926,284	5,926,284	4,927,045	-	999,239
90750 SHEFF - TRANSFER TO CTECS	-	80,124	80,124	-	-	-
AGENCY TOTAL	-	6,877,393	6,877,393	5,082,023	-	1,795,370
DEPARTMENT OF TRANSPORTATION						

SCHEDULE C-7

	CONTINUED AND INITIAL APPROPRIATIONS		TOTAL APPROPRIATIONS		EXPENDITURES		APPROPRIATIONS	
	APPROPRIATIONS	ADJUSTMENTS	APPROPRIATIONS	ADJUSTMENTS			LAPSED	CONTINUED
90753 CANNABIS REGULATORY - INTERIM		149,667	149,667		149,667		-	-
AGENCY TOTAL		149,667	149,667		149,667		-	-
University of CT Health Center								
90753 CANNABIS REGULATORY - INTERIM	-	136,529	136,529		136,528.52		-	-
AGENCY TOTAL		136,529	136,529		136,529		-	-
DEPARTMENT OF CORRECTION								
30015 CORRECTION MEMORIAL FUND	13,447	545	13,992		422		-	13,570
30022 CONFERENCES & SEMINARS	25	-	25		-		-	25
30461 K9 CORRECTION MEMORIAL FUND	1,125	-	1,125		-		-	1,125
34982 CROSS - BROOKLYN CI	-	-	-		-		-	-
35137 CORRECTIONAL GENERAL WELFARE FUND	1,184,585	681,309	1,865,894		326,868		-	1,539,026
30572 VISION PARTNERSHIP	-	1,000	1,000.00		-		-	1,000
35187 CULINARY ARTS PROGRAM	50,072	-	50,072		623		-	49,448
35498 DOC SMOKING CESSATION PROJECT	50,152	-	50,152		283		-	49,869
30645 TALENT MANAGEMENT INNOVATION	-	0	0		-		-	0
90576 RSAT 14 GRANT - STATE	-	51,000	51,000		39,759		-	11,242
30752 TBD	-	8,000	8,000		2,887		-	5,113
AGENCY TOTAL	1,299,407	741,854	2,041,261		370,842		-	1,670,418
DEPARTMENT OF CHILDREN AND FAMILIES								
30016 WILDERNESS SCHOOL PROGRAM	29,211	-	29,211		10,070		-	19,141
30059 SCHOLARSHIP FUND	40	-	40		-		-	40
30084 RICHARD A. FORESTER MEMORIAL FUND	5,352	220	5,572		-		-	5,572
30487 DIFF RESPONSE SYS_CASEY PR	7,952	-	7,952		7,952		-	-
30679 THE COHEN FOUNDATION	1,562	-	1,562		1,492		-	70
30709 YVLIFESET	14,182	300,000	314,182		300,000		-	14,182
30712 MATHEMATICA BSC	66,829	40,000	106,829		31,981		-	74,848
30713 FIVE DAY WILDERNESS ADVENTURE	7,500	-	7,500		7,500		-	-
35706 YOUTH EDUCATION STUDY	-	50,000	50,000		-		-	50,000
90410 MST_QUALITY_ASSURANCE	15,398	-	15,398		-		-	15,398
90637 TRAUMA FOC COG BEHAVIORAL THERAPY	-	100,000	100,000		75,000		-	25,000
90649 ADOLESCENT COM REINFORCE APPCH	2	-	2		-		-	2
90699 HOMELESS YOUTH_DCF	-	1,976,401	1,976,401		1,976,401		-	-
90752 DECD_CARRYFORWARD_FUNDS	186,862	500,000	686,862		328,318		-	358,544
AGENCY TOTAL	334,890	2,966,621	3,301,511		2,738,715		-	562,796
JUDICIAL DEPARTMENT								
30708 ELECTRONIC RECORDS MANAGEMENT	31,883	(500)	31,383		31,383		-	-
30711 TRIAGE PROJECT	-	-	-		-		-	-
30758 SOR2 - TPP EXPANSION	-	640,000	640,000		640,000		-	-
35199 JUDICIAL DATA PROCESSING OPERATIONS REVOLVING ACCOUNT	512,859	548,911	1,061,770		442,944		-	618,826
35205 CLIENT SECURITY FUND	13,254,375	2,547,904	15,802,278		2,759,101		-	13,043,178
35302 COMMUNITY SERVICE LABOR PROG	410	205	615		-		-	615
35359 PROBATION TRANS-TECH VIOLENCE UNIT	4,148,824	415,415	4,564,238		1,374,328		-	3,189,910
35559 PURA ENERGY ENFORCEMENT	254,000	-	254,000		-		-	254,000
35659 RFA LEGAL COUNSEL	311,450	-	311,450		-		-	311,450
90281 BOARD OF PAROLE RESIDENTIAL/NON-RESIDENTIAL SERVICE	39,444	1,384,947	1,424,391		1,293,756		-	130,635
90626 ASIST PROGRAM	58,362	543,062	601,424		487,417		-	114,007
90717 FIREARM SAFETY WARRANTS	832	0	832		832		-	-
90728 CRIMINAL SYSTEMS SECURITY	16,074	30,000	46,074		41,312		-	4,762
90729 DOMESTIC VIOLENCE HIGH RISK SANCTION PROJECT	-	-	-		-		-	-
90730 DOMESTIC VIOLENCE SANCTION 19VWJUDSANCTION	-	-	-		-		-	-
90735 PATHWAYS EVALUATION	6,595	13,190	19,785		19,785		-	-
90748 WARRANT SYSTEM (PRAWN)	-	17,000	17,000		127		-	16,873
90754 DOM VIOL HI RISK SANCTN PROJ	-	6,532	6,532		6,159		-	373
90755 DOM VIOL SANCT 20VWJUDSANCTION	-	28,960	28,960		28,960		-	-
90760 FIREARM SAFETY WARRANTS 2	-	40,500	40,500		38,487		-	2,013
90761 PRE-TRIAL DV PROGRAM PILOT	-	25,208	25,208		5,206		-	20,002
90765 PRE-TRIAL DV PROG PILOT EXPAND	-	13,250	13,250		3,562		-	9,688
AGENCY TOTAL	18,635,109	6,254,583	24,889,692		7,173,360		-	17,716,332
TOTALS	1,120,642,189	1,485,002,362	2,607,186,690		1,737,531,026		-	869,655,664
LESS INTERAGENCY TRANSFERS	-	(4,629,059)	(4,629,059)		(4,629,059)		-	-
TOTAL OTHER GRANTS	1,120,642,189	1,480,373,303	2,602,557,631		1,732,901,967		-	869,655,664
FEDERAL GRANTS								
OFFICE OF LEGISLATIVE MANAGEMENT								
21019 CORONAVIRUS RELIEF FUND	236	(236)	-		-		-	-
21027 CORONAVIRUS STATE AND LOCAL FISCAL RECOVERY FUNDS	1,000,000	-	1,000,000		42,556		-	957,444
AGENCY TOTAL	1,000,236	(236)	1,000,000		42,556		-	957,444
GOVERNORS OFFICE								
11307 ECONOMIC ADJUSTMENT ASSISTANCE	-	-	-		-		-	-
21019 CORONAVIRUS RELIEF FUND	-	23,930,442	23,930,442		25,515		-	23,904,927
21027 CORONAVIRUS STATE AND LOCAL FISCAL RECOVERY FUNDS	69,859,992	-	69,859,992		18,290,315		-	51,569,677
AGENCY TOTAL	69,859,992	23,930,442	93,790,434		18,315,830		-	75,474,604
SECRETARY OF STATE								
21019 CORONAVIRUS RELIEF FUND	-	-	-		-		-	-
90401 HELP AMERICA VOTE ACT REQUIREMENTS PAYMENT	3,331,773	1,075,513	4,407,287		2,779,221		-	1,628,066
AGENCY TOTAL	3,331,773	1,075,513	4,407,287		2,779,221		-	1,628,066
ELECTION ENFORCEMENT COMMISSION								
90401 HELP AMERICA VOTE ACT REQUIREMENTS PAYMENT	974	-	974		-		-	974
AGENCY TOTAL	974	-	974		-		-	974
OFFICE OF THE STATE COMPTROLLER								
21019 CORONAVIRUS RELIEF FUND	-	-	-		-		-	-
97036 DISASTER GRANTS-PUBLIC ASSISTANCE (PRESI	31,807,146	29,085,642	60,892,789		900		-	60,891,889
AGENCY TOTAL	31,807,146	29,085,642	60,892,789		900		-	60,891,889
DEPARTMENT OF REVENUE SERVICES								

SCHEDULE C-7

	CONTINUED AND INITIAL		TOTAL		APPROPRIATIONS	
	APPROPRIATIONS	ADJUSTMENTS	APPROPRIATIONS	EXPENDITURES	LAPSED	CONTINUED
20205 HIGHWAY PLANNING AND CONSTRUCTION	116,439	-	116,439	29,763	-	86,676
21019 CORONAVIRUS RELIEF FUND	2,801,000	(2,802,431)	(1,432)	(3,667,406)	-	3,665,974
21027 CORONAVIRUS STATE AND LOCAL FISCAL RECOVERY FUNDS	-	42,250,000	42,250,000	42,249,865	-	135
AGENCY TOTAL	2,917,438	39,447,569	42,365,007	38,612,222	-	3,752,785
OFFICE OF POLICY AND MANAGEMENT						
16017 SEXUAL ASSAULT SERVICES PROGRAM	339,454	603,705	943,159	408,804	-	534,355
16034 CORONAVIRUS SUPPLEMENTAL FUNDING	612,545	22,257	634,802	369,296	-	265,505
16550 STATE JUSTICE STATISTICS PROGRAM FOR STA	84,948	(12,587)	72,361	20,339	-	52,022
16554 NATIONAL CRIMINAL HISTORY IMPROVEMENT PROGRAM	5,302,127	4,162,203	9,464,330	2,263,311	-	7,201,019
16588 VIOLENCE AGAINST WOMEN FORMULA GRANTS	4,767,414	1,742,398	6,509,813	1,877,117	-	4,632,696
16593 RESIDENTIAL SUBSTANCE ABUSE TREATMENT - PRISONERS	957,384	311,478	1,268,862	264,700	-	1,004,162
16738 EDWARD BYRNE MEMORIAL JUSTICE ASSISTANCE GRANT	5,627,861	6,203,373	11,831,234	1,130,088	-	10,701,146
21019 CORONAVIRUS RELIEF FUND	-	-	-	(106,436)	-	106,436
21027 CORONAVIRUS STATE AND LOCAL FISCAL RECOV	10,000,001	487,336,754	497,336,754	484,470,215	-	12,866,539
84372 STATEWIDE DATA SYSTEMS	597,745	1,067,533	1,665,278	548,683	-	1,116,595
AGENCY TOTAL	28,289,479	501,437,114	529,726,593	491,246,117	-	38,480,476
DEPARTMENT OF VETERANS AFFAIRS						
21019 CORONAVIRUS RELIEF FUND	-	-	-	-	-	-
64005 GRANTS TO STATES FOR CONSTRUCTION OF STATE HOME FACILITIES	1,228,639	(1,228,639)	-	-	-	-
64203 STATE CEMETARY GRANTS	552,739	(552,739)	-	-	-	-
93498 PROVIDER RELIEF FUND	18,442	-	18,442	-	-	18,442
97036 DISASTER GRANTS-PUBLIC ASSISTANCE (PRESIDENTIALLY DECLARED)	1,990	(1,990)	-	-	-	-
AGENCY TOTAL	1,801,810	(1,783,368)	18,442	-	-	18,442
DEPARTMENT OF ADMINISTRATIVE SERVICES						
11032 STATE DIGITAL EQUITY PLANNING GRANTS	-	736,568	736,568.10	63,355.74	-	673,212
12400 MILITARY CONSTRUCTION,NATIONAL GUARD	63,744	-	63,744	-	-	63,744
12401 NATIONAL GUARD MILITARY OPERATIONS & MAINTENANCE	238,008	-	238,008	238,008	-	-
15809 NATIONAL SPATIAL DATA INFRASTRUCTURE	10	-	10	-	-	10
21019 CORONAVIRUS RELIEF FUND	-	-	-	-	-	-
21027 CORONAVIRUS STATE AND LOCAL FISCAL RECOVERY FUNDS	-	75,300,000	75,300,000	-	-	75,300,000
64005 GRANTS TO STATES FOR CONSTRUCTION OF STATE HOME FACILITIES	9,846	-	9,846	-	-	9,846
81041 STATE ENERGY PROGRAM	1,180	-	1,180	-	-	1,180
84425 EDUCATION STABILIZATION FUND	28,776	-	28,776	28,776	-	-
93323 EPIDEMIOLOGY AND LAB CAPACITY FOR INFECTIOUS DISEASES	2	0	2	-	-	2
93563 CHILD SUPPORT ENFORCEMENT	(5,504)	5,504	-	-	-	-
93778 MEDICAL ASSISTANCE PROGRAM	(28,203)	28,203	-	-	-	-
97036 DISASTER GRANTS-PUBLIC ASSISTANCE (PRESI	41,934,858	6,374,700	48,309,558	1,431,699	-	46,877,859
97052 EMERGENCY OPERATIONS CENTERS	18,355	-	18,355	-	-	18,355
99136 OIL COMPANY OVERCHARGE RECOVERIES	113	-	113	-	-	113
AGENCY TOTAL	42,261,186	82,444,976	124,706,162	1,761,839	-	122,944,323
ATTORNEY GENERAL						
21019 CORONAVIRUS RELIEF FUND	-	-	-	-	-	-
66802 SUPERFUND STATE SITE-SPECIFIC COOPERATIVE AGREEMENTS	249,974	-	249,974	-	-	249,974
AGENCY TOTAL	249,974	-	249,974	-	-	249,974
DIVISION OF CRIMINAL JUSTICE						
16034 CORONAVIRUS EMERGENCY SUPPLEMENTAL FUNDING	105,504	-	105,504	105,504	-	-
16036 PROSECUTING COLD CASES USING DNA	383,494	-	383,494	84,082	-	299,412
16320 SERVICES FOR TRAFFICKING VICTIMS	-	560,000	560,000	201,999	-	358,001
16560 JUSTICE RESEARCH, EVALUATION AND DEVELOPMENT PROJECT	9,670	-	9,670	-	-	9,670
16588 VIOLENCE AGAINST WOMEN FORMULA GRANTS	-	-	-	-	-	-
16820 POSTCONVICTION TESTING OF DNA EVIDENCE	60,689	-	60,689	-	-	60,689
16833 NATIONAL SEXUAL ASSAULT KIT INITIATIVE	(33,375)	279,528	246,153	34,102	-	212,051
16922 EQUITABLE SHARING PROGRAM	78,099	-	78,099	44,008	-	34,091
17225 UNEMPLOYMENT INSURANCE	34,005	575,000	609,005	565,458	-	43,547
20600 STATE AND COMMUNITY HIGHWAY SAFETY	2,427	-	2,427	-	-	2,427
20607 ALCOHOL OPEN CONTAINER REQUIREMENTS	(4,661)	-	(4,661)	-	-	(4,661)
20616 NATIONAL PRIORITY SAFETY PROGRAMS	(16,651)	202,456	185,805	207,315	-	(21,510)
21019 CORONAVIRUS RELIEF FUND	-	-	-	-	-	-
21027 CORONAVIRUS STATE AND LOCAL FISCAL RECOVERY FUNDS	-	2,199,879	2,199,879	1,289,554	-	910,325
93788 OPIOID STR	169,938	200,000	369,938	282,874	-	87,063
AGENCY TOTAL	789,139	4,016,863	4,806,002	2,814,897	-	1,991,105
DEPARTMENT OF EMERGENCY MANAGEMENT AND PUBLIC PROTECTION						
11549 STATE AND LOCAL IMPLEMENTATION GRANT PROGRAM	164,040	-	164,040	-	-	164,040
16007 STATE DOMESTIC PREPAREDNESS EQUIPMENT SUPPORT	9,850	-	9,850	-	-	9,850
16034 CORONAVIRUS EMERGENCY SUPPLEMENTAL FUNDING	-	212,012	212,012	212,007	-	6
16036 PROSECUTING COLD CASES USING DNA	264,587	-	264,587	103	-	264,484
16301 FBI CRIME LABORATORY	55,810	-	55,810	-	-	55,810
16302 LAW ENFORCEMENT ASSISTANCE	5,137	-	5,137	-	-	5,137
16543 MISSING CHILDRENS ASSISTANCE	452,019	398,033	850,052	354,992	-	495,060
16550 STATE JUSTICE STATISTICS PROGRAM	2,232	-	2,232	-	-	2,232
16554 NATIONAL CRIMINAL HISTORY IMPROVEMENT PROGRAM	2,521,277	2,901,483	5,422,760	1,383,602	-	4,039,158
16560 JUSTICE RESEARCH, EVALUATION & DEVELOPMENT PROJECT	89,189	-	89,189	-	-	89,189
16579 BYRNE FORMULA GRANT PROGRAM	20,048	-	20,048	-	-	20,048
16592 LAW ENFORCEMENT BLOCK GRANT	63	-	63	-	-	63
16598 STATE IDENTIFICATION SYSTEMS GRANT	487	-	487	-	-	487
16609 COMMUNITY PROSECUTION PROGRAMS	17,576	-	17,576	-	-	17,576
16710 PUBLIC SAFETY PARTNERSHIP & COMMUNITY POLICING	4,150,027	(9,138)	4,140,889	1,026,813	-	3,114,076
16712 POLICE CORPS	124,067	-	124,067	-	-	124,067
16738 EDWARD BYRNE MEMORIAL JUSTICE ASSISTANCE	361,283	883,342	1,244,625	268,320	-	976,304
16741 FORENSIC DNA BACKLOG REDUCTION PROGRAM	993,685	911,703	1,905,388	1,140,568	-	764,820
16742 PAUL COVERDELL FORENSIC SCIENCES IMPROVEMENT GRANT PROGRAM	327,561	293,954	621,515	214,898	-	406,617
16750 SUPPORT FOR ADAM WALSH ACT IMPLEMENTATION GRANT PROGRAM	597,144	300,000	897,144	235,115	-	662,029
16800 INTERNET CRIMES AGAINST CHILDREN TASK FORCE	89	-	89	-	-	89
16820 POSTCONVICTION TESTING OF DNA EVIDENCE	471,460	-	471,460	-	-	471,460
16833 NATIONAL SEXUAL ASSAULT KIT INITIATIVE	3,617,335	1,199,999	4,817,334	1,302,240	-	3,515,094
16835 BODY WORN CAMERA POLICY AND IMPLEMENTATION	196	-	196	-	-	196
16839 STOP SCHOOL VIOLENCE	292,500	-	292,500	88,856	-	203,644
16922 EQUITABLE SHARING PROGRAM	123,926	397,343	521,268	144,859	-	376,409

SCHEDULE C-7

	CONTINUED AND INITIAL		TOTAL		APPROPRIATIONS	
	APPROPRIATIONS	ADJUSTMENTS	APPROPRIATIONS	EXPENDITURES	LAPSED	CONTINUED
20205 HIGHWAY PLANNING AND CONSTRUCTION	4,732	-	4,732	-	-	4,732
20237 COMMERCIAL VEHICLE INFORMATION SYSTEMS	101,112	1,333,334	1,434,446	367,415	-	1,067,032
20600 STATE AND COMMUNITY HIGHWAY SAFETY	1,378,724	-	1,378,724	(267)	-	1,378,990
20605 DUI ENFORCEMENT SUPPORT PROJECT	12,141	-	12,141	-	-	12,141
20607 ALCOHOL OPEN CONTAINER REQUIREMENTS	-	727,852	727,852	151,431	-	576,421
20615 E911 NHTSA GRANT	187	-	187	-	-	187
20616 NATIONAL PRIORITY SAFETY PROGRAMS	1,515,580	1,932,419	3,447,998	1,207,838	-	2,240,160
20703 INTERAGENCY HAZARDOUS MATERIALS PUBLIC SECTOR TRAINING	210,878	-	210,878	116,151	-	94,727
21016 EQUITABLE SHARING	158,134	117,699	275,834	148,164	-	127,670
21019 CORONAVIRUS RELIEF FUND	-	-	-	-	-	-
21027 CORONAVIRUS STATE AND LOCAL FISCAL RECOVERY FUNDS	-	13,603,000	13,603,000	2,777,055	-	10,825,945
83547 FIRST RESPONDER COUNTER-TERRORISM TRAINING ASSISTANCE	153,002	-	153,002	-	-	153,002
93667 SOCIAL SERVICES BLOCK GRANT	42,714	-	42,714	-	-	42,714
97004 STATE DOMESTIC PREPAREDNESS EQUIPMENT SUPPORT	177	-	177	-	-	177
97008 URBAN AREAS SECURITY INITIATIVE	2,948,774	5,588,581	8,537,355	258,222	-	8,279,133
97029 FLOOD MITIGATION ASSISTANCE	456,625	(0)	456,625	-	-	456,625
97032 CRISIS COUNSELING	-	-	-	-	-	-
97036 DISASTER GRANTS-PUBLIC ASSISTANCE (PRESIDENTIALLY DECLARED)	73,857,061	512,356,620	586,213,680	284,078,660	-	302,135,020
97039 HAZARD MITIGATION GRANT	2,817,004	1,061,269	3,878,273	627,427	-	3,250,846
97042 EMERGENCY MANAGEMENT PERFORMANCE GRANTS	13,475,173	5,652,584	19,127,757	5,194,065	-	13,933,692
97043 STATE FIRE TRAINING SYSTEMS GRANTS	7,824	20,000	27,824	7,824	-	20,000
97044 ASSISTANCE TO FIREFIGHTERS GRANT	190,688	220,756	411,443	59,207	-	352,236
97047 PRE-DISASTER MITIGATION	3,544,434	675,000	4,219,434	185,855	-	4,033,579
97052 EMERGENCY OPERATIONS CENTERS	-	2,084,000	2,084,000	-	-	2,084,000
97056 PORT SECURITY GRANT AWARD	284,052	290,250	574,302	138,785	-	435,518
97067 HOMELAND SECURITY GRANT PROGRAM	9,997,044	4,847,500	14,844,544	3,465,816	-	11,378,728
97072 NATIONAL EXPLOSIVES DETECTION CANINE TEAM PROGRAM	(73,741)	404,000	330,259	179,128	-	151,131
97075 RAIL AND TRANSIT SECURITY GRANT PROGRAM	316,771	-	316,771	152,700	-	164,071
97078 BUFFER ZONE PROTECTION PLAN	454	-	454	-	-	454
97106 SECURING THE CITIES PROGRAM	(36,088)	173,035	136,946	79,005	-	57,942
97137 STATE & LOCAL CYBERSECURITY GRANT	-	2,680,589	2,680,589	-	-	2,680,589
99125 OTHER FEDERAL ASSISTANCE	-	-	-	-	-	-
AGENCY TOTAL	126,025,042	561,257,217	687,282,259	305,566,851	-	381,715,408
DEPARTMENT OF MOTOR VEHICLES			(0)			
20218 NATIONAL MOTOR CARRIER SAFETY	1,772,147	4,054,704	5,826,851	4,044,067	-	1,782,785
20232 COMMERCIAL DRIVER LICENSE STATE PROGRAM	2,779,264	2,435,724	5,214,988	323,036	-	4,891,952
20237 COMMERCIAL VEHICLE INFORMATION SYSTEMS AND NETWORKS	4,082,543	2,285,784	6,368,327	554,129	-	5,814,198
20607 ALCOHOL OPEN CONTAINER REQUIREMENTS	307,872	(9,418)	298,453	-	-	298,453
20616 NATIONAL PRIORITY SAFETY PROGRAMS	172,886	540,094	712,980	180,862	-	532,118
21019 CORONAVIRUS RELIEF FUND	-	-	-	(116,159)	-	116,159
21027 CORONAVIRUS STATE AND LOCAL FISCAL RECOVERY FUNDS	-	3,000,000	3,000,000	250,000	-	2,750,000
97067 HOMELAND SECURITY GRANT PROGRAM	33,780	22,000	55,780	22,173	-	33,608
AGENCY TOTAL	9,148,492	12,328,888	21,477,380	5,258,107	-	16,219,273
MILITARY DEPARTMENT						
12400 MILITARY CONSTRUCTION, NATIONAL GUARD	634	472,598	473,232	41,748	-	431,484
12401 NATIONAL GUARD MILITARY OPERATIONS & MAINTENANCE	15,959,970	44,150,145	60,110,115	26,424,982	-	33,685,133
12404 NATIONAL GUARD CIVILIAN YOUTH OPPORTUNITIES	477,002	897,853	1,374,856	830,435	-	544,421
16922 EQUITABLE SHARING PROGRAM	-	32,398	32,398	2,489	-	29,909
21016 EQUITABLE SHARING	-	65,262	65,262	17,854	-	47,408
21019 CORONAVIRUS RELIEF FUND	-	-	-	-	-	-
97036 DISASTER GRANTS-PUBLIC ASSISTANCE (PRESIDENTIALLY DECLARED)	-	-	-	-	-	-
97067 HOMELAND SECURITY GRANT PROGRAM	48,648	168,903	217,552	75,356	-	142,195
AGENCY TOTAL	16,486,254	45,787,160	62,273,414	27,392,863	-	34,880,551
DEPARTMENT OF INSURANCE						
21019 CORONAVIRUS RELIEF FUND	-	-	-	-	-	-
AGENCY TOTAL	-	-	-	-	-	-
OFFICE OF MANAGED CARE OMBUDSMAN						
93519 AFFORDABLE CARE ACT (ACA) CONSUMER ASSISTANCE PROGRAM GRANT	60,501	-	60,501	-	-	60,501
93624 ACA - STATE INNOVATION MODELS: FUNDING FOR MODEL DESIGN	6,475,696	-	6,475,696	-	-	6,475,696
93778 MEDICAL ASSISTANCE PROGRAM	43,832	-	43,832	-	-	43,832
AGENCY TOTAL	6,580,029	-	6,580,029	-	-	6,580,029
DEPARTMENT OF CONSUMER PROTECTION						
10163 MARKET PROTECTION & PROMOTION	182,325	19,800	202,125	-	-	202,125
16002 LAW ENFORCEMENT ASSISTANCE - NARCOTICS/DANGEROUS DRUGS	57,385	-	57,385	425	-	56,960
16754 HAROLD ROGERS PRESCRIPTION DRUG MONITORING	1,806,639	-	1,806,639	622,836	-	1,183,802
38006 STATE APPRAISER AGENCY SUPPORT GRANTS	119,409	-	119,409	28,086	-	91,323
93103 FOOD AND DRUG ADMINISTRATION RESEARCH	16,252	-	16,252	25	-	16,226
93136 INJURY PREVENTION & CONTROL RESEARCH/STATE	353,349	-	353,349	402,067	-	(48,718)
93243 SUBSTANCE ABUSE/MENTAL HEALTH SERVICES PROJECT	86,338	-	86,338	146,963	-	(60,625)
93367 FLEXIBLE FUNDING MODEL - INFRASTRUCTURE	(85,668)	432,257	346,589	303,386	-	43,202
93448 FOOD SAFETY AND SECURITY MONITORING PROJECT	18	-	18	-	-	18
AGENCY TOTAL	2,536,045	452,057	2,988,102	1,503,789	-	1,484,313
DEPARTMENT OF LABOR						
17504 CONSULTATION AGREEMENTS	-	22,208	22,208	22,208	-	-
21019 CORONAVIRUS RELIEF FUND	-	-	-	-	-	-
21027 CORONAVIRUS STATE AND LOCAL FISCAL RECOVERY FUNDS	31,125,730	60,540,000	91,665,730	49,056,429	-	42,609,301
93667 SOCIAL SERVICES BLOCK GRANT	244,414	155,077	399,491	39,636	-	359,856
93674 INDEPENDENT LIVING	173,201	400,000	573,201	215,779	-	357,422
AGENCY TOTAL	31,543,346	61,117,285	92,660,631	49,334,052	-	43,326,579
COMMISSION ON HUMAN RIGHTS AND OPPORTUNITIES						
14401 FAIR HOUSING ASSISTANCE - STATE & LOCAL	297,380	201,593	498,973	176,938	-	322,035
21019 CORONAVIRUS RELIEF FUND	-	-	-	-	-	-
30002 EMPLOYMENT DISCRIMINATION - STATE/LOCAL FAIR EMPLOYMENT	1,715	4,650	6,365	2,399	-	3,966
AGENCY TOTAL	299,094	206,243	505,338	179,337	-	326,001
PROTECTION & ADVOCACY FOR PERSONS WITH DISABILITIES						
93667 SOCIAL SERVICES BLOCK GRANT	2,374	-	2,374	-	-	2,374

SCHEDULE C-7

AGENCY TOTAL	CONTINUED	APPROPRIATION	TOTAL	EXPENDITURES	APPROPRIATIONS	
	AND INITIAL	ADJUSTMENTS	APPROPRIATIONS		LAPSED	CONTINUED
	APPROPRIATIONS		APPROPRIATIONS			
	2,374	-	2,374	-	-	2,374
DEPARTMENT OF AGRICULTURE						
10025 PLANT & ANIMAL DISEASE, PEST CONTROL, & ANIMAL CARE	117,588	381,080	498,668	263,149	-	235,519
10525 FARM AND RANCH STRESS ASSISTANCE NETWORK COMPETITIVE GRANTS	486,884	59,605	546,489	197,511	-	348,978
10162 INSPECTION GRADING & STANDARDIZATION	17,010	1,320	18,330	598	-	17,732
10163 MARKET PROTECTION & PROMOTION	27,413	22,663	50,076	22,663	-	27,413
10170 SPECIALTY CROP BLOCK GRANT PROGRAM -FARM BILL	1,017,650	851,011	1,868,661	427,219	-	1,441,442
10182 FOOD BANK NETWORK	-	6,725,130	6,725,130	1,664,617	-	5,060,513
10450 CROP INSURANCE	40	-	40	-	-	40
10500 COOPERATIVE EXTENSION SERVICE	1,045	-	1,045	-	-	1,045
10557 SPECIAL SUPPLEMENT NUTRITION PROGRAM - WIC	-	250,000	250,000	-	-	250,000
10560 STATE ADMINISTRATIVE EXPENSES FOR CHILD NUTRITION	3	-	3	-	-	3
10572 WIC FARMERS' MARKET NUTRITION PROGRAM	125,421	229,880	355,301	193,622	-	161,680
10575 FARM TO SCHOOL TRAINING AND TECHNICAL ASSISTANCE	82,336	-	82,336	69,972	-	12,364
10576 SENIOR FARMERS MARKET NUTRITION PROGRAM	51,752	66,182	117,934	40,908	-	77,026
10912 ENVIRONMENTAL QUALITY INCENTIVE PROGRAM	2,143	-	2,143	-	-	2,143
10913 FARM AND RANCH LANDS PROTECTION PROGRAM	5,340,115	-	5,340,115	938,815	-	4,401,300
21019 CORONAVIRUS RELIEF FUND	-	(309,450)	(309,450)	(309,450)	-	-
21027 CORONAVIRUS STATE AND LOCAL FISCAL RECOVERY FUNDS	1,236,256	700,000	1,936,256	921,556	-	1,014,700
66437 LONG ISLAND SOUND PROGRAM	50,000	-	50,000	50,000	-	-
93103 FOOD AND DRUG ADMINISTRATION - RESEARCH	509,273	150,000	659,273	525,149	-	134,124
93448 FOOD SAFETY AND SECURITY MONITORING PROJECT	8	-	8	-	-	8
99125 OTHER FEDERAL ASSISTANCE	46,365	3,125	49,490	6,759	-	42,731
AGENCY TOTAL	9,111,302	9,130,546	18,241,848	5,013,088	-	13,228,759
DEPARTMENT OF ENERGY AND ENVIRONMENTAL PROTECTION						
10025 PLANT & ANIMAL DISEASE, PEST CONTROL, & ANIMAL CARE	43,664	-	43,664	-	-	43,664
10093 VOLUNTARY PUBLIC ACCESS AND HABITAT INCENTIVE	550,541	-	550,541	-	-	550,541
10102 EMERGENCY FOREST RESTORATION PROGRAM	4,141	-	4,141	-	-	4,141
10181 AGRICULTURAL WORKER PANDEMIC RELIEF AND PROTECTION PROGRAM	200,000	-	200,000	-	-	200,000
10664 COOPERATIVE FORESTRY ASSISTANCE	1,181,859	981,986	2,163,845	605,285	-	1,558,560
10676 FOREST LEGACY PROGRAM	2,782,149	23,320	2,805,469	1,834	-	2,803,635
10698 STATE & PRIVATE FORESTRY COOPERATIVE FIR	240,544	119,030	359,574	63,497	-	296,077
10720 INFRASTRUCTURE INVESTMENT AND JOBS ACT COMMUNITY WILDFIRE DE	-	50,000	50,000	-	-	50,000
10914 WILDLIFE HABITAT INCENTIVE PROGRAM	70,772	-	70,772	-	-	70,772
11035 BROADBAND EQUITY, ACCESS, AND DEPLOYMENT PROGRAM	-	5,000,000	5,000,000	-	-	5,000,000
11307 ECONOMIC ADJUSTMENT ASSISTANCE	-	850,000	850,000	-	-	850,000
11407 INTERJURISDICTIONAL FISHERIES ACT OF 1986	11,518	-	11,518	10,737	-	781
11413 FISHERY PRODUCTS INSPECTION AND CERTIFICATION	63,905	(63,905)	-	-	-	-
11419 COASTAL ZONE MANAGEMENT ADMINISTRATION AWARDS	2,314,530	2,324,000	4,638,530	2,442,293	-	2,196,237
11420 COASTAL ZONE MANAGEMENT ESTUARINE RESEARCH	13,798	-	13,798	8,535	-	5,263
11434 COOPERATIVE FISHERY STATISTICS	1,559	132,473	134,032	126,806	-	7,225
11463 HABITAT CONSERVATION	3,639	188,905	192,543	13,427	-	179,117
11472 UNALLIED SCIENCE PROGRAM	128,408	-	128,408	123,613	-	4,795
11473 COASTAL SERVICES CENTER	-	1,044,414	1,044,414	-	-	1,044,414
11474 ATLANTIC COASTAL FISHERIES COOPERATIVE MGMT ACT	351,368	-	351,368	251,184	-	100,184
11477 FISHERIES DISASTER RELIEF	7,937	-	7,937	-	-	7,937
12113 MOA FOR REIMBURSEMENT OF TECHNICAL SERVICES	47,456	-	47,456	22,156	-	25,300
14269 COMMUNITY DEVELOPMENT BLOCK GRANT DISASTER RECOVERY	1,650	-	1,650	-	-	1,650
15153 HURRICANE SANDY DISASTER RELIEF & COASTAL RESILIENCY GRANT	81,653	-	81,653	-	-	81,653
15605 SPORT FISH RESTORATION	7,270,960	3,821,811	11,092,771	3,589,187	-	7,503,584
15608 FISH AND WILDLIFE MANAGEMENT ASSISTANCE	216,026	95,000	311,026	-	-	311,026
15611 WILDLIFE RESTORATION	5,439,207	5,757,013	11,196,220	4,879,915	-	6,316,305
15614 COASTAL WETLANDS CONSERVATION	380,700	-	380,700	-	-	380,700
15615 COOPERATIVE ENDANGERED SPECIES CONSERVATION	151,720	-	151,720	13,040	-	138,680
15616 CLEAN VESSEL ACT	2,436,506	1,558,903	3,995,409	1,726,800	-	2,268,610
15622 SPORT FISHING AND BOATING SAFETY ACT	588,068	-	588,068	-	-	588,068
15623 NORTH AMERICAN WETLANDS CONSERVATION FUND	1,746,610	-	1,746,610	9,900	-	1,736,710
15625 FISH & WILDLIFE SERVICE, DEPT OF THE INTERIOR	24,852	-	24,852	-	-	24,852
15634 STATE WILDLIFE GRANTS	374,522	733,507	1,108,029	620,715	-	487,315
15650 RESEARCH GRANTS (GENERIC)	878	-	878	-	-	878
15664 FISH AND WILDLIFE COORDINATION AND ASSISTANCE PROGRAMS	12,209	-	12,209	-	-	12,209
15667 HIGHLANDS CONSERVATION PROGRAM	6,922,018	2,920,000	9,842,018	3,766,500	-	6,075,518
15677 HURRICANE SANDY DISASTER RELIEF ACTIVITIES	200,000	-	200,000	68,462	-	131,538
15808 GEOLOGICAL SURVEY - RESEARCH & DATA ACQUISITION	2,907	-	2,907	-	-	2,907
15810 NATIONAL COOPERATIVE GEOLOGIC MAPPING PROGRAM	62,404	74,097	136,501	200	-	136,301
15814 NATIONAL GEOLOGICAL AND GEOPHYSICAL DATA PRESERVATION PROGRAM	20,763	-	20,763	-	-	20,763
15916 OUTDOOR RECREATION - ACQUISITION, PLANNING, & DEVELOPMENT	1,959,712	-	1,959,712	-	-	1,959,712
20205 HIGHWAY PLANNING AND CONSTRUCTION	304,437	-	304,437	-	-	304,437
20219 RECREATIONAL TRAILS PROGRAM	424,004	-	424,004	29,332	-	394,672
20700 PIPELINE SAFETY	1,641,124	1,196,484	2,837,608	1,170,976	-	1,666,633
20703 INTERAGENCY HAZARDOUS MATERIALS PUBLIC TRAINING	614,973	311,296	926,269	38,259	-	888,010
20721 PHMSA PIPELINE SAFETY PROGRAM ONE CALL GRANT	227,644	46,770	274,414	37,436	-	236,978
21019 CORONAVIRUS RELIEF FUND	-	-	-	-	-	-
21027 CORONAVIRUS STATE AND LOCAL FISCAL RECOVERY FUNDS	14,770,000	25,760,000	40,530,000	1,410,036	-	39,119,964
21029 CORONAVIRUS CAPITAL PROJECTS FUND	-	2,148,306	2,148,306	-	-	2,148,306
66034 SURVEYS, STUDIES, INVESTIGATIONS CLEAN AIR ACT	858,843	662,980	1,521,823	572,739	-	949,084
66040 STATE CLEAN DIESEL GRANT PROGRAM	823,839	532,863	1,356,702	72,074	-	1,284,628
66436 SURVEYS, STUDIES, INVESTIGATIONS, DEMONSTRATIONS & TRAININGS	81,224	-	81,224	-	-	81,224
66437 LONG ISLAND SOUND PROGRAM	13,232,530	11,270,625	24,503,155	5,701,106	-	18,802,048
66438 CONSTRUCTION MANAGEMENT ASSISTANCE	35,411	-	35,411	-	-	35,411
66447 SEWER OVERFLOW AND STORMWATER REUSE MUNICIPAL GRANT PROGRAM	-	1,461,000	1,461,000	-	-	1,461,000
66454 WATER QUALITY MANAGEMENT PLANNING	215,085	572,000	787,085	199,168	-	587,916
66458 CAPITALIZATION GRANTS FOR CLEAN WATER STATE REVOLVING FUND	8,345,511	30,036,500	38,382,011	1,827,092	-	36,554,918
66460 NONPOINT SOURCE IMPLEMENTATION GRANTS	3,036,831	1,219,213	4,256,044	753,852	-	3,502,192
66461 WETLANDS GRANTS	1,000	-	1,000	1,000	-	0
66463 WATER QUALITY COOPERATIVE AGREEMENTS	192,490	-	192,490	-	-	192,490
66467 WASTEWATER OPERATOR TRAINING GRANT	24,039	-	24,039	-	-	24,039
66472 BEACH MONITORING AND NOTIFICATION PROGRAM	15,470	-	15,470	15,097	-	373
66500 ENVIRONMENTAL PROTECTION - CONSOLIDATED RESEARCH	40,424	-	40,424	-	-	40,424
66511 OFFICE OF RESEARCH & DEVELOPMENT CONSOLIDATED RESEARCH	75,841	-	75,841	-	-	75,841
66605 PERFORMANCE PARTNERSHIP GRANTS	9,364,360	9,180,541	18,544,901	10,207,900	-	8,337,001
66606 SURVEYS, STUDIES, INVESTIGATIONS & SPECIAL PURPOSE	14,864	-	14,864	-	-	14,864

SCHEDULE C-7

	CONTINUED AND INITIAL		TOTAL		APPROPRIATIONS	
	APPROPRIATIONS	ADJUSTMENTS	APPROPRIATIONS	EXPENDITURES	LAPSED	CONTINUED
66608 STATE INFORMATION GRANTS	145,048	-	145,048	-	-	145,048
66708 POLLUTION PREVENTION GRANTS	51,960	200,000	251,960	135,215	-	116,744
66713 STATE AND TRIBAL ENVIRONMENTAL JUSTICE	8	-	8	-	-	8
66802 SUPERFUND STATE SITE - SPECIFIC COOPERATIVE AGREEMENTS	879,014	-	879,014	275,590	-	603,424
66804 STATE & TRIBAL UNDERGROUND STORAGE TANKS	7,325	321,944	329,269	318,196	-	11,073
66805 LEAKING UNDERGROUND STORAGE TANK TRUST FUND	363,146	614,264	977,410	621,185	-	356,225
66809 SUPERFUND STATE CORE PROGRAM	252,971	130,101	383,072	123,614	-	259,458
66810 CEPP TECHNICAL ASSISTANCE GRANTS PROGRAM	10,167	-	10,167	-	-	10,167
66817 STATE AND TRIBAL RESPONSE PROGRAM GRANTS	268,579	870,000	1,138,579	856,552	-	282,026
81041 STATE ENERGY PROGRAM	786,410	6,062,700	6,849,110	1,074,149	-	5,774,961
81042 WEATHERIZATION ASSISTANCE FOR LOW INCOME	9,638,310	26,716,844	36,355,154	2,668,308	-	33,686,845
81105 NATIONAL INDUSTRIAL COMPETITIVENESS	132,689	-	132,689	-	-	132,689
81119 DEPARTMENT OF ENERGY SPECIAL PROJECTS	77,010	-	77,010	-	-	77,010
81138 STATE HEATING OIL AND PROPANE PROGRAM	9	-	9	-	-	9
93283 CDC - INVESTIGATIONS AND TECHNICAL ASSISTANCE	43,432	-	43,432	-	-	43,432
93568 LOW INCOME HOME ENERGY ASSISTANCE	529,997	1,100,000	1,629,997	34,027	-	1,595,970
97004 STATE DOMESTIC PREPAREDNESS EQUIPMENT SUPPORT	300,615	-	300,615	-	-	300,615
97012 BOATING SAFETY FINANCIAL ASSISTANCE	627,165	1,472,545	2,099,710	1,549,701	-	550,008
97023 COMMUNITY ASSISTANCE - STATE SUPPORT SERVICES	152,609	207,597	360,206	268,251	-	91,956
97029 FLOOD MITIGATION ASSISTANCE	312,188	-	312,188	-	-	312,188
97036 DISASTER GRANTS - PUBLIC ASSISTANCE (PRESIDENTIALLY DECLARED)	1,058,873	-	1,058,873	28,283	-	1,030,591
97039 HAZARD MITIGATION GRANT	113,283	-	113,283	-	-	113,283
97041 NATIONAL DAM SAFETY PROGRAM	81,525	162,206	243,731	149,436	-	94,295
97045 COOPERATING TECHNICAL PARTNERS	21,835	-	21,835	-	-	21,835
97047 PRE-DISASTER MITIGATION	1,169,358	-	1,169,358	-	-	1,169,358
97067 HOMELAND SECURITY GRANT PROGRAM	139,047	87,500	226,547	149,820	-	76,727
99125 OTHER FEDERAL ASSISTANCE	388,634	2,095,828	2,484,461	484,856	-	1,999,606
99136 OIL COMPANY OVERCHARGE RECOVERIES	366	15	381	-	-	381
AGENCY TOTAL	107,802,673	150,050,676	257,853,349	49,117,338	-	208,736,012
DEPARTMENT OF ECONOMIC AND COMMUNITY DEVELOPMENT						
11307 ECONOMIC ADJUSTMENT ASSISTANCE	11,749,880	-	11,749,880	2,657,999	-	9,091,882
12600 COMMUNITY INVESTMENT	543,474	9,937	553,410.98	203,410.98	-	350,000
12617 ECONOMIC ADJUSTMENT ASSISTANCE FOR STATE GOVERNMENTS	166,308	-	166,308	-	-	166,308
14228 COMMUNITY DEVELOPMENT BLOCK GRANTS	44,000	(44,000)	-	-	-	-
15904 HISTORIC PRESERVATION FUND GRANTS-IN-AID	683,010	2,298,415	2,981,426	2,014,560	-	966,866
15909 HISTORIC AMERICAN BUILDINGS SURVEY	467	-	467	-	-	467
15925 NATIONAL MARITIME HERITAGE GRANTS	205,297	-	205,297	16,934	-	188,363
15929 SAVE AMERICA'S TREASURES	317,000	-	317,000	-	-	317,000
15957 RELIEF TO HISTORIC PROPERTIES DAMAGED BY HURRICANE SANDY	72,981	-	72,981	-	-	72,981
21019 CORONAVIRUS RELIEF FUND	-	(247,100)	(247,100)	(248,300)	-	1,200
21027 CORONAVIRUS STATE AND LOCAL FISCAL RECOV	873,426	77,141,320	78,014,746	65,964,910	-	12,049,836
23135 STATE SMALL BUSINESS CREDIT INITIATIVE TECH ASSISTANCE	37,336,096	-	37,336,096	37,336,096	-	-
45025 PROMOTION OF THE ARTS - PARTNERSHIP AGREEMENTS	1,114,642	-	1,114,642	1,000,692	-	113,950
59061 STATE TRADE AND EXPORT PROMOTION PILOT GRANT PROGRAM	440,956	25,615	466,571	366,954	-	99,617
66818 BROWNFIELD ASSESSMENT & CLEANUP COOPERATIVE AGREEMENTS	512,218	90,445	602,663	-	-	602,663
AGENCY TOTAL	54,059,756	79,274,633	133,334,388	109,313,256	-	24,021,132
DEPARTMENT OF HOUSING						
14195 SECTION 8 HOUSING ASSISTANCE PAYMENTS PROGRAM	1,087	467,429	468,516	468,385	-	130
14228 COMMUNITY DEVELOPMENT BLOCK GRANTS	60,860,284	14,776,720	75,637,004	11,813,098	-	63,823,906
14231 EMERGENCY SHELTER GRANTS PROGRAM	3,195,720	2,463,902	5,659,622	3,385,353	-	2,274,268
14239 HOME INVESTMENT PARTNERSHIPS PROGRAM	65,017,614	15,001,968	80,019,582	14,458,364	-	65,561,218
14241 HOUSING OPPORTUNITIES FOR PERSONS WITH AIDS	305,496	283,088	588,584	256,629	-	331,955
14249 SECTION 8 MODERATE REHABILITATION SINGLE ROOM OCCUPANCY	75,320	60,494	135,814	61,607	-	74,207
14267 CONTINUUM OF CARE PROGRAM	8,760,635	15,580,316	24,340,951	12,385,072	-	11,955,879
14269 COMMUNITY DEVELOPMENT BLOCK GRANT DISASTER	12,877,537	361,486	13,239,023	3,084,548	-	10,154,475
14272 NATIONAL DISASTER RESILIENCE COMPETITION	38,700,557	200,000	38,900,557	2,968,456	-	35,932,101
14275 HOUSING TRUST FUND	12,237,220	10,692,302	22,929,522	8,145,954	-	14,783,567
14276 YOUTH HOMELESSNESS DEMONSTRATION PROGRAM	1,277	-	1,277	-	-	1,277
14326 PROJECT RENTALASSISTANCE DEMONSTRATION (PRA DEMO) PROG	519,870	682,413	1,202,283	714,949	-	487,334
14856 LOWER INCOME HOUSING ASSISTANCE SEC 8	202,427	-	202,427	-	-	202,427
14871 SECTION 8 HOUSING CHOICE VOUCHERS	53,952,054	115,073,465	169,025,519	110,247,209	-	58,778,310
14879 HOUSING AND URBAN DEVELOPMENT	672,497	6,999,506	7,672,003	4,869,837	-	2,802,166
14896 FAMILY SELF-SUFFICIENCY PROGRAM	251,560	331,346	582,906	266,219	-	316,687
14905 LEAD HAZARD REDUCTION DEMONSTRATION GRANT	5,123,228	-	5,123,228	2,198,370	-	2,924,858
21019 CORONAVIRUS RELIEF FUND	-	(28,507)	(28,507)	(28,507)	-	-
21023 EMERGENCY RENTAL ASSISTANCE PROGRAM	102,950,498	13,822,914	116,773,412	40,542,784	-	76,230,628
21026 HOMEOWNER ASSISTANCE FUND	-	-	-	(1,000)	-	1,000
21027 CORONAVIRUS STATE AND LOCAL FISCAL RECOVERY FUNDS	694,445	55,000,000	55,694,445	6,087,809	-	49,606,636
93323 EPIDEMIOLOGY AND LAB CAPACITY FOR INFECTIOUS DISEASES	449,760	-	449,760	241,300	-	208,460
93667 SOCIAL SERVICES BLOCK GRANT	223,004	6,902,083	7,125,087	6,543,183	-	581,904
97036 DISASTER GRANTS-PUBLIC ASSISTANCE (PRESI	4,513,311	5,000,000	9,513,311	8,622,445	-	890,865
AGENCY TOTAL	371,585,399	263,670,924	635,256,323	237,332,063	-	397,924,260
CAPITAL REGIONAL DEVELOPMENT AUTHORITY						
21019 CORONAVIRUS RELIEF FUND	-	7,482	7,482	7,482	-	-
97036 DISASTER GRANTS-PUBLIC ASSISTANCE (PRESI	2,971,558	20,960	2,992,518	(7,482)	-	3,000,000
AGENCY TOTAL	2,971,558	28,442	3,000,000	-	-	3,000,000
CONNECTICUT AGRICULTURAL EXPERIMENT STATION						
10001 AGRICULTURAL RESEARCH - BASIC & APPLIED RESEARCH	4,709	15,000	19,709	2,080	-	17,629
10025 PLANT & ANIMAL DISEASE, PEST CONTROL, & ANIMAL CARE	116,788	504,490	621,278	146,896	-	474,383
10072 WETLANDS RESERVE PROGRAM	-	151,311	151,311	12,454	-	138,857
10170 SPECIALTY CROP BLOCK GRANT PROGRAM - FARM BILL	206,818	362,193	569,011	86,671	-	482,341
10200 GRANTS FOR AGRICULTURAL RESEARCH - SPECIAL	22,871	-	22,871	6,522	-	16,349
10202 COOPERATIVE FORESTRY RESEARCH	195,187	331,880	527,067	274,425	-	252,643
10203 AGRICULTURAL EXPERIMENT STATION - HATCH ACT	1,181,598	1,027,043	2,208,641	913,785	-	1,294,856
10215 SUSTAINABLE AGRICULTURE RESEARCH AND EDUCATION	-	30,000	30,000	-	-	30,000
10303 INTEGRATED PROGRAM	-	-	-	-	-	-
10304 HOMELAND SECURITY - AGRICULTURAL	14,074	14,168	28,242	18,919	-	9,323
10309 SPECIALTY CROP RESEARCH INITIATIVE	112,289	-	112,289	21,817	-	90,472
10310 AGRICULTURE AND FOOD RESEARCH INITIATIVE	3,151,956	13,152	3,165,108	1,089,741	-	2,075,368
10329 CROP PROTECTION AND PEST MANAGEMENT COMP	90,217	-	90,217	66,815	-	23,401

SCHEDULE C-7

	CONTINUED AND INITIAL		TOTAL		APPROPRIATIONS	
	APPROPRIATIONS	ADJUSTMENTS	APPROPRIATIONS	EXPENDITURES	LAPSED	CONTINUED
10604 TECHNICAL ASSISTANCE FOR SPECIALTY CROPS	24,566	143,787	168,353	136,668	-	31,685
10664 COOPERATIVE FORESTRY ASSISTANCE	3,798	10,874	14,672	4,291	-	10,382
10680 FOREST HEALTH PROTECTION	213,015	83,000	296,015	54,541	-	241,474
10684 INTERNATIONAL FORESTRY PROGRAMS	-	108,751	108,751	-	-	108,751
10699 PARTNERSHIP AGREEMENTS	-	-	-	-	-	-
12355 TICK PREVENTION	95,896	-	95,896	89,600	-	6,297
15608 FISH AND WILDLIFE MANAGEMENT ASSISTANCE	26,500	-	26,500	16,460	-	10,040
15634 STATE WILDLIFE GRANTS	2,998	-	2,998	-	-	2,998
47041 ENGINEERING GRANTS	94,042	-	94,042	26,747	-	67,295
66605 PERFORMANCE PARTNERSHIP GRANTS	3,130	-	3,130	-	-	3,130
93084 PREVENTION OF DISEASE, DISABILITY	-	1,551,983	1,551,983	75,598	-	1,476,385
93103 FOOD AND DRUG ADMINISTRATION - RESEARCH	46,125	600,000	646,125	538,915	-	107,209
93143 NIEHS SUPERFUND RESEARCH PROGRAM	228,916	-	228,916	121,481	-	107,434
93173 RESEARCH RELATED TO DEAFNESS AND COMMUNICATION DISORDERS	-	123,224	123,224	16,022	-	107,202
93323 EPIDEMIOLOGY AND LAB CAPACITY FOR INFECTIOUS DISEASE	40,026	220,000	260,026	248,637	-	11,389
93855 ALLERGY, IMMUNOLOGY, AND TRANSPLANTATION RESEARCH	514,110	631,301	1,145,411	296,191	-	849,219
93942 LYME DISEASE RESEARCH AND TREATMENT	-	-	-	-	-	-
99125 OTHER FEDERAL ASSISTANCE	578,894	-	578,894	143,632	-	435,263
AGENCY TOTAL	6,968,524	5,922,157	12,890,681	4,408,908	-	8,481,773
DEPARTMENT OF PUBLIC HEALTH						
10479 FOOD SAFETY COOPERATIVE AGREEMENTS	55,891	-	55,891	(2,994)	-	58,885
10557 SPECIAL SUPPLEMENT NUTRITION PROGRAM - WIC	29,831,857	47,533,773	77,365,631	64,785,300	-	12,580,331
10559 SUMMER FOOD SERVICE PROGRAM FOR CHILDREN	32,966	46,537	79,503	46,672	-	32,831
10561 STATE ADMINISTRATIVE MATCHING GRANTS FOR THE SUPPLEMENTAL	264,337	785,243	1,049,580	760,452	-	289,128
10575 FARM TO SCHOOL TRAINING AND TECHNICAL ASSISTANCE	44,772	155,411	200,183	41,043	-	159,140
10578 WIC GRANTS TO STATES (WGS)	885	25,000	25,885	-	-	25,885
16838 COMPREHENSIVE OPIOID ABUSE SITE-BASED PRG	338,668	-	338,668	174,631	-	164,037
20600 STATE AND COMMUNITY HIGHWAY SAFETY	154,677	-	154,677	-	-	154,677
21019 CORONAVIRUS RELIEF FUND	-	(250,238)	(250,238)	(250,238)	-	-
21027 CORONAVIRUS STATE AND LOCAL FISCAL RECOVERY FUNDS	150,000	47,085,000	47,235,000	189,052	-	47,045,948
66032 STATE INDOOR RADON GRANTS	183,062	200,000	383,062	220,556	-	162,506
66034 SURVEYS, STUDIES, INVESTIGATIONS CLEAN AIR ACT	2,287	-	2,287	-	-	2,287
66204 MULTIPURPOSE GRANTS TO STATES AND TRIBES	49	0	49	-	-	49
66432 PUBLIC WATER SYSTEM SUPERVISION	(423,639)	2,402,000	1,978,361	1,679,444	-	298,916
66442 ASSISTANCE FOR SMALL AND DISADVANTAGED COMMUNITIES DRINKING	420,000	-	420,000	287,922	-	132,078
66444 LEAD TESTING IN SCHOOL AND CHILD CARE PROGRAMS	813,741	-	813,741	249,016	-	564,725
66468 DRINKING WATER STATE REVOLVING LOAN FUND	17,981,360	22,852,420	40,833,780	8,272,602	-	32,561,178
66472 BEACH MONITORING AND NOTIFICATION PROGRAM	197,957	226,000	423,957	45,841	-	378,116
66474 WATER PROTECTION GRANTS TO THE STATES	142,428	-	142,428	-	-	142,428
66605 PERFORMANCE PARTNERSHIP GRANTS	-	299,000	299,000	166,899	-	132,101
66701 TOXIC SUBSTANCES COMPLIANCE MONITORING	239,576	-	239,576	174,540	-	65,036
66707 TSCA TITLE IV - CERTIFY LEAD-BASED PAINT PROFESSIONALS	324,891	-	324,891	84,801	-	240,091
93048 AGING PROGRAMS - TITLE IV - TRAIN/RESEARCH/DISCRETIONARY	108	-	108	-	-	108
93064 LABORATORY TRAINING, EVALUATION, AND QUALITY ASSURANCE	262,866	185,499	448,365	138,737	-	309,628
93066 VITAL STATISTICS RE-ENGINEERING PROGRAM	370,879	-	370,879	-	-	370,879
93069 PUBLIC HEALTH EMERGENCY PREPAREDNESS	6,618,628	7,756,083	14,374,711	6,381,166	-	7,993,545
93070 ENVIRONMENTAL PUBLIC HEALTH AND EMERGENCY RESPONSE	1,463,508	1,755,000	3,218,508	991,500	-	2,227,007
93073 BIRTH DEFECTS AND DEVELOPMENTAL DISABILITIES	15,109	-	15,109	-	-	15,109
93074 HOSPITAL PREPAREDNESS PROGRAM (HPP) AND PUBLIC HEALTH EMERGENCY	74,749	-	74,749	-	-	74,749
93079 COOPERATIVE AGREEMENTS TO PROMOTE ADOLESCENT HEALTH	87,984	110,000	197,984	91,833	-	106,151
93092 PERSONAL RESPONSIBILITY EDUCATION PROGRAM	1,940,836	520,314	2,461,150	416,154	-	2,044,996
93094 WELL-INTEGRATED SCREENING AND EVALUATION FOR WOMEN	1,884	-	1,884	-	-	1,884
93103 FOOD AND DRUG ADMINISTRATION RESEARCH	286,112	(141,329)	144,783	(204,562)	-	349,345
93110 MATERNAL AND CHILD HEALTH	452,067	108,219	560,286	176,099	-	384,186
93116 TUBERCULOSIS CONTROL PROGRAM	616,424	1,123,377	1,739,801	777,392	-	962,409
93130 PRIMARY CARE SERVICES PLANNING	317,414	198,572	515,986	221,862	-	294,124
93136 INJURY PREVENTION & CONTROL RESEARCH - STATE AND COMMUNITY PROGRAM	5,703,304	6,516,794	12,220,098	6,849,965	-	5,370,133
93165 GRANTS FOR STATE LOAN REPAYMENT	961,416	644,000	1,605,416	12,688	-	1,592,728
93197 CHILDHOOD LEAD POISONING PREVENTION	843,708	450,000	1,293,708	227,299	-	1,066,410
93236 GRANTS TO STATES TO SUPPORT ORAL HEALTH WORKFORCE ACTIVITIES	431,210	400,000	831,210	253,413	-	577,797
93240 STATE CAPACITY BUILDING	202,115	450,989	653,104	541,414	-	111,690
93243 SUBSTANCE ABUSE/MENTAL HEALTH SERVICE PROJECT	306	-	306	-	-	306
93251 UNIVERSAL NEWBORN HEARING SCREENING	220,219	235,000	455,219	238,157	-	217,062
93262 OCCUPATIONAL SAFETY AND HEALTH RESEARCH GRANTS	261,991	80,599	342,590	319,155	-	23,435
93268 IMMUNIZATION GRANTS	38,197,630	7,253,953	45,451,583	13,602,254	-	31,849,329
93270 ADULT VIRAL HEPATITIS PREVENTION AND CONTROL	366,316	-	366,316	332,367	-	33,949
93283 CDC - INVESTIGATIONS AND TECHNICAL ASSISTANCE	-	-	3,699,697	-	-	3,699,697
93292 NATIONAL PUBLIC HEALTH IMPROVEMENT INITIATIVE	1,194	-	1,194	-	-	1,194
93296 STATE PARTNERSHIP GRANT PROG TO IMPROVE MINORITY HEALTH	18,811	-	18,811	-	-	18,811
93305 NATIONAL STATE BASED TOBACCO CONTROL PROGRAM	65,012	-	65,012	-	-	65,012
93314 EARLY HEARING DETECTION AND INTERVENTION INFORMATION SYSTEMS	88,139	-	88,139	-	-	88,139
93317 EMERGING INFECTIONS PROGRAMS	7,525,880	6,833,514	14,359,394	4,928,626	-	9,430,768
93323 EPIDEMIOLOGY AND LAB CAPACITY FOR INFECTIOUS DISEASE	328,793,572	3,759,117	332,552,689	50,059,382	-	282,493,307
93334 COGNITIVE IMPAIRMENT CAREGIVING AT THE STATE AND LOCAL LEVEL	223,568	296,600	520,168	254,865	-	265,303
93336 BEHAVIOR RISK FACTOR SURVEILLANCE SYSTEM	561,030	533,087	1,094,117	774,433	-	319,684
93354 PUBLIC HEALTH CRISIS RESPONSE	21,690,880	400,810	22,091,690	5,344,227	-	16,747,462
93366 STATE ACTIONS TO IMPROVE ORAL HEALTH	653,798	570,000	1,223,798	520,890	-	702,909
93387 NATIONAL AND STATE TOBACCO CONTROL PROGRAM	1,637,554	1,177,808	2,815,362	766,367	-	2,048,995
93391 CDC PARTNER CRISIS RESPONSE NOFO	15,832,684	-	15,832,684	3,693,614	-	12,139,070
93421 STRENGTHENING PUBLIC HEALTH SYSTEMS	132,727	162,000	294,727	187,516	-	107,211
93424 NON-ACA/PPHF - BUILDING CAPACITY OF THE PUBLIC HEALTH SYSTEM	2,770	-	2,770	-	-	2,770
93426 IMPROVING THE HEALTH OF AMERICANS	1,844,486	1,887,432	3,731,918	1,909,053	-	1,822,865
93436 WELL-INTEGRATED SCREENING AND EVALUATION	572,983	536,900	1,109,883	722,090	-	387,793
93439 STATE PHYSICAL ACTIVITY AND NUTRITION	530,448	911,484	1,441,932	756,653	-	685,279
93464 ACL ASSISTIVE TECHNOLOGY	290,112	-	290,112	-	-	290,112
93478 PREVENTING MATERNAL DEATHS: SUPPORTING M	328,974	300,000	628,974	282,150	-	346,824
93505 AFFORDABLE CARE ACT (ACA) MATERNAL, INFANT	12,397,422	-	12,397,422	-	-	12,397,422
93506 ACA NATIONWIDE PROGRAM FOR NATIONAL AND STATE BACKGROUND CHECK	335,627	-	335,627	-	-	335,627
93507 STRENGTHENING PUBLIC HEALTH INFRASTRUCTURE FOR IMPROVED HEALTH	2,671	-	2,671	-	-	2,671
93531 COMMUNITY TRANSFORMATION GRANTS	49,405	-	49,405	-	-	49,405
93538 THE AFFORDABLE CARE ACT: NATIONAL ENVIRONMENT PUBLIC HEALTH	43,833	-	43,833	-	-	43,833
93566 REFUGEE AND ENTRANT ASSISTANCE - STATE	(2,438)	125,350	122,912	166,210	-	(43,298)
93576 REFUGEE & ENTRANT ASSISTANCE - DISCRETIONARY GRANT	233,531	-	233,531	-	-	233,531

SCHEDULE C-7

	CONTINUED AND INITIAL		TOTAL		APPROPRIATIONS	
	APPROPRIATIONS	ADJUSTMENTS	APPROPRIATIONS	EXPENDITURES	LAPSED	CONTINUED
93667 SOCIAL SERVICES BLOCK GRANT	522,599	-	522,599	-	-	522,599
93733 CAPACITY BUILDING ASSISTANCE TO STRENGTHEN PUBLIC HEALTH	1,586	-	1,586	-	-	1,586
93735 PREVENTION AND PUBLIC HEALTH FUNDS	88,560	-	88,560	-	-	88,560
93745 HEALTH CARE SURVEILLANCE/HEALTH STATISTICS	1,371	-	1,371	-	-	1,371
93753 CHILD LEAD POISONING PREVENTION	58,575	-	58,575	-	-	58,575
93757 STATE PUBLIC HEALTH ACTION TO PREVENT AND CONTROL DIABETES	207,449	-	207,449	-	-	207,449
93758 PREVENTIVE HEALTH AND HEALTH SERVICES BLOCK GRANT	1,587,312	2,241,045	3,828,357	1,626,576	-	2,201,782
93767 CHILDREN'S HEALTH INSURANCE PROGRAM	27,900	960,463	988,363	966,126	-	22,236
93770 MEDICARE PRESCRIPTION DRUG COVERAGE	72,410	-	72,410	-	-	72,410
93777 CERTIFICATION OF HEALTH CARE PROVIDERS & SUPPLIERS	1,668,934	5,427,026	7,095,960	5,739,072	-	1,356,888
93778 MEDICAL ASSISTANCE PROGRAM	209,120	-	209,120	-	-	209,120
93788 OPIOID STR	19	-	19	-	-	19
93800 ORGANIZED APPROACHES TO INCREASE COLOREC	726,663	1,058,912	1,785,575	358,286	-	1,427,289
93817 HOSPITAL PREPAREDNESS PROGRAM (HPP) EBOLA PREPAREDNESS	-	-	-	-	-	-
93876 ANTIMICROBIAL RESISTANCE SURVEILLANCE IN RETAIL FOOD SPECIME	-	471,329	471,329	397,039	-	74,290
93889 NATIONAL BIOTERRORISM HOSPITAL PREPAREDNESS	1,112,201	2,016,040	3,128,242	1,815,819	-	1,312,423
93898 CANCER PREVENTION AND CONTROL PROGRAM	2,219,707	4,732,391	6,952,098	2,367,203	-	4,584,895
93815 DOMESTIC EBOLA SUPPLEMENT TO THE EPIDEMIOLOGY AND LABORATORY	16,300	-	16,300	-	-	16,300
93917 HIV CARE FORMULA GRANTS	45,033,086	20,289,932	65,323,018	18,909,864	-	46,413,154
93918 GRANTS TO PROVIDE OUTPATIENT EARLY INTERVENTION SERVICES WIT	77,000	-	77,000	77,000	-	-
93926 HEALTHY START INITIATIVES	1,453,555	1,144,121	2,597,676	1,166,028	-	1,431,648
93928 SPECIAL PROJECTS OF NATIONAL SIGNIFICANCE	41,637	48,579	90,216	296	-	89,920
93938 SUPPORT SCHOOL HEALTH EDUCATION TO PREVENT AIDS	1,961	-	1,961	-	-	1,961
93940 HIV PREVENTION ACTIVITIES - HEALTH DEPARTMENT	3,805,636	3,972,091	7,777,727	3,651,580	-	4,126,147
93943 EPIDEMIOLOGIC RESEARCH STUDIES OF ACQUIRED IMMUNODEFICIENCY	20,771	-	20,771	-	-	20,771
93944 HIV/AIDS SURVEILLANCE	438,850	-	438,850	(17)	-	438,867
93945 CHRONIC DISEASE PREVENTION AND HEALTH PROMOTION	271,203	-	271,203	-	-	271,203
93946 COOPERATIVE AGREEMENTS TO SUPPORT STATE-BASED SAFE MOTHERHOOD	176,003	175,000	351,003	160,514	-	190,489
93967 CDC'S COLLABORATION WITH ACADEMIA TO STRENGTHEN PUBLIC HLTH	-	31,686,243	31,686,243	134,717	-	31,551,526
93977 PREVENTIVE HEALTH SERVICES - STD	4,218,466	2,867,418	7,085,884	1,770,267	-	5,315,617
93991 PREVENTIVE HEALTH & HEALTH SERVICES BLOCK GRANT	569,378	-	569,378	-	-	569,378
93994 MATERNAL AND CHILD HEALTH SERVICES BLOCK GRANT	809,488	5,590,867	6,400,355	4,825,271	-	1,575,084
97036 DISASTER GRANTS-PUBLIC ASSISTANCE (PRESI	42,278,962	-	42,278,962	18,720,052	-	23,558,910
97067 HOMELAND SECURITY GRANT PROGRAM	179,822	(16)	179,806	2,325	-	177,482
99125 OTHER FEDERAL ASSISTANCE	5,059,268	3,711,780	8,771,047	3,999,596	-	4,771,451
AGENCY TOTAL	620,962,708	252,894,539	873,857,247	245,346,121	-	628,511,125
			(0.60)			
OFFICE OF HEALTH STRATEGY						
21027 CORONAVIRUS STATE AND LOCAL FISCAL RECOVERY FUNDS	-	905,356	905,356.00	364,619.76	-	540,736
93391 CDC Partner Crisis Response NOFO	-	1,825,070	1,825,070.45	1,473,530.45	-	351,540
93624 ACA- STATE INNOVATION MODELS	2,552,430	-	2,552,430	52,192	-	2,500,238
93778 MEDICAL ASSISTANCE PROGRAM	60,038	7,443,607	7,503,645	7,158,979	-	344,666
AGENCY TOTAL	2,612,468	10,174,033	12,786,501	9,049,320	-	3,737,181
OFFICE OF CHIEF MEDICAL EXAMINER						
16034 CORONAVIRUS EMERGENCY SUPPLEMENTAL FUNDING	-	-	-	-	-	-
16037 STRENGTHENING THE MEDICAL EXAMINER - CORONER SYSTEM	-	100,000	100,000	89,856	-	10,144
16560 JUSTICE RESEARCH, EVALUATION AND DEVELOP	2,193	32,396	34,589	34,589	-	-
16742 PAUL COVERDELL FORENSIC SCIENCES IMPROVEMENT	-	148,483	148,483	148,483	-	-
21019 CORONAVIRUS RELIEF FUND	-	-	-	-	-	-
21027 CORONAVIRUS STATE AND LOCAL FISCAL RECOVERY FUNDS	-	860,667	860,667	326,705	-	533,962
93136 INJURY PREVENTION AND CONTROL RESEARCH - STATE	-	188,172	188,172	152,871	-	35,301
AGENCY TOTAL	2,193	1,329,718	1,331,911	752,505	-	579,406
DEPARTMENT OF DEVELOPMENTAL SERVICES						
21027 CORONAVIRUS STATE AND LOCAL FISCAL RECOVERY FUNDS	1,903,301	54,500,000	56,403,301	31,188,143	-	25,215,158
21019 CORONAVIRUS RELIEF FUND	1,330,582	(1,380,231)	(49,649)	(49,649)	-	-
84027 SPECIAL EDUCATION - STATE GRANTS	318,765	350,000	668,765	252,321	-	416,444
84161 REHABILITATION SERVICES - CLIENT ASSISTANCE	17,592	-	17,592	-	-	17,592
84240 PROGRAM OF PROTECTION AND ADVOCACY	-	8,112	8,112	-	-	8,112
93618 HELP AMERICA VOTE ACT GRANT	21,000	-	21,000	-	-	21,000
93630 DEVELOPMENTAL DISABILITIES - BASIC SUPPORT/ADVOCACY	944,845	832,145	1,776,990	1,116,361	-	660,629
93778 MEDICAL ASSISTANCE PROGRAM	3,263,534	253,646	3,517,181	162,766	-	3,354,415
97036 DISASTER GRANTS-PUBLIC ASSISTANCE (PRESIDENTIALLY DECLARED)	-	-	-	-	-	-
97044 ASSISTANCE TO FIREFIGHTERS GRANT	15,676	-	15,676	-	-	15,676
AGENCY TOTAL	7,823,407	54,555,560	62,378,967	32,669,943	-	29,709,024
DEPARTMENT OF MENTAL HEALTH						
14238 SHELTER PLUS CARE	39,566	-	39,566	(112,776)	-	152,342
14267 CONTINUUM OF CARE PROGRAM	19,578,490	39,133,830	58,712,320	26,599,582	-	32,112,739
16838 COMPREHENSIVE OPIOID ABUSE SITE-BASED PROGRAM	5,999,998	-	5,999,998	2,120,241	-	3,879,757
21019 CORONAVIRUS RELIEF FUND	24,983	(26,340)	(1,357)	(1,357)	-	-
21027 CORONAVIRUS STATE AND LOCAL FISCAL RECOVERY FUNDS	11,507,374	70,535,000	82,042,374	20,941,238	-	61,101,136
93103 FOOD AND DRUG ADMINISTRATION RESEARCH	1,304,231	3,076,602	4,380,833	1,220,428	-	3,160,406
93150 ASSISTANCE IN TRANSITION FROM HOMELESSNESS (PATH)	169,559	819,225	988,784	824,248	-	164,536
93243 SUBSTANCE ABUSE/MENTAL HEALTH SERVICES PROJECT	3,481,607	8,222,752	11,704,359	5,229,638	-	6,474,721
93665 MENTAL AND SUBSTANCE USE DISORDERS	665,797	(1)	665,796	640,309	-	25,487
93667 SOCIAL SERVICES BLOCK GRANT	377,224	1,804,971	2,182,195	2,142,996	-	39,199
93788 OPIOID STR	4,224,837	14,356,802	18,581,640	12,802,636	-	5,779,004
93958 COMMUNITY MENTAL HEALTH SERVICES BLOCK GRANT	11,558,775	11,265,305	22,824,080	13,333,246	-	9,490,834
93959 SUBSTANCE ABUSE PREVENTION & TREATMENT BLOCK GRANT	25,181,170	20,790,768	45,971,938	28,150,007	-	17,821,931
93982 MENTAL HEALTH DISASTER ASSISTANCE AND EMERGENCY	801,143	-	801,143	-	-	801,143
93994 MATERNAL AND CHILD HEALTH SERVICES BLOCK GRANT	1	(1)	-	-	-	-
97032 CRISIS COUNSELING	300,769	-	300,769	-	-	300,769
99125 OTHER FEDERAL ASSISTANCE	170	-	170	-	-	170
AGENCY TOTAL	85,215,694	169,978,913	255,194,608	113,890,435	-	141,304,173
DEPARTMENT OF TRANSPORTATION						
21019 CORONAVIRUS RELIEF FUND	-	-	-	-	-	-
AGENCY TOTAL	-	-	-	-	-	-
DEPARTMENT OF SOCIAL SERVICES						
10178 TRADE MITIGATION PROGRAM	-	-	-	-	-	-
10187 EMERGENCY FOOD ASSISTANCE PROGRAM (TEFAP)	-	102,500	102,500	-	-	102,500

SCHEDULE C-7

	CONTINUED AND INITIAL		TOTAL		APPROPRIATIONS	
	APPROPRIATIONS	ADJUSTMENTS	APPROPRIATIONS	EXPENDITURES	LAPSED	CONTINUED
10537 SUPPLEMENTAL NUTRITION ASSISTANCE PROGRAM	675,489	(675,489)	-	-	-	-
10545 FARMERS' MARKET SUPPLEMENTAL NUTRITION	-	-	-	-	-	-
10559 SUMMER FOOD SERVICE PROGRAM FOR CHILDREN	606,245	-	606,245	-	-	606,245
10561 STATE ADMINISTRATIVE MATCHING GRANTS FOR THE SUPPLEMENTAL NUTRITION	10,457,177	11,272,997	21,730,174	10,211,972	-	11,518,202
10565 COMMODITY SUPPLEMENTAL FOOD PROGRAM	251,179	248,649	499,828	236,962	-	262,866
10568 EMERGENCY FOOD ASSISTANCE PROGRAM	1,156,006	982,934	2,138,940	1,526,221	-	612,720
10649 PANDEMIC EBT ADMINISTRATIVE COSTS	1,618,375	933,850	2,552,225	2,163,561	-	388,665
21019 CORONAVIRUS RELIEF FUND	-	-	-	-	-	-
21027 CORONAVIRUS STATE AND LOCAL FISCAL RECOVERY FUNDS	17,880,478	38,129,201	56,009,679	23,694,121	-	32,315,559
93095 HHS PROGRAMS FOR DIASTER RELIEF APPROPRIATIONS	11,404	-	11,404	-	-	11,404
93323 EPIDEMIOLOGY AND LAB CAPACITY FOR INFECT	66,311	0	66,311	-	-	66,311
93391 CDC PARTNER CRISIS RESPONSE NOFO	400,000	-	400,000	-	-	400,000
93497 FAMILY VIOLENCE PREVENTION AND SERVICES/ SEXUAL ASSAULT/RAPE	1,959,794	-	1,959,794	979,897	-	979,897
93558 TEMPORARY ASSISTANCE FOR NEEEDY FAMILIES	-	7,908,534	7,908,534	7,410,517	-	498,018
93563 CHILD SUPPORT ENFORCEMENT	232,958	6,160,868	6,393,826	4,688,388	-	1,705,438
93566 REFUGEE AND ENTRANT ASSISTANCE - STATE	8,817,483	16,588,648	25,406,131	6,578,430	-	18,827,702
93568 LOW-INCOME HOME ENERGY ASSISTANCE	42,449,595	116,630,990	159,080,585	122,803,763	-	36,276,822
93569 COMMUNITY SERVICES BLOCK GRANT	11,972,644	9,196,596	21,169,240	12,838,961	-	8,330,279
93575 CHILDCARE DEVELOPMENT AND BLOCK GRANT	39,478,061	151,546,807	191,024,868	135,601,644	-	55,423,225
93583 REFUGEE AND ENTRANT ASSISTANCE WILSON	282,066	300,000	582,066	131,962	-	450,104
93596 CHILD CARE MANDATORY AND MATCHING FUNDS	4,670,768	39,609,517	44,280,285	24,901,736	-	19,378,549
93597 GRANTS FOR ACCESS & VISITATION PROGRAMS	200,232	19,768	220,000	95,000	-	125,000
93664 SUBSTANCE USE-DISORDER PREVENTION PRG	11,256	-	11,256	-	-	11,256
93667 SOCIAL SERVICES BLOCK GRANT	7,150,942	7,204,689	14,355,631	7,189,329	-	7,166,302
93671 FAMILY VIOLENCE PREVENTION & SERVICES	4,144,280	1,560,619	5,704,899	1,980,561	-	3,724,338
93747 ELDER ABUSE PREVENTION INTERVENTIONS PROGRAM	1,892,434	1,776,855	3,669,289	839,857	-	2,829,433
93767 CHILDREN'S HEALTH INSURANCE PROGRAM	1,200,685	39,586,689	40,787,374	40,508,121	-	279,253
93778 MEDICAL ASSISTANCE PROGRAM	144,765,802	5,535,594,279	5,680,360,081	5,503,708,223	-	176,651,858
93788 OPIOD STR	39,447	-	39,447	39,447	-	-
93791 MONEY FOLLOWS THE PERSON REBALANCING DEMONSTRATION	6,897,503	2,567,000	9,464,503	4,724,049	-	4,740,453
93959 SUBSTANCE ABUSE PREVENTION & TREATMENT BLOCK GRANT	581,333	-	581,333	575,220	-	6,113
97036 DISASTER GRANTS-PUBLIC ASSISTANCE	601,828	-	601,828	-	-	601,828
AGENCY TOTAL	310,471,777	5,987,246,502	6,297,718,279	5,913,427,940	-	384,290,339

STATE DEPARTMENT OF REHABILITATIVE SERVICES

14191 MULTIFAMILY HOUSING SERVICE COORDINATORS	28,655	533,421	562,076	467,011	-	95,065
17235 SENIOR COMMUNITY SERVICE EMPLOYMENT	966,817	872,034	1,838,851	1,105,435	-	733,416
21019 CORONAVIRUS RELIEF FUND	-	-	-	-	-	-
21027 CORONAVIRUS STATE AND LOCAL FISCAL RECOVERY FUNDS	1,718,318	13,754,792	15,473,110	2,672,909	-	12,800,202
84126 REHABILITATION SERVICES - VOCATIONAL REHABILITATION GRANT	27,305,536	41,115,202	68,420,738	26,815,946	-	41,604,792
84177 REHABILITATION - INDEPENDENT LIVING FOR OLDER, BLIND INDIVIDUALS	229,760	361,314	591,074	353,602	-	237,471
84187 SUPPORTED EMPLOYMENT SERVICES - SEVERE HANDICAPS	881,001	510,298	1,391,299	76,357	-	1,314,942
84421 DISABILITY INNOVATION FUND (DIF)	-	13,943,946	13,943,946	871,663	-	13,072,283
84426 RANDOLPH-SHEPPARD FINANCIAL RELIEF	-	-	-	-	-	-
93041 AGING PROGRAMS - TITLE VII CHAPTER 3	42,154	59,701	101,855	56,415	-	45,440
93042 SPECIAL PROGRAMS FOR THE AGING TITLE VII	222,624	448,357	670,981	376,294	-	294,687
93043 AGING PROGRAMS - TITLE III PART D - PREV	630,951	294,258	925,209	249,034	-	676,175
93044 AGING PROGRAMS - TITLE III PART B - SUPP	9,000,038	5,064,476	14,064,514	5,061,820	-	9,002,694
93045 AGING PROGRAMS - TITLE III PART C - NUTR	14,159,281	9,665,112	23,824,393	11,322,612	-	12,501,781
93048 AGING PROGRAMS - TITLE IV - TRAIN/RESEARCH	553,798	381,065	934,863	547,851	-	387,012
93052 NATIONAL FAMILY CAREGIVER SUPPORT TITLE III PART E	2,795,141	2,193,712	4,988,853	2,536,366	-	2,452,487
93053 NUTRITION SERVICES INCENTIVE PROGRAM	624,334	1,377,061	2,001,395	1,017,447	-	983,948
93071 MEDICARE ENROLLMENT ASSISTANCE PROGRAM	109,845	294,591	404,436	256,742	-	147,694
93324 STATE HEALTH INSURANCE ASSISTANCE PROGRAM	671,194	591,504	1,262,698	621,070	-	641,627
93369 ACL INDEPENDENT LIVING STATE GRANTS	151,117	686,777	837,894	554,894	-	283,000
93464 ACL ASSISTIVE TECHNOLOGY	491,257	766,222	1,257,479	462,022	-	795,457
93517 AFFORDABLE CARE ACT AGING AND DISABILITY RESOURCE CENTER	88,473	-	88,473	-	-	88,473
93667 SOCIAL SERVICES BLOCK GRANT	355,847	1,093,629	1,449,476	550,752	-	898,723
93747 ELDER ABUSE PREVENTION INTERVENTIONS PROGRAM	-	10,000	10,000	6,597	-	3,403
96001 SOCIAL SECURITY-DISABILITY INSURANCE	2,790,568	33,071,216	35,861,785	29,935,206	-	5,926,579
96008 SSA - BENEFITS PLANNING, ASSISTANCE, & OUTREACH	98,909	-	98,909	-	-	98,909
99125 OTHER FEDERAL ASSISTANCE	360,580	-	360,580	54,049	-	306,531
AGENCY TOTAL	64,276,195	127,088,688	191,364,883	85,972,093	-	105,392,791

DEPARTMENT OF EDUCATION

10553 SCHOOL BREAKFAST PROGRAM	9,509,261	53,629,580	63,138,842	53,667,312	-	9,471,529
10555 NATIONAL SCHOOL LUNCH PROGRAM	29,315,347	189,477,734	218,793,081	192,078,994	-	26,714,087
10556 SPECIAL MILK PROGRAM FOR CHILDREN	17,041	57,946	74,986	71,059	-	3,928
10558 CHILD AND ADULT CARE FOOD PROGRAM	9,721,544	15,743,986	25,465,530	21,257,295	-	4,208,235
10559 SUMMER FOOD SERVICE PROGRAM FOR CHILDREN	6,398,911	262,415	6,661,325	5,875,714	-	785,612
10560 STATE ADMINISTRATIVE EXPENSES FOR CHILN NUTRITION	1,644,285	2,547,016	4,191,301	3,521,333	-	669,968
10579 CHILD NUTRITION DISCRETIONARY GRANT	456,764	660,586	1,117,351	248,039	-	869,312
10582 FRESH FRUIT AND VEGETABLE PROGRAM	990,939	3,198,724	4,189,663	3,480,568	-	709,095
10649 PANDEMIC EBT ADMINISTRATIVE COSTS	11,666	776,174	787,840	787,840	-	-
10645 FARM TO SCHOOL GRANTS ARPA	-	863,466	863,466	55,987	-	807,479
12620 TROOPS TO TEACHERS PROGRAM	243,954	-	243,954	-	-	243,954
21019 CORONAVIRUS RELIEF FUND	2,457	(3,699)	(1,243)	(1,243)	-	-
21027 CORONAVIRUS STATE AND LOCAL FISCAL RECOVERY FUNDS	3,633,740	118,865,109	122,498,849	45,985,328	-	76,513,521
84002 ADULT EDUCATION - BASIC GRANTS TO STATES	2,523,090	6,316,125	8,839,215	4,835,075	-	4,004,140
84010 TITLE I GRANTS TO LOCAL EDUCATIONAL AGENCIES	55,367,955	152,316,400	207,684,355	153,290,241	-	54,394,114
84013 TITLE I PROGRAM FOR NEGLECTED AND DELINQUENT CHILDREN	1,449,012	1,102,639	2,551,651	1,440,470	-	1,111,181
84027 SPECIAL EDUCATION - STATE GRANTS	88,588,507	150,322,881	238,911,388	173,130,013	-	65,781,375
84048 CAREER AND TECHNICAL EDUCATION - BASIC GRANTS TO STATES	4,303,833	11,556,160	15,859,993	11,877,332	-	3,982,661
84063 PELL GRANT PROGRAM	12,315	(12,315)	-	-	-	-
84173 SPECIAL EDUCATION - PRESCHOOL GRANTS	5,047,304	5,277,576	10,324,880	6,782,523	-	3,542,358
84184 DRUG-FREE SCHOOLS AND COMMUNITIES	12,733	-	12,733	-	-	12,733
84196 EDUCATION OF HOMELESS CHILDREN AND YOUTH	1,401,072	967,892	2,368,964	1,122,846	-	1,246,119
84287 TITLE IV, PART B, 21ST CENTURY COMMUNITY LEARNING	5,311,494	12,115,703	17,427,196	12,375,476	-	5,051,720
84298 STATE GRANTS FOR INNOVATIVE PROGRAM	(1,432)	-	(1,432)	(1,432)	-	-
84305 EDUCATION RESEARCH, DEVELOPMENT AND DISSEMINATION	35,000	-	35,000	-	-	35,000
84325 SPEICAL EDUCATION - PERSONAL DEVELOPMENT TO IMPROVE SERVICE	114,310	-	114,310	101,712	-	12,598
84365 ENGLISH LANGUAGE ACQUISITION GRANTS	4,260,561	6,935,603	11,196,164	6,759,507	-	4,436,657
84367 IMPROVING TEACHER QUALITY STATE GRANTS	9,001,893	16,917,026	25,918,919	17,634,321	-	8,284,597
84369 GRANTS FOR STATE ASSESSMENTS AND RELATED ACTIVITIES	7,982,269	5,092,948	13,075,217	5,398,214	-	7,677,004

SCHEDULE C-7

	CONTINUED AND INITIAL		TOTAL		APPROPRIATIONS	
	APPROPRIATIONS	ADJUSTMENTS	APPROPRIATIONS	EXPENDITURES	LAPSED	CONTINUED
84372 STATEWIDE DATA SYSTEMS	1,821,556	-	1,821,556	1,067,533	-	754,023
84377 SCHOOL IMPROVEMENT GRANTS	7,466	-	7,466	-	-	7,466
84424 STUDENT SUPPORT AND ACADEMIC ENRICHMENT	8,404,117	11,543,104	19,947,220	11,265,495	-	8,681,725
84425 EDUCATION STABILIZATION FUND	1,247,087,635	(9,093,092)	1,237,994,543	481,278,298	-	756,716,245
84938 ELEMENTARY AND SECONDARY EDUCATION	13,125	-	13,125	-	-	13,125
93243 SUBSTANCE ABUSE/MENTAL HEALTH SERVICES PROJECTS	947,513	1,766,197	2,713,710	1,474,965	-	1,238,745
93434 PRESCHOOL DEVELOPMENT GRANT BIRTH	91,001	-	91,001	76,509	-	14,492
93945 CHRONIC DISEASE PREVENTION AND HEALTH PROMOTION	68,687	-	68,687	-	-	68,687
99125 OTHER FEDERAL ASSISTANCE	574,573	337,392	911,965	368,824	-	543,141
AGENCY TOTAL	1,506,371,498	759,541,275	2,265,912,773	1,217,306,147	-	1,048,606,626
OFFICE OF EARLY CHILDHOOD						
10578 WIC GRANTS TO STATES (WGS)	10,000	-	10,000	-	-	10,000
21019 CORONAVIRUS RELIEF	-	-	-	-	-	-
21027 CORONAVIRUS STATE AND LOCAL FISCAL RECOVERY FUNDS	7,984,727	77,625,000	85,609,727	12,140,231	-	73,469,496
84010 TITLE I GRANTS TO LOCAL EDUCATIONAL AGENCIES	5,035	-	5,035	-	-	5,035
84027 SPECIAL EDUCATION - STATE GRANTS	2,407	-	2,407	-	-	2,407
84173 SPECIAL EDUCATION - PRESCHOOL GRANTS	603,983	500,000	1,103,983	1,094,799	-	9,184
84181 GRANTS FOR INFANTS AND FAMILIES WITH DISABILITIES	8,763,499	5,408,778	14,172,277	4,313,121	-	9,859,156
84325 SPECIAL EDUCATION - PERSONAL DEVELOPMENT	504,006	463,766	967,772	327,603	-	640,169
84419 PRESCHOOL DEVELOPMENT GRANTS	88,873	-	88,873	-	-	88,873
84425 EDUCATION STABILIZATION FUND	18,028	-	18,028	18,028	-	-
93136 INJURY PREVENTION & CONTROL RESEARCH/STATE	561,333	499,306	1,060,639	339,372	-	721,267
93391 CDC PARTNER CRISIS RESPONSE NOFO	-	1,132,000	1,132,000	584,869	-	547,131
93434 PRESCHOOL DEVELOPMENT GRANT BIRTH THROUGH FIVE	13,068,402	3,916,150	16,984,552	6,308,652	-	10,675,900
93500 PREGNANCY ASSISTANCE FUND	194,158	-	194,158	-	-	194,158
93575 CHILD CARE AND DEVELOPMENT BLOCK GRANT	196,828,308	84,882,476	281,710,784	195,966,883	-	85,743,901
93590 COMMUNITY - BASED FAMILY RESOURCE AND SUPPORT	4,045,341	1,619,171	5,664,512	1,273,621	-	4,390,891
93596 CHILD CARE MANDATORY AND MATCHING FUNDS	-	39,609,517	39,609,517	39,609,517	-	-
93600 HEAD START	416,046	501,130	917,175	185,158	-	732,017
93870 MATERNAL, INFANT AND EARLY CHILDHOOD HOME VISITING GRANT	14,867,881	9,277,292	24,145,173	9,127,420	-	15,017,753
93945 CHRONIC DISEASE PREVENTION AND HEALTH	84,694	-	84,694	-	-	84,694
AGENCY TOTAL	248,046,720	225,434,586	473,481,306	271,289,275	-	202,192,031
STATE LIBRARY						
21019 CORONAVIRUS RELIEF	-	-	-	-	-	-
45149 PROMOTION OF THE HUMANITIES - PRESERVATION AND ACCESS	256,364	-	256,364	90,449	-	165,915
45310 STATE LIBRARY PROGRAM	1,266,871	4,473,874	5,740,745	2,551,699	-	3,189,045
45312 NATIONAL LEADERSHIP GRANTS	28,154	-	28,154	-	-	28,154
45313 LAURA BUSH 21ST CENTURY LIBRARIAN PROGRAM	155,000	-	155,000	129,000	-	26,000
84154 PUBLIC LIBRARY CONSTRUCTION & TECHNOLOGY ENHANCE	57,482	-	57,482	-	-	57,482
84167 LIBRARY LITERACY PROGRAM	13,083	-	13,083	-	-	13,083
89003 NATIONAL HISTORICAL PUBLICATIONS AND RECORDS GRANT	34,038	1,027,970	1,062,008	46,517	-	1,015,491
AGENCY TOTAL	1,810,993	5,501,844	7,312,837	2,817,666	-	4,495,171
DEPARTMENT OF HIGHER EDUCATION						
16816 JOHN R. JUSTICE PROSECUTORS AND DEFENDERS INCENTIVE ACT	2,685	37,371	40,056	34,962	-	5,094
21019 CORONAVIRUS RELIEF	-	-	-	-	-	-
21027 CORONAVIRUS STATE AND LOCAL FISCAL RECOVERY FUNDS	314,051	40,000,000	40,314,051	40,172,593	-	141,458
64124 ALL-VOLUNTEER FORCE EDUCATIONAL ASSISTANCE	539,522	426,363	965,884	324,321	-	641,564
84185 BYRD HONORS SCHOLARSHIPS	3,891	-	3,891	-	-	3,891
84334 GAINING EARLY AWARENESS AND READINESS FOR UNDERGRAD PROGRAMS	5,603,625	98,794	5,702,419	608,455	-	5,093,964
84367 IMPROVING TEACHER QUALITY STATE GRANTS	252,726	-	252,726	-	-	252,726
84378 COLLEGE ACCESS CHALLENGE GRANT PROGRAM	263,779	-	263,779	-	-	263,779
84425 EDUCATION STABILIZATION FUND	1,217,553	-	1,217,553	938,497	-	279,056
94003 STATE COMMISSION	27,268	295,000	322,268	333,255	-	(10,988)
94004 AMERICORPS COMMISSION INVESTMENT FUND	116,926	247,423	364,349	257,691	-	106,659
94006 AMERICORPS	540,841	2,400,770	2,941,611	2,720,861	-	220,750
94007 PLANNING & PROGRAM DEVELOPMENT GRANTS	113,887	-	113,887	-	-	113,887
AGENCY TOTAL	8,996,754	43,505,721	52,502,474	45,390,633	-	7,111,841
UNIVERSITY OF CONNECTICUT						
21019 CORONAVIRUS RELIEF	-	-	-	-	-	-
21027 CORONAVIRUS STATE AND LOCAL FISCAL RECOVERY FUNDS	-	38,200,000	38,200,000	38,200,000	-	-
97036 DISASTER GRANTS-PUBLIC ASSISTANCE	1,864,629	(1,864,629)	-	-	-	-
AGENCY TOTAL	1,864,629	36,335,371	38,200,000	38,200,000	-	-
UNIVERSITY OF CONNECTICUT HEALTH CENTER						
21019 CORONAVIRUS RELIEF	-	-	-	-	-	-
21027 CORONAVIRUS STATE AND LOCAL FISCAL RECOVERY FUNDS	-	72,700,000	72,700,000	72,700,000	-	-
97036 DISASTER GRANTS-PUBLIC ASSISTANCE	4,246,365	(4,246,365)	-	-	-	-
AGENCY TOTAL	4,246,365	68,453,635	72,700,000	72,700,000	-	-
BOARD OF REGENTS FOR HIGHER EDUCATION						
21019 CORONAVIRUS RELIEF	-	-	-	-	-	-
21027 CORONAVIRUS STATE AND LOCAL FISCAL RECOVERY FUNDS	6,500,000	178,500,000	185,000,000	163,353,190.48	-	21,646,810
84002 ADULT EDUCATION - BASIC GRANTS TO STATES	13,090	286,910	300,000	300,000	-	-
84007 FEDERAL SUPPLEMENTAL EDUCATIONAL OPPORTUNITIES	-	59,281	59,281	59,281	-	-
84063 PELL GRANT PROGRAM	-	2,715,991	2,715,991	2,715,991	-	-
84116 FUND FOR THE IMPROVEMENT OF POSTSECONDARY EDUCATION	37,473	-	37,473	-	-	37,473
84268 FEDERAL DIRECT STUDENT LOANS	-	6,732,414	6,732,414	6,732,414	-	-
84334 GAINING EARLY AWARENESS AND READINESS FOR UNDERGRAD PROGRAMS	16,683,320	1,627,216	18,310,535	154,503	-	18,156,032
84378 COLLEGE ACCESS CHALLENGE GRANT PROGRAM	1,111,883	-	1,111,883	64,124	-	1,047,759
97036 DISASTER GRANTS-PUBLIC ASSISTANCE	5,530,650	(5,530,650)	-	-	-	-
AGENCY TOTAL	29,876,416	184,391,162	214,267,578	173,379,503	-	40,888,074
DEPARTMENT OF CORRECTION						
10579 CHILD NUTRITION DISCRETIONARY GRANT	-	23,945	23,945	18,605	-	5,340
16034 CORONAVIRUS EMERGENCY SUPPLEMENTAL FUNDING	519,560	-	519,560	299,440	-	220,120
16593 RESIDENTIAL SUBSTANCE ABUSE TREATMENT FOR STATE PRISONERS	502	264,700	265,202	231,477	-	33,725
16606 STATE CRIMINAL ALIEN ASSISTANCE PROGRAM	3,835,121	3,988,683	7,823,804	1,073,117	-	6,750,687
16812 SECOND CHANCE ACT PRISONER REENTRY INITIATIVE	-	410,007	410,007	410,007	-	0
16922 EQUITABLE SHARING PROGRAM	89,799	12,975	102,774	33,424	-	69,350
21019 CORONAVIRUS RELIEF	-	3,862,261	3,862,261	3,862,261	-	-

SCHEDULE C-7

	CONTINUED AND INITIAL		TOTAL		APPROPRIATIONS	
	APPROPRIATIONS	ADJUSTMENTS	APPROPRIATIONS	EXPENDITURES	LAPSED	CONTINUED
21027 CORONAVIRUS STATE AND LOCAL FISCAL RECOVERY FUNDS	435,269	3,501,238	3,936,507	518,314	-	3,418,193
84013 TITLE I PROGRAM FOR NEGLECTED AND DELINQUENT CHILDREN	419,157	1,322,792	1,741,948	1,192,516	-	549,432
84027 SPECIAL EDUCATION - STATE GRANTS	94,535	348,604	443,139	340,484	-	102,656
84048 CAREER AND TECHNICAL EDUCATION - BASIC G	13,738	-	13,738	13,738	-	-
84367 IMPROVING TEACHER QUALITY STATE GRANTS	12,795	5,327	18,122	14,196	-	3,926
84425 EDUCATION STABILIZATION FUND	-	55,000	55,000	-	-	55,000
93136 INJURY PREVENTN & CONTROL RESEARCH/STATE	(22,049)	135,582	113,533	79,063	-	34,470
93243 SUBSTANCE ABUSE/MENTAL HEALTH SERVICE PROJECT	13,109	48,344	61,453	33,951	-	27,502
93279 DRUG ABUSE RESEARCH PROGRAMS	-	-	-	-	-	-
93323 EPIDEMIOLOGY AND LAB CAPACITY FOR INFECTIOUS DISEASES	-	4,480,000	4,480,000	3,974,471	-	505,529
93590 COMMUNITY - BASED FAMILY RESOURCE AND SU	24,208	-	24,208	24,208	-	-
93665 MENTAL & SUBSTANCE USE DISORDERS	10,513	-	10,513	10,513	-	-
93788 OPIOID STR	1,531,194	1,210,000	2,741,194	2,223,612	-	517,582
93928 SPECIAL PROJECTS OF NATIONAL SIGNIFICANCE	55,000	-	55,000	27,350	-	27,650
97036 DISASTER GRANTS-PUBLIC ASSISTANCE	60,947,406	99,833,903	160,781,308	47,358,516	-	113,422,792
AGENCY TOTAL	67,979,856	119,503,360	187,483,216	61,739,262	-	125,743,954
DEPARTMENT OF CHILDREN AND FAMILIES						
16831 CHILDREN OF INCARCERATED PARENTS	675,000	-	675,000	81,552	-	593,448
21019 CORONAVIRUS RELIEF	-	-	-	-	-	-
21027 CORONAVIRUS STATE AND LOCAL FISCAL RECOVERY FUNDS	3,000,003	47,760,000	50,760,003	32,657,214	-	18,102,789
84013 TITLE I PROGRAM FOR NEGLECTED AND DELINQUENT CHILDREN	8,750	123,885	132,635	197,112	-	(64,477)
84027 SPECIAL EDUCATION - STATE GRANTS	75,682	127,822	203,504	118,932	-	84,572
84173 SPECIAL EDUCATION - PRESCHOOL GRANTS	517	512	1,029	-	-	1,029
84367 IMPROVING TEACHER QUALITY STATE GRANTS	23	807	830	300	-	530
84425 EDUCATION STABILIZATION FUND	-	55,000	55,000	12,986	-	42,014
93092 PERSONAL RESPONSIBILITY EDUCATION PROGRAM	1,978	-	1,978	-	-	1,978
93104 CMHS CHILD MENTAL HEALTH SERVICE INITIATIVE	1,188,455	1,000,000	2,188,455	752,314	-	1,436,140
93110 MATERNAL AND CHILD HEALTH	111,250	745,000	856,250	745,000	-	111,250
93243 SUBSTANCE ABUSE/MENTAL HEALTH SERVICES PROJECTS REGIONAL/NATIONAL	521,810	574,100	1,095,910	391,886	-	704,024
93556 PROMOTING SAFE AND STABLE FAMILIES	5,915,904	2,730,656	8,646,560	4,643,221	-	4,003,339
93599 CHAFFEE EDUCATION & TRAINING VOUCHERS PROGRAM	662,111	421,717	1,083,828	829,067	-	254,761
93603 ADOPTIVE INCENTIVE PAYMENTS	957,319	1,824,500	2,781,819	508,034	-	2,273,785
93643 CHILDREN'S JUSTICE GRANTS TO STATE	78,491	188,925	267,416	253,633	-	13,782
93645 CHILD WELFARE SERVICES - STATE GRANTS	1,177,280	1,741,952	2,919,232	1,698,904	-	1,220,328
93652 ADOPTION OPPORTUNITIES-ADMINISTRATION	-	595,219	595,219	44,890	-	550,329
93658 FOSTER CARE - TITLE IV-E	633,234	11,500,000	12,133,234	8,186,422	-	3,946,812
93665 MENTAL & SUBSTANCE USE DISORDERS DURING COVID-19	51,316	-	51,316	-	-	51,316
93669 CHILD ABUSE AND NEGLECT STATE GRANTS	1,091,695	937,232	2,028,927	1,272,669	-	756,258
93674 INDEPENDENT LIVING	1,548,232	1,645,995	3,194,227	1,220,876	-	1,973,351
93788 OPIOID STR	784,359	315,000	1,099,359	775,588	-	323,771
93958 COMMUNITY MENTAL HEALTH SERVICES BLOCK GRANT	5,793,376	3,374,303	9,167,679	4,071,013	-	5,096,667
97036 DISASTER GRANTS-PUBLIC ASSISTANCE (PRESIDENTIALLY DECLARED)	-	807,546	807,546	-	-	807,546
AGENCY TOTAL	24,276,786	76,470,171	100,746,957	58,461,614	-	42,285,343
JUDICIAL DEPARTMENT						
16554 NATIONAL CRIMINAL HISTORY IMPROVEMENT PROGRAM	152,158	787,500	939,658	726,828	-	212,830
16575 CRIME VICTIM ASSISTANCE	28,488,939	15,626,659	44,115,598	19,510,605	-	24,604,994
16576 CRIME VICTIM COMPENSATION	2,237,668	755,000	2,992,668	925,788	-	2,066,879
16585 DRUG COURT DISCRETIONARY GRANT PROGRAM	761,165	-	761,165	427,411	-	333,754
16588 VIOLENCE AGAINST WOMEN FORMULA GRANTS	19,786	261,420	281,206	191,016	-	90,190
16812 SECOND CHANCE ACT PRISONER REENTRY INITIATIVE	327,476	(46,006)	281,470	132,842	-	148,628
20232 COMMERCIAL DRIVER LICENSE STATE PROGRAMS	12,092	-	12,092	-	-	12,092
21023 EMERGENCY RENTAL ASSISTANCE PROGRAM	48,131	5,421	53,552	-	-	53,552
21019 CORONAVIRUS RELIEF	41,880	(4,003)	37,877	37,877	-	-
21027 CORONAVIRUS STATE AND LOCAL FISCAL RECOVERY FUNDS	3,500,000	31,049,290	34,549,290	20,313,281	-	14,236,009
93586 STATE COURT IMPROVEMENT PROGRAM	850,804	244,088	1,094,892	320,608	-	774,284
93788 OPIOID STR	150,630	300,000	450,630	304,947	-	145,683
AGENCY TOTAL	36,590,730	48,979,368	85,570,098	42,891,203	-	42,678,895
EDUCATION STABILIZATION FUND						
TECHNICAL COLLEGES						
10553 SCHOOL BREAKFAST PROGRAM	-	34,868	34,868	-	-	34,868
10555 NATIONAL SCHOOL LUNCH PROGRAM	-	8,789,359	8,789,359	6,267,659	-	2,521,700
10579 CHILD NUTRITION DISCRETIONARY GRANT	-	25,000	25,000	-	-	25,000
10649 PANDEMIC EBT ADMINISTRATIVE COSTS	-	21,114	21,114	-	-	21,114
84010 TITLE I GRANTS TO LOCAL EDUCATIONAL AGENCIES	-	5,103,169	5,103,169	3,174,246	-	1,928,923
84027 SPECIAL EDUCATION - STATE GRANTS	-	3,699,321	3,699,321	3,639,457	-	59,864
84048 CAREER AND TECHNICAL EDUCATION - BASIC GRANTS TO STATES	-	486,468	486,468	328,449	-	158,019
84063 PELL GRANT PROGRAM	-	12,315	12,315	-	-	12,315
84287 TITLE IV, PART B, 21ST CENTURY COMMUNITY LEARNING CENTERS	-	44	44	-	-	44
84365 ENGLISH LANGUAGE ACQUISITION GRANTS	-	81,541	81,541	20,765	-	60,776
84367 IMPROVING TEACHER QUALITY STATE GRANTS	-	481,485	481,485	473,700	-	7,785
84424 STUDENT SUPPORT AND ACADEMIC ENRICHMENT PROGRAM	-	386,645	386,645	162,750	-	223,895
84425 EDUCATION STABILIZATION FUND	-	28,462,229	28,462,229	12,491,713	-	15,970,516
93243 SUBSTANCE ABUSE/MENTAL HEALTH SRVS PROJECTS REGION/NATIONAL	-	8,136	8,136	-	-	8,137
AGENCY TOTAL	-	47,591,695	47,591,695	26,558,740	-	21,032,956
PROBATE COURT ADMINISTRATION						
16813 NICS ACT RECORD IMPROVEMENT PROGRAM	0	-	0	-	-	0
AGENCY TOTAL	0	-	0	-	-	0
PUBLIC DEFENDER SERVICES COMMISSION						
16034 CORONAVIRUS EMERGENCY SUPPLEMENTAL FUNDING	-	-	-	-	-	-
16836 INDIGENT DEFENSE	-	-	-	-	-	-
21019 CORONAVIRUS RELIEF	-	-	-	-	-	-
21027 CORONAVIRUS STATE AND LOCAL FISCAL RECOVERY FUNDS	-	2,023,821	2,023,821	1,004,923	-	1,018,898
93586 STATE COURT IMPROVEMENT PROGRAM	44,109	50,000	94,109	34,274	-	59,835
AGENCY TOTAL	44,109	2,073,821	2,117,930	1,039,197	-	1,078,733
TOTALS	3,948,898,335	10,089,930,705	14,038,829,039	9,762,874,830	-	4,275,954,210
LESS INTERAGENCY TRANSFERS	-	(367,624,230)	(367,624,230)	(367,624,230)	-	-
TOTAL FEDERAL GRANTS	3,910,102,722	9,722,306,475	13,671,204,809	9,395,250,600	-	4,275,954,210
TOTAL FEDERAL GRANTS AND OTHER GRANTS	\$ 5,030,744,910	\$ 11,202,679,777	\$ 16,273,762,440	\$ 11,127,066,653	\$ -	\$ 5,145,609,875

**TRANSPORTATION GRANTS AND RESTRICTED ACCOUNTS FUND
STATEMENT OF APPROPRIATIONS AND EXPENDITURES
FISCAL YEAR ENDED JUNE 30, 2023**

	CONTINUED APPROPRIATIONS	APPROPRIATION ADJUSTMENTS	TOTAL APPROPRIATIONS	EXPENDITURES	APPROPRIATIONS LAPSED	CONTINUED
OTHER GRANTS AND RESTRICTED ACCOUNTS						
OFFICE OF THE STATE TREASURER						
35266 STO COST OF ISSUANCE	\$ 142,413	\$ 603,547	\$ 745,960	\$ 745,960	\$ -	\$ -
AGENCY TOTAL	142,413	603,547	745,960	745,960	-	-
DEPARTMENT OF MOTOR VEHICLES						
30498 TEEN DRIVING GRANT	49,440	-	49,440	102	-	49,338
AGENCY TOTAL	49,440	-	49,440	102	-	49,338
CONNECTICUT AIRPORT AUTHORITY						
35629 CT AIRPORT & AVIATION ACCOUNT	-	13,425,339	13,425,339	11,447,370	-	1,977,969
AGENCY TOTAL	-	13,425,339	13,425,339	11,447,370	-	1,977,969
DEPARTMENT OF TRANSPORTATION						
30040 PIGGYBACK SERVICE DEVELOPMENT	6,782	-	6,782	-	-	6,782
30054 PUBLIC BUS TRANSPORTATION - LOCAL SUBSIDY	1,715	-	1,715	-	-	1,715
30069 EMPLOYEE HEALTH & FITNESS CENTER	17,211	10,008	27,219	5,579	-	21,640
30127 ENFORCEMENT GRANT	53,246	-	53,246	-	-	53,246
30186 MOTORCYCLE RIDER EDUCATION PROGRAM	940,387	177,288	1,117,675	344,309	-	773,366
30263 NON-STATE FUNDS FOR SEMINARS HOST AGENCY	10,800	-	10,800	-	-	10,800
30269 AMTRAK PASS-THRU FUNDS-NE CORRIDOR	42,267,793	-	42,267,793	-	-	42,267,793
30273 AMTRAK PASSTHROUGH FD-ELECTR	33,963	-	33,963	-	-	33,963
30361 CITIES/TOWNS - DEMAND DEPOSITS (DD-MUNI)	14,854,894	2,489,949	17,344,843	5,293,226	-	12,051,617
30436 CLAIM SETTLEMENTS	-	-	-	-	-	-
30659 SERVICE PATROL SPONSORSHIP	434,289	495,000	929,289	409,030	-	520,259
30664 WORK ZONE AWARENESS -DONATIONS	3,500	-	3,500	-	-	3,500
30665 UPASS FARE CARD FUNDS	2,696,161	2,174,021	4,870,182	4,870,182	-	-
30666 DOT 125th ANNIVERSARY	462	-	462	462	-	-
30686 AMTRAK PRIIA CAPITAL FUNDS	102,707,937	22,582,452	125,290,389	1,767,236	-	123,523,153
30697 CT VW NOx MIGRATION GRANT	4	-	4	-	-	4
30736 FUNDS FROM OTHER STATES	-	-	-	-	-	-
30738 US CLIMATE ALLIANCE GRANT	-	-	-	-	-	-
35304 TSB PROJECTS ACCOUNT	7,819,715	-	7,819,715	5,600,001	-	2,219,714
35309 TAX ADVANTAGED LEASE PROCEEDS	951,839	-	951,839	-	-	951,839
35326 OS/OW PERMIT TRANSMITTAL FEES	620,408	659,081	1,279,489	247,810	-	1,031,679
35345 MOTORIST ASSISTANCE SERVICES	675	-	675	-	-	675
35526 WORK ZONE SAFETY ACCOUNT	252,483	108,001	360,484	76,157	-	284,327
35695 EVERSOURCE-COSTSHAREREC	3,638,816	-	3,638,816	-	-	3,638,816
90138 CONSTRUCT DARIEN WELCOME CENTER	37,236	-	37,236	-	-	37,236
90176 ACCESS ROAD-UCONN TECHNICAL PARK	59,322	-	59,322	-	-	59,322
90179 PHASE II ACCESS ROAD UCONN TECH PARK	21,032	-	21,032	-	-	21,032
90488 S. HARTFORD STAR SHUTTLE EXT. DEMO	9,134	-	9,134	-	-	9,134
AGENCY TOTAL	177,439,804	28,695,800	206,135,604	18,613,992	-	187,521,612
TOTAL OTHER GRANTS	177,631,657	42,724,686	220,356,343	30,807,424	-	189,548,919
LESS INTERAGENCY TRANSFERS	-	-	-	-	-	-
FEDERAL GRANTS						
CONNECTICUT AIRPORT AUTHORITY						
20106 AIRPORT IMPROVEMENT PROGRAM	741,686	-	741,686	123,689	-	617,997
AGENCY TOTAL	741,686	-	741,686	123,689	-	617,997
DEPARTMENT OF TRANSPORTATION						
14269 COMMUNITY DEVELOPMENT BLOCK GRANT DISASTER	2,268,268	743,400	3,011,668	(275,797)	-	3,287,465
14272 NATIONAL DISASTER RESILIENCE COMPETITION	-	706,600	706,600	399,190	-	307,410
20106 AIRPORT IMPROVEMENT PROGRAM	177,703	-	177,703	11	-	177,692
20200 HIGHWAY RESEARCH AND DEVELOPMENT PROGRAM	200,802	-	200,802	22,694	-	178,108
20205 HIGHWAY PLANNING AND CONSTRUCTION	1,379,735,031	1,162,505,540	2,542,240,571	647,980,061	-	1,894,260,510
20215 HIGHWAY TRAINING AND EDUCATION	78,786	144,198	222,984	213,542	-	9,442
20237 COMMERCIAL VEHICLE INFORMATION SYSTEMS	2,579	-	2,579	-	-	2,579
20301 RAILROAD SAFETY	56,473	-	56,473	-	-	56,473
20308 LOCAL RAIL FREIGHT ASSISTANCE	375,399	-	375,399	-	-	375,399
20324 RESTORATION AND ENHANCEMENT	-	4,395,616	4,395,616	2,794,023	-	1,601,593
20500 FEDERAL TRANSIT CAPITAL INVESTMENT GRANT	54,390,438	(286,877)	54,103,561	12,562,663	-	41,540,898
20505 FEDERAL TRANSIT - METROPOLITAN PLANNING	812,637	(245,706)	566,931	243,698	-	323,233
20507 FEDERAL TRANSIT - FORMULA GRANTS	375,568,094	684,462,402	1,060,030,496	309,871,093	-	750,159,403
20509 FORMULA GRANTS FOR OTHER THAN URBANIZED	18,484,661	7,019,297	25,503,958	2,639,886	-	22,864,072
20513 CAPITAL ASSISTANCE PRG ELDERLY PERSONS	4,777,760	7,971,059	12,748,819	2,344,426	-	10,404,393
20521 NEW FREEDOM PROGRAM	666,355	-	666,355	58,320	-	608,035
20522 FEDERAL TRANSIT ADMINISTRATION (FTA)	508,859	-	508,859	6	-	508,853
20525 STATE OF GOOD REPAIR GRANTS PROGRAM	139,643,125	37,993,985	177,637,110	31,789,910	-	145,847,200
20526 DOT - BUS AND FACILITIES FORMULA	27,397,831	44,004,099	71,401,930	6,217,428	-	65,184,502
20527 PUBLIC TRANSPORTATION EMERGENCY RELIEF	53,789,000	(317,065)	53,471,935	22,944,445	-	30,527,490
20530 PUBLIC TRANSPORTATION INNOVATION	2,329,938	-	2,329,938	169,105	-	2,160,833
20600 STATE AND COMMUNITY HIGHWAY SAFETY	6,018,357	3,873,929	9,892,286	2,573,971	-	7,318,315
20607 ALCOHOL OPEN CONTAINER REQUIREMENTS	11,033,626	5,841,483	16,875,109	3,641,244	-	13,233,865
20611 INCENTIVE GRANT TO PROHIBIT RACIAL PROFILING	1,374,666	1,150,000	2,524,666	398,841	-	2,125,825
20616 NATIONAL PRIORITY SAFETY PROGRAMS	9,187,890	6,495,362	15,683,252	5,933,501	-	9,749,751
20933 OFFICE OF THE SECRETARY (OST) ADMINISTRATION	7,653,834	-	7,653,834	6,768,095	-	885,739
20935 STATE AND LOCAL GOVERNMENT DATA ANALYSIS	31,521	-	31,521	-	-	31,521
21027 CORONAVIRUS STATE AND LOCAL FISCAL RECOV	-	55,100,000	55,100,000	32,186,650	-	22,913,350
97056 PORT SECURITY GRANT AWARD	91,092	-	91,092	-	-	91,092
97075 RAIL AND TRANSIT SECURITY GRANT PROGRAM	1,115,473	-	1,115,473	58,462	-	1,057,011
AGENCY TOTAL	2,097,770,198	2,021,557,322	4,119,327,520	1,091,535,468	-	3,027,792,052
TOTALS	2,098,511,884	2,021,557,322	4,120,069,206	1,091,659,157	-	3,028,410,049
TOTAL FEDERAL GRANTS	2,098,511,884	2,021,557,322	4,120,069,206	1,091,659,157	-	3,028,410,049
LESS: INTERAGENCY TRANSFERS	-	-	-	-	-	-
TOTAL FEDERAL AND OTHER GRANTS	\$ 2,276,143,541	\$ 2,064,282,008	\$ 4,340,425,549	\$ 1,122,466,581	\$ -	\$ 3,217,958,968

DEBT SERVICE FUNDS

Statements:

EXHIBIT D Balance Sheet

SCHEDULE D-1 Statement of Cash Receipts and Disbursements

Comments:

Debt service funds are established by the General Assembly to accumulate resources to pay bond principal and interest. Examples are the self-liquidating projects of educational institutions, highways and bridges, and similar projects.

**DEBT SERVICE FUNDS
BALANCE SHEET
JUNE 30, 2023**

	14001 UNIVERSITY BOND LIQUIDATION	14002 STATE UNIVERSITY DORMITORY
Assets		
Cash and Short Term Investments	\$ 50,267	\$ 85,115,198
Cash and Investments with Trustee	-	-
Total Assets	<u>\$ 50,267</u>	<u>\$ 85,115,198</u>
Liabilities, Reserves, and Fund Balances		
Fund Balances	\$ 50,267	\$ 85,115,198
Total Liabilities, Reserves, and Fund Balances	<u>\$ 50,267</u>	<u>\$ 85,115,198</u>

**DEBT SERVICE FUNDS
STATEMENT OF CASH RECEIPTS AND DISBURSEMENTS
FISCAL YEAR ENDED JUNE 30, 2023**

	14001 UNIVERSITY BOND LIQUIDATION	14002 STATE UNIVERSITY DORMITORY
Cash and Short Term Investments, July 1, 2022	\$ 29,189	\$ 81,347,552
Receipts and Transfers:		
Other Receipts	21,078	2,894,056
Sale of Bonds	-	-
Other Interfund Transfers	-	30,801,566
Totals	<u>50,267</u>	<u>115,043,174</u>
Disbursements:		
Current Expenses, Fixed Charges, and Capital Outlay	-	29,927,975
Cash and Short Term Investments, June 30, 2023	<u>\$ 50,267</u>	<u>\$ 85,115,198</u>

EXHIBIT D

14005 TRANSPORTATION SPECIAL TAX OBLIGATION	14006 REFUNDING BONDS DEBT SERVICE	TOTAL
\$ -	\$ -	\$ 85,165,465
1,298,570,256	-	1,298,570,256
<u>\$ 1,298,570,256</u>	<u>\$ -</u>	<u>\$ 1,383,735,721</u>
\$ 1,298,570,256	\$ -	\$ 1,383,735,721
<u>\$ 1,298,570,256</u>	<u>\$ -</u>	<u>\$ 1,383,735,721</u>

SCHEDULE D-1

14005 TRANSPORTATION SPECIAL TAX OBLIGATION	14006 REFUNDING BONDS DEBT SERVICE	TOTAL
\$ -	\$ -	\$ 81,376,741
750,352,323	-	-
23,166,892	50,757,754	753,267,457
-	-	73,924,646
-	-	30,801,566
<u>773,519,215</u>	<u>50,757,754</u>	<u>939,370,410</u>
<u>773,519,215</u>	<u>50,757,754</u>	<u>854,204,944</u>
<u>\$ -</u>	<u>\$ -</u>	<u>\$ 85,165,465</u>

CAPITAL PROJECTS FUNDS

Statements:

EXHIBIT E	Balance Sheet
EXHIBIT E-a	Combining Balance Sheet
SCHEDULE E-1	Statement of Cash Receipts and Disbursements
SCHEDULE E-1a	Combining Statement of Cash Receipts and Disbursements
SCHEDULE E-2	Changes in Bonds Outstanding

Comments:

Capital projects funds are established to account for grants and bond issue proceeds in accordance with acts passed by the General Assembly which specify the purpose of the issues and limit the amount to be spent. Actual bond retirement is made through the General Fund or the various debt service funds. Bond proceeds which are not required immediately are invested for additional revenue. Funds required before bond issue date are obtained by sale of short term notes.

**CAPITAL PROJECTS FUNDS
BALANCE SHEET
JUNE 30, 2023**

ASSETS

	CASH AND SHORT TERM INVESTMENTS	TOTAL ASSETS
13001 Rental Housing	\$ -	\$ -
13007 Elimination of Water Pollution	2,022,471	2,022,471
13009 School Construction	1,013,658	1,013,658
13010 School Construction	99,863,229	99,863,229
13011 Specific Highway Purposes	(529,991)	(529,991)
13012 Mass Transportation	(188,399)	(188,399)
13015 Agricultural Land Preservation	543,390	543,390
13019 Community Conservation and Development	66,458,791	66,458,791
13033 Infrastructure Improvement	480,747,900	480,747,900
13042 University and State University Facilities	1,447,786	1,447,786
13044 Public Works Capital Projects Revolving	2,707,103	2,707,103
13048 CSUS 2020	72,509,227	72,509,227
Various Capital Improvements & Other Purposes (See Exhibit E-a)	237,797,440	237,797,440
	<u>\$ 964,392,605</u>	<u>\$ 964,392,605</u>

EXHIBIT E

FUND BALANCES

APPROPRIATIONS CONTINUED	FUND BALANCES	TOTAL FUND BALANCES
\$ -	\$ -	\$ -
2,975,351	(952,881)	2,022,471
846,225	167,434	1,013,658
939,033,031	(839,169,802)	99,863,229
-	(529,992)	(529,991)
1,996,061	(2,184,459)	(188,399)
31,630,591	(31,087,201)	543,390
734,110,242	(667,651,451)	66,458,791
6,451,235,197	(5,970,487,297)	480,747,900
639,376	808,410	1,447,786
1,002,831	1,704,272	2,707,103
87,442,268	(14,933,041)	72,509,227
1,856,857,263	(1,619,059,823)	237,797,440
<u>\$ 10,107,768,436</u>	<u>\$ (9,143,375,831)</u>	<u>\$ 964,392,605</u>

CAPITAL PROJECT FUNDS - COMBINING BALANCE SHEET
CAPITAL IMPROVEMENTS AND OTHER PURPOSES
JUNE 30, 2023

ASSETS

	CASH AND SHORT TERM INVESTMENTS	FEDERAL AND OTHER GRANTS RECEIVABLE	TOTAL ASSETS
17001 Fiscal Year 2000	\$ 563,621	-	\$ 563,621
17011 Fiscal Year 2001	7,678,750	-	7,678,750
17021 Fiscal Year 2002	757,469	-	757,469
17041 Fiscal Year 2004	6,018,335	-	6,018,335
17051 Fiscal Year 2006	995,087	-	995,087
17061 Fiscal Year 2007	1,926,086	-	1,926,086
17071 Fiscal Year 2008	5,759,065	-	5,759,065
17081 Fiscal Year 2009	1,227,644	-	1,227,644
17086	-	-	-
17091 Fiscal Year 2009	6,351	-	6,351
17094	-	-	-
17101 Fiscal Year 2010	(1,876,337)	-	(1,876,337)
17111 Fiscal Year 2011	3,441,807	-	3,441,807
17121 Fiscal Year 2012	4,493,169	-	4,493,169
17131 Fiscal Year 2013	9,649,875	-	9,649,875
17141 Fiscal Year 2014	8,398,713	-	8,398,713
17151 Fiscal Year 2015	12,727,178	-	12,727,178
17161 Fiscal Year 2016	8,124,734	-	8,124,734
17171 Fiscal Year 2017	16,698,509	-	16,698,509
17181 Fiscal Year 2018	1,058,362	-	1,058,362
17191 Fiscal Year 2019	25,875,241	-	25,875,241
17201 Fiscal Year 2020	48,365,930	-	48,365,930
17211 Fiscal Year 2021	22,166,499	-	22,166,499
17221 Fiscal Year 2022	8,275,230	-	8,275,230
17231 Fiscal Year 2023	18,436,393	-	18,436,393
17761 Fiscal Year 1976	(241,158)	-	(241,158)
17831 Fiscal Year 1983	3,016,479	-	3,016,479
17851 Fiscal Year 1985	2,594,201	-	2,594,201
17861 Fiscal Year 1986	8,061,559	-	8,061,559
17871 Fiscal Year 1987	(123,927)	-	(123,927)
17891 Fiscal Year 1989	234,356	-	234,356
17901 Fiscal Year 1990	909,287	-	909,287
17911 Fiscal Year 1991	(743,953)	-	(743,953)
17921 Fiscal Year 1992	1,496,100	-	1,496,100
17931 Fiscal Year 1993 and 1994	2,569,641	-	2,569,641
17951 Fiscal Year 1995	988,460	-	988,460
17961 Fiscal Year 1996	47,711	-	47,711
17971 Fiscal Year 1997	1,841,788	-	1,841,788
17981 Fiscal Year 1998	(476,002)	-	(476,002)
17991 Fiscal Year 1999	6,855,187	-	6,855,187
	<u>\$ 237,797,440</u>	<u>\$ -</u>	<u>\$ 237,797,440</u>

EXHIBIT E-a

FUND BALANCES

APPROPRIATIONS CONTINUED	FUND BALANCES	TOTAL FUND BALANCES
\$ 5,076,516	\$ (4,512,895)	\$ 563,621
22,168,235	(14,489,485)	7,678,750.00
3,046,393	(2,288,924)	757,469.00
6,265,584	(247,249)	6,018,335.00
894,252	100,835	995,087.00
10,782,713	(8,856,627)	1,926,086.00
9,123,789	(3,364,724)	5,759,065.00
10,637,808	(9,410,164)	1,227,644.00
-	-	-
6,349	2	6,351.00
-	-	-
1,123,625	(2,999,962)	(1,876,337.00)
8,221,638	(4,779,831)	3,441,807.00
17,947,911	(13,454,742)	4,493,169.00
21,141,975	(11,492,100)	9,649,875.00
30,443,506	(22,044,793)	8,398,713.00
70,472,857	(57,745,679)	12,727,178.00
97,704,911	(89,580,177)	8,124,734.00
92,576,190	(75,877,681)	16,698,509.00
89,395,267	(88,336,905)	1,058,362.00
91,548,491	(65,673,250)	25,875,241.00
112,251,826	(63,885,896)	48,365,930.00
350,129,070	(327,962,571)	22,166,499.00
311,039,730	(302,764,500)	8,275,230.00
461,471,447	(443,035,054)	18,436,393.00
-	(241,158)	(241,158.00)
1,749,381	1,267,098	3,016,479.00
1,185,012	1,409,189	2,594,201.00
3,873,073	4,188,486	8,061,559.00
4,639,407	(4,763,334)	(123,927.00)
879,432	(645,076)	234,356.00
2,345,646	(1,436,359)	909,287.00
1,269,288	(2,013,241)	(743,953.00)
2,049,039	(552,939)	1,496,100.00
4,220,703	(1,651,062)	2,569,641.00
1,283,548	(295,088)	988,460.00
2,200,024	(2,152,313)	47,711.00
3,175,351	(1,333,563)	1,841,788.00
1,894,239	(2,370,241)	(476,002.00)
2,623,037	4,232,150	6,855,187
<u>\$ 1,856,857,263</u>	<u>\$ (1,619,059,823)</u>	<u>\$ 237,797,440</u>

**CAPITAL PROJECT FUNDS
STATEMENT OF CASH RECEIPTS AND DISBURSEMENTS
FISCAL YEAR ENDED JUNE 30, 2023**

	RECEIPTS	
	CASH AND SHORT TERM INVESTMENTS JULY 1, 2022	OTHER RECEIPTS
13007 Elimination of Water Pollution	\$ 2,022,471	\$ -
13009 School Construction	1,013,658	-
13010 School Construction	129,850,239	-
13011 Specific Highway Purposes	(529,991)	-
13012 Mass Transportation	(188,399)	-
13015 Agricultural Land Preservation	2,412,547	-
13019 Community Conservation and Development	120,567,785	-
13033 Infrastructure Improvement	586,629,342	-
13042 University and State University Facilities	1,447,786	-
13044 Public Works Capital Projects Revolving	3,141,814	130,828
13048 CSUS 2020	115,953,175	-
Various Capital Improvements & Other Purposes	<u>246,690,609</u>	<u>-</u>
Totals	<u>\$ 1,209,011,036</u>	<u>\$ 130,828</u>

SCHEDULE E-1

RECEIPTS		DISBURSEMENTS	
SALE OF BONDS	TOTALS	PROJECT EXPENSES AND CAPITAL OUTLAY	CASH AND SHORT TERM INVESTMENTS JUNE 30, 2023
\$ -	\$ 2,022,471	\$ -	\$ 2,022,471
-	1,013,658	-	1,013,658
250,000,000	379,850,239	279,987,010	99,863,229
-	(529,991)	-	(529,991)
-	(188,399)	-	(188,399)
-	2,412,547	1,869,157	543,390
-	120,567,785	54,108,994	66,458,791
904,850,346	1,491,479,688	1,010,731,788	480,747,900
-	1,447,786	-	1,447,786
-	3,272,642	565,539	2,707,103
-	115,953,175	43,443,948	72,509,227
197,539,146	444,229,755	206,432,316	237,797,439
<u>\$ 1,352,389,492</u>	<u>\$ 2,561,531,356</u>	<u>\$ 1,597,138,752</u>	<u>\$ 964,392,604</u>

CAPITAL PROJECT FUNDS
COMBINING STATEMENT OF CASH RECEIPTS AND DISBURSEMENTS
CAPITAL IMPROVEMENTS AND OTHER PURPOSES
FISCAL YEAR ENDED JUNE 30, 2023

		CASH AND SHORT TERM INVESTMENTS		RECEIPTS	
		JULY 1, 2022		OTHER RECEIPTS	SALE OF BONDS
17001	Fiscal Year 2000	\$	698,224	\$	-
17011	Fiscal Year 2001	\$	7,787,938	-	-
17021	Fiscal Year 2002	\$	808,622	-	-
17041	Fiscal Year 2004	\$	6,023,924	-	-
17051	Fiscal Year 2005	\$	1,008,900	-	-
17061	Fiscal Year 2007	\$	2,462,750	-	-
17071	Fiscal Year 2008	\$	10,151,935	-	-
17081	Fiscal Year 2009	\$	632,612	-	1,000,000
17091	Fiscal Year 2009	\$	6,351	-	-
17101	Fiscal Year 2010	\$	1,424,408	-	-
17111	Fiscal Year 2011	\$	4,059,409	-	-
17121	Fiscal Year 2012	\$	5,377,656	-	8,000,000
17131	Fiscal Year 2013	\$	10,959,619	-	-
17141	Fiscal Year 2014	\$	10,717,775	-	10,000,000
17151	Fiscal Year 2015	\$	22,212,501	-	-
17161	Fiscal Year 2016	\$	15,048,641	-	-
17171	Fiscal Year 2017	\$	42,228,776	-	1,995,000
17181	Fiscal Year 2018	\$	7,799,908	-	17,000,000
17191	Fiscal Year 2019	\$	28,905,868	-	13,485,000
17201	Fiscal Year 2020	\$	30,892,398	-	50,002,849
17211	Fiscal Year 2021	\$	5,944,211	-	43,538,151
17221	Fiscal Year 2022	\$	4,235,696	-	31,459,000
17231	Fiscal Year 2023	\$	-	-	21,059,146
17761	Fiscal Year 1976	\$	(241,158)	-	-
17831	Fiscal Year 1983	\$	3,016,479	-	-
17851	Fiscal Year 1985	\$	2,594,201	-	-
17861	Fiscal Year 1986	\$	8,061,559	-	-
17871	Fiscal Year 1987	\$	(110,185)	-	-
17891	Fiscal Year 1989	\$	235,849	-	-
17901	Fiscal Year 1990	\$	932,014	-	-
17911	Fiscal Year 1991	\$	(709,366)	-	-
17921	Fiscal Year 1992	\$	1,499,411	-	-
17931	Fiscal Year 1993/1994	\$	2,587,270	-	-
17951	Fiscal Year 1995	\$	1,085,683	-	-
17961	Fiscal Year 1996	\$	51,555	-	-
17971	Fiscal Year 1997	\$	1,875,021	-	-
17981	Fiscal Year 1998	\$	(458,873)	-	-
17991	Fiscal Year 1999	\$	6,883,027	-	-
Totals		\$	<u>246,690,609</u>	\$	<u>197,539,146</u>

SCHEDULE E-1a

INTERFUND TRANSFERS	TOTALS	DISBURSEMENTS PROJECT EXPENSES AND CAPITAL OUTLAY	CASH AND SHORT TERM INVESTMENTS JUNE 30, 2023
\$ -	\$ 698,224	\$ 134,603	\$ 563,621
-	7,787,938	109,188	7,678,750
-	808,622	51,153	757,469
-	6,023,924	5,589	6,018,335
-	1,008,900	13,813	995,087
-	2,462,750	536,664	1,926,086
-	10,151,935	4,392,870	5,759,065
-	1,632,612	404,968	1,227,644
-	6,351	-	6,351
-	1,424,408	3,300,745	(1,876,337)
-	4,059,409	617,602	3,441,807
-	13,377,656	8,884,487	4,493,169
-	10,959,619	1,309,744	9,649,875
-	20,717,775	12,319,062	8,398,713
-	22,212,501	9,485,324	12,727,177
-	15,048,641	6,923,907	8,124,734
-	44,223,776	27,525,267	16,698,509
-	24,799,908	23,741,546	1,058,362
-	42,390,868	16,515,627	25,875,241
-	80,895,247	32,529,318	48,365,929
-	49,482,362	27,315,862	22,166,500
-	35,694,696	27,419,466	8,275,230
-	21,059,146	2,622,753	18,436,393
-	(241,158)	-	(241,158)
-	3,016,479	-	3,016,479
-	2,594,201	-	2,594,201
-	8,061,559	-	8,061,559
-	(110,185)	13,742	(123,927)
-	235,849	1,493	234,356
-	932,014	22,728	909,286
-	(709,366)	34,587	(743,953)
-	1,499,411	3,311	1,496,100
-	2,587,270	17,629	2,569,641
-	1,085,683	97,222	988,461
-	51,555	3,844	47,711
-	1,875,021	33,233	1,841,788
-	(458,873)	17,129	(476,002)
-	6,883,027	27,840	6,855,187
<u>\$ -</u>	<u>\$ 444,229,755</u>	<u>\$ 206,432,316</u>	<u>\$ 237,797,439</u>

CHANGES IN BONDS AND NOTES OUTSTANDING

SCHEDULE E-2

JULY 1, 2022 TO JUNE 30, 2023

(In Thousands)

	<u>OUTSTANDING</u> <u>6/30/2022</u>	<u>ADDITIONS</u> <u>2022-23</u>	<u>RETIRED/ DEFEASSED</u> <u>2022-23</u>	<u>OUTSTANDING</u> <u>6/30/2023</u>
Bonds Redeemable From General and Transportation				
Fund Revenues				
Capital Improvements and Other Purposes	\$ 4,394,538	\$ 197,539	\$ 680,323	\$ 3,911,754
School Construction	4,372,120	250,000	244,948	4,377,172
Municipal and Other Grants and Loans	3,010,243	492,731	557,691	2,945,283
Elderly Housing	841,864	82,695	50,424	874,135
Elimination of Water Pollution	445,377	77,035	108,357	414,055
Infrastructure Improvement	6,561,455	830,000	606,175	6,785,280
Special Transportation Obligation Refunding	492,960	313,490	140,865	665,585
General Obligation Refunding	2,941,690	528,220	530,165	2,939,745
GAAP Conversion Obligations	302,665	-	44,370	258,295
Pension Obligations	2,160,976	-	131,999	2,028,977
Miscellaneous	33,015	-	3,339	29,676
Total from General and Transportation Funds	<u>25,556,903</u>	<u>2,771,710</u>	<u>3,098,656</u>	<u>25,229,957</u>
Bonds Redeemable From Other Sources				
Clean Water Fund	875,265	-	155,255	720,010
Total From Other Sources	<u>875,265</u>	<u>-</u>	<u>155,255</u>	<u>720,010</u>
Total Bonds Outstanding	<u>\$ 26,432,168</u>	<u>\$ 2,771,710</u>	<u>\$ 3,253,911</u>	<u>\$ 25,949,967</u>

During the year the State issued refunding bonds, once the refunding bonds were delivered, the State entered into escrow agreements with escrow holders, to provide for the redemption of the refunded bonds. Thus, the refunded bonds were removed from the State's financial statements as they are considered defeased. A summary of these transactions follow.

<u>Refunding Date</u>	<u>Refunding Bonds Issued</u>	<u>Defeased Bonds</u>
G.O. -December 2022	262,365	285,245
G.O. - June 2023	265,855	282,500
S.T.O. - November 2022	313,490	334,625
Totals	<u>\$ 841,710</u>	<u>\$ 902,370</u>

INTERNAL SERVICE FUNDS

Statements:

EXHIBIT F Balance Sheet

SCHEDULE F-1 Statement of Cash Receipts and Disbursements

Comments:

Internal service funds account for the financing of goods or services provided by one department or agency to other departments or agencies of the State, or to other governmental units, on a cost-reimbursement basis.

**INTERNAL SERVICE FUNDS
BALANCE SHEET
JUNE 30, 2023**

	22001	22002
	CORRECTION INDUSTRIES	TECHNICAL SERVICES
Assets		
Cash and Short Term Investments	\$ 13,840,043	\$ 4,018,247
Due from Other Funds	<u>-</u>	<u>-</u>
Total Assets	<u>\$ 13,840,043</u>	<u>\$ 4,018,247</u>
Liabilities, Reserves, Capital, and Fund Balances		
Deficiency in Cash and Short Term Investments	\$ -	\$ -
Appropriations Continued	5,109,240	256,030
Capital	2,630,000	1,100,000
Fund Balances	<u>6,100,803</u>	<u>2,662,217</u>
Total Liabilities, Reserves, Capital, and Fund Balances	<u>\$ 13,840,043</u>	<u>\$ 4,018,247</u>

**INTERNAL SERVICE FUNDS
STATEMENT OF CASH RECEIPTS AND DISBURSEMENTS
FISCAL YEAR ENDED JUNE 30, 2023**

	22001	22002
	CORRECTION INDUSTRIES	TECHNICAL SERVICES
Cash, July 1, 2022	\$ 8,700,008	\$ 4,057,489
Receipts and Transfers:		
Other Receipts	31,068,517	2,124,148
Interfund Transfers	<u>13,043</u>	<u>-</u>
Totals	<u>39,781,568</u>	<u>6,181,637</u>
Disbursements:		
Current Expenses, Fixed Charges, and Capital Outlay	<u>25,941,525</u>	<u>2,163,390</u>
Cash, June 30, 2023	<u>\$ 13,840,043</u>	<u>\$ 4,018,247</u>

EXHIBIT F

22003

GENERAL SERVICES	TOTAL
\$ -	\$ 17,858,290
-	-
<u>\$ -</u>	<u>\$ 17,858,290</u>
\$ 49,099,707	\$ 49,099,707
15,571,021	20,936,291
-	3,730,000
<u>(64,670,728)</u>	<u>(55,907,708)</u>
<u>\$ -</u>	<u>\$ 17,858,290</u>

SCHEDULE F-1

22003

GENERAL SERVICES	TOTAL
\$ (35,713,059)	\$ (22,955,562)
23,983,920	57,176,585
-	13,043
<u>(11,729,139)</u>	<u>34,234,066</u>
<u>37,370,567</u>	<u>65,475,482</u>
<u>\$ (49,099,707)</u>	<u>\$ (31,241,417)</u>

ENTERPRISE FUNDS

Statements:

EXHIBIT G Balance Sheet

SCHEDULE G-1 Statement of Cash Receipts and Disbursements

Comments:

Enterprise funds account for operations that are financed and operated in a manner similar to private business enterprises where the intent of the State is that the costs of providing goods or services to the general public on a continuing basis be financed or recovered primarily through user charges.

**ENTERPRISE FUNDS
BALANCE SHEET
JUNE 30, 2023**

ASSETS

	CASH AND SHORT TERM INVESTMENTS	ACCOUNTS AND LOANS RECEIVABLE	DUE FROM OTHER FUNDS	CASH AND INVESTMENTS WITH THE TRUSTEE	TOTAL ASSETS
21002 Health Center Hospital	\$ 11,839,695	\$ 68,985,032	\$ -	\$ -	\$ 80,824,727
21003 Vocational Education Extension	4,151,121	-	-	-	4,151,121
21004 Connecticut Innovations Incorporated	1,077,757	-	-	-	1,077,757
21005 Auto Emissions Inspection	11,105,101	-	-	-	11,105,101
21006 Academic Scholarship Loans	12,087	-	-	-	12,087
21007 Substance Abuse Revolving Loans	359,337	-	-	-	359,337
21009 Bradley International Airport Operations	5,045,357	-	-	-	5,045,357
21010 Local Bridge Revolving - Bond Financed	810,857	-	-	-	810,857
21013 Community Residential Facility Loans	17,046,838	15,744,662	-	-	32,791,500
21019 Stadium Facility Enterprise Fund	347,088	-	-	-	347,088
21021 General Aviation Airport	917,468	-	-	-	917,468
21023 CT Port Authority	1,775,461	-	-	-	1,775,461
Various Clean Water	87,019,830	1,031,161,448	-	546,077,182	1,664,258,460
Various Drinking Water	5,445,110	209,700,934	-	148,898,145	364,044,189
Totals	\$ 146,953,107	\$ 1,325,592,076	\$ -	\$ 694,975,327	\$ 2,167,520,510

**ENTERPRISE FUNDS
STATEMENT OF CASH RECEIPTS AND DISBURSEMENTS
FISCAL YEAR ENDED JUNE 30, 2023**

RECEIPTS AND TRANSFERS

	CASH AND SHORT TERM INVESTMENTS JULY 1, 2022	SALE OF BONDS	OTHER RECEIPTS	INTERFUND TRANSFERS	TRANSFERS FROM TRUSTEE
21002 Health Center Hospital	\$ 41,146,889	\$ -	\$ 666,524,863	\$ -	\$ -
21003 Vocational Education Extension	4,709,077	-	2,478,157	-	-
21004 Connecticut Innovations Incorporated	1,414,796	-	23,814,468	-	-
21005 Auto Emissions Inspection	7,425,970	-	4,109,935	5,516,523	-
21006 Academic Scholarship Loans	12,087	-	-	-	-
21007 Substance Abuse Revolving Loans	359,337	-	-	-	-
21009 Bradley International Airport Operations	5,307,565	-	27,757,185	9,992	-
21010 Local Bridge Revolving - Bond Financed	810,850	-	-	-	-
21013 Community Residential Facility Loans	15,718,360	-	1,801,395	-	-
21019 Stadium Facility Enterprise Fund	237,865	-	180,165	564	-
21021 General Aviation Airport	994,311	-	4,588,628	1,503	-
21023 CT Port Authority	(237,246)	-	3,650,161	-	-
Various Clean Water	46,155,303	77,035,000	6,035,538	-	55,198,437
Various Drinking Water	5,453,876	-	6,910	-	13,913,702
Totals	\$ 129,509,040	\$ 77,035,000	\$ 740,947,405	\$ 5,528,582	\$ 69,112,139

EXHIBIT G

LIABILITIES, RESERVES, CAPITAL, AND FUND BALANCES

RESERVE FOR RECEIVABLES	APPROPRIATIONS CONTINUED	CAPITAL	FUND BALANCES	TOTAL LIABILITIES, RESERVES, CAPITAL, AND FUND BALANCES
\$ 68,985,032	\$ 41,675,439	\$ 500,000	\$ (30,335,744)	\$ 80,824,727
-	4,160,531	350,000	(359,410)	4,151,121
-	-	-	1,077,757	1,077,757
-	3,811,495	-	7,293,606	11,105,101
-	10,229	-	1,858	12,087
-	-	-	359,337	359,337
-	3,460,483	-	1,584,874	5,045,357
-	269,868	-	540,989	810,857
15,744,662	88,622	-	16,958,216	32,791,500
-	317,270	-	29,818	347,088
-	181,216	-	736,252	917,468
-	1,775,461	-	-	1,775,461
1,031,161,448	528,935,594	-	104,161,418	1,664,258,460
209,700,934	104,776,843	-	49,566,412	364,044,189
<u>\$ 1,325,592,076</u>	<u>\$ 689,463,051</u>	<u>\$ 850,000</u>	<u>\$ 151,615,383</u>	<u>\$ 2,167,520,510</u>

SCHEDULE G-1

DISBURSEMENTS

TOTALS	CURRENT EXPENSES, FIXED CHARGES, AND CAPITAL OUTLAY	TRANSFERS TO TRUSTEE	TOTAL DISBURSEMENTS	CASH AND SHORT TERM INVESTMENTS JUNE 30, 2023
\$ 707,671,752	\$ 695,832,057	\$ -	\$ 695,832,057	\$ 11,839,695
7,187,234	3,036,113	-	3,036,113	4,151,121
25,229,264	24,151,507	-	24,151,507	1,077,757
17,052,428	5,947,327	-	5,947,327	11,105,101
12,087	-	-	-	12,087
359,337	-	-	-	359,337
33,074,742	28,029,385	-	28,029,385	5,045,357
810,850	(7)	-	(7)	810,857
17,519,755	472,917	-	472,917	17,046,838
418,594	71,506	-	71,506	347,088
5,584,442	4,666,974	-	4,666,974	917,468
3,412,915	1,637,454	-	1,637,454	1,775,461
184,424,278	93,916,300	3,488,148	97,404,448	87,019,830
19,374,488	13,929,378	-	13,929,378	5,445,110
<u>\$ 1,022,132,166</u>	<u>\$ 871,690,911</u>	<u>\$ 3,488,148</u>	<u>\$ 875,179,059</u>	<u>\$ 146,953,107</u>

FIDUCIARY FUNDS

Statements:

EXHIBIT H	Balance Sheet – Pension and Other Trust Funds
EXHIBIT H-a	Balance Sheet – Custodial Funds
SCHEDULE H-1	Statement of Cash Receipts and Disbursements – Pension and Other Trust Funds

Comments:

Fiduciary funds account for assets held by the State as an agent for individuals or government units. In the future, these assets will be transferred to other State funds or to sources outside the State.

**FIDUCIARY FUNDS
PENSION & OTHER TRUST FUNDS
BALANCE SHEET
JUNE 30, 2023**

ASSETS

	CASH AND SHORT TERM INVESTMENTS	DUE FROM OTHER FUNDS	DEPOSITS IN U.S. TREASURY	LONG TERM INVESTMENTS	CASH AND INVESTMENT WITH TRUSTEE
31001 State Employees' Retirement	\$ 190,782,332	\$ -	\$ -	\$ 13,066,141,954	\$ -
31002 State's Attorneys' Retirement	64,032	-	-	1,821,410	-
31003 General Assembly Retirement	110	-	-	-	-
31004 Judges and Compensation Comm. Retirement	5,700,397	-	-	185,324,123	-
31005 Public Defenders' Retirement	495,405	-	-	-	-
31006 Teachers' Retirement System	110,405,873	-	-	13,450,524,420	-
31008 Municipal Employees Retirement Fund B	70,531,382	-	-	1,993,124,123	-
31009 Policemen and Firemen Survivors' Benefit	1,144,296	-	-	31,415,335	-
31010 Probate Retirement	1,643,893	-	-	83,415,603	-
31011 OPEB State Employees'	239,283,609	-	-	1,963,214,715	-
31012 OPEB Teachers'	214,190,071	-	-	-	-
34003 Funds Awaiting Distribution	125,473,145	156	-	-	-
34005 Public Defenders' Retirement	0	-	-	-	-
34008 Alternate Retirement	0	-	-	-	-
35001 Health Club Guaranty	354,445	-	-	-	-
35002 Real Estate Guaranty	506,445	-	-	-	-
35003 Home Improvement Guaranty	760,990	-	-	-	-
35004 Brokered Transactions Guaranty Fund	100,000	-	-	-	-
35005 Itinerant Vendor Guaranty Fund	46,200	-	-	-	-
35006 New Home Construction Guaranty Fund	759,523	-	-	-	-
35007 Tobacco Health Trust Fund	12,794,072	-	-	-	-
35008 Biomedical Research Trust Fund	748,696	-	-	-	-
35009 Endowed Chair Investment	3,130,182	-	-	-	-
35010 Connecticut Arts Endowment	399,504	-	-	16,206,539	-
35011 Soldiers', Sailors' and Marines' Trust	1,568,550	-	-	57,758,431	-
35012 Various Treasurer's Trust Funds	211,021	-	-	-	-
35014 Unemployment Compensation Fund	556,859	-	117,789,730	-	-
35015 John Dempsey Hospital Malpractice Trust	41,408,571	-	-	-	-
35016 CHET	1,072,021	-	-	-	-
35017 CT TRF Special Capital Reserve Fund	0	-	-	-	398,322,305
35018 Family Medical Leave Trust	496,643,303	-	-	-	-
35019 Family Medical Leave Trust	1,976	-	-	-	-
Totals	<u>\$ 1,520,776,903</u>	<u>\$ 156</u>	<u>\$ 117,789,730</u>	<u>\$ 30,848,946,653</u>	<u>\$ 398,322,305</u>

LIABILITIES, RESERVES, AND FUND BALANCES

RESOURCES TO BE PROVIDED IN FUTURE YEARS	TOTAL ASSETS	DUE TO U.S. TREASURY	RESERVE FOR RECEIVABLES AND BENEFIT PAYMENTS	RESERVE FOR MEMBER CONTRIBUTIONS	RESERVE FOR ACTUARIAL DEFICIENCY	FUND BALANCES	TOTAL LIABILITIES, RESERVES, AND FUND BALANCES
\$ 21,263,804,000	\$ 34,520,728,286	\$ 25	\$ -	\$ 2,001,231,075	\$ 21,263,804,000	\$ 11,255,693,185	\$ 34,520,728,286
-	1,885,442	-	-	337,053	-	1,548,389	1,885,442
-	110	-	-	-	-	110	110
188,715,000	379,739,520	16,335	-	24,544,290	188,715,000	166,463,894	379,739,520
-	495,405	-	-	-	-	495,405	495,405
14,926,263,000	28,487,193,293	-	-	5,439,913,805	14,926,263,000	8,121,016,488	28,487,193,293
-	2,063,655,505	-	-	-	-	2,063,655,505	2,063,655,505
-	32,559,631	-	-	-	-	32,559,631	32,559,631
-	85,059,496	-	-	-	-	85,059,496	85,059,496
-	2,202,498,324	-	-	-	-	2,202,498,324	2,202,498,324
-	214,190,071	-	-	-	-	214,190,071	214,190,071
-	125,473,301	-	-	-	-	125,473,301	125,473,301
-	-	-	-	-	-	-	-
-	-	-	-	-	-	-	-
-	354,445	-	-	-	-	354,445	354,445
-	506,445	-	-	-	-	506,445	506,445
-	760,990	-	-	-	-	760,990	760,990
-	100,000	-	-	-	-	100,000	100,000
-	46,200	-	-	-	-	46,200	46,200
-	759,523	-	-	-	-	759,523	759,523
-	12,794,072	-	-	-	-	12,794,072	12,794,072
-	748,696	-	-	-	-	748,696	748,696
-	3,130,182	-	-	-	-	3,130,182	3,130,182
-	16,606,043	-	-	-	-	16,606,042	16,606,043
-	59,326,981	-	-	-	-	59,326,981	59,326,981
-	211,021	-	-	-	-	211,021	211,021
-	118,346,589	-	117,789,730	-	-	556,859	118,346,589
-	41,408,571	-	-	-	-	41,408,571	41,408,571
-	1,072,021	-	-	-	-	1,072,021	1,072,021
-	398,322,305	-	-	-	-	398,322,305	398,322,305
-	496,643,303	-	-	-	-	496,643,303	496,643,303
-	1,976	-	-	-	-	1,976	1,976
<u>\$ 36,378,782,000</u>	<u>\$ 69,264,617,747</u>	<u>\$ 16,360</u>	<u>\$ 117,789,730</u>	<u>\$ 7,466,026,223</u>	<u>\$ 36,378,782,000</u>	<u>\$ 25,302,003,431</u>	<u>\$ 69,264,617,747</u>

**FIDUCIARY FUNDS
CUSTODIAL FUNDS
BALANCE SHEET
June 30, 2023**

EXHIBIT H-a

	ASSETS		FUND BALANCES	
	CASH AND SHORT TERM INVESTMENTS	TOTAL ASSETS	FUND BALANCES	TOTAL FUND BALANCES
34001 Fines Awaiting Distribution	\$ 989,385	\$ 989,385	\$ 989,385	\$ 989,385
34002 Social Services Support	463,769	463,769	463,769	463,769
34004 Betting Taxes	676,430	676,430	676,430	676,430
34006 Superior Court Condemnation Awards	3,395,937	3,395,937	3,395,937	3,395,937
Totals	\$ 5,525,521	\$ 5,525,521	\$ 5,525,521	\$ 5,525,521

**FIDUCIARY FUNDS
PENSION & OTHER TRUST FUNDS
STATEMENT OF CASH RECEIPTS AND DISBURSEMENTS
FISCAL YEAR ENDED JUNE 30, 2023**

RECEIPTS AND TRANSFERS

	CASH AND SHORT TERM INVESTMENTS JULY 1, 2022	TAXES	OTHER RECEIPTS	SALE OF LONG TERM INVESTMENTS	WITHDRAWALS FROM U. S. TREASURY	INTERFUND TRANSFERS
31001 State Employees' Retirement	\$ 142,014,595	\$ -	\$ 2,475,974,392	\$ 2,521,310,000	\$ -	\$ 3,203,864,150
31002 State's Attorneys' Retirement	54,943	-	38,638	209,000	-	-
31003 General Assembly Retirement	14,120	-	(14,038)	-	-	29
31004 Judges & Compensation Comm. Retirement	4,221,123	-	35,210,680	25,100,000	-	-
31005 Public Defenders' Retirement	450,861	-	43,622	-	-	923
31006 Teachers' Retirement System	43,152,565	-	1,963,578,158	2,526,795,000	-	903,642,800
31008 Municipal Employees Retirement Fund B	27,112,677	-	199,717,784	369,500,000	-	25,316
31009 Police and Firemen Survivors' Benefit	851,287	-	1,928,664	3,590,000	-	-
31010 Probate Retirement	374,448	-	3,462,482	14,975,000	-	-
31011 OPEB State Employees'	252,819,281	-	899,157,116	180,500,000	-	349,826
31012 OPEB Teachers'	165,689,792	-	130,888,888	-	-	47,881
34003 Funds Awaiting Distribution	114,421,378	-	4,592,205,304	-	-	-
34008 Alternate Retirement	-	-	-	-	-	-
35001 Health Club Guaranty	339,958	-	31,492	-	-	697
35002 Real Estate Guaranty	500,000	-	5,391	-	-	1,054
35003 Home Improvement Guaranty	718,809	-	1,584,735	-	-	1,567
35004 Brokered Transactions Guaranty Fund	100,000	-	-	-	-	-
35005 Itinerant Vendor Guaranty Fund	46,200	-	-	-	-	-
35006 New Home Construction Guaranty Fund	745,560	-	72,413	-	-	1,549
35007 Tobacco Health Trust Fund	762,521	-	29,917	-	-	12,001,632
35008 Biomedical Research Trust Fund	716,921	-	28,206	-	-	1,472
35009 Endowed Chair Investment	3,056,997	-	119,399	-	-	6,279
35010 Connecticut Arts Endowment	334,341	-	59,949	5,510,000	-	-
35011 Soldiers', Sailors' and Marines' Trust	1,818,915	-	(1,257,574)	6,100,000	-	-
35012 Various Treasurer's Trust Funds	202,793	-	31,659	-	-	416
35014 Unemployment Compensation Fund	(3,847,288)	667,419,753	273,013,928	-	623,393,635	(6,209,693)
35015 John Dempsey Hospital Malpractice Trust	40,375,537	-	1,033,034	-	-	-
35016 CHET	894,035	-	516,942	-	-	-
35018 Family Medical Leave Trust	378,115,576	-	471,255,350	-	-	(3,416,801)
35019 Family Medical Leave Trust	574	-	1,403	-	-	-
Totals	<u>\$ 1,176,058,519</u>	<u>\$ 667,419,753</u>	<u>\$ 11,048,717,934</u>	<u>\$ 5,653,589,000</u>	<u>\$ 623,393,635</u>	<u>\$ 4,110,319,097</u>

DISBURSEMENTS

TOTALS	DISTRIBUTIONS	TRANSFER TO TRUST FUND AND DEPOSITS IN U.S. TREASURY	PURCHASE OF LONG TERM INVESTMENTS	TOTAL DISBURSEMENTS	CASH AND SHORT TERM INVESTMENTS JUNE 30, 2023
\$ 8,343,163,137	\$ 2,629,380,805	\$ -	\$ 5,523,000,000	\$ 8,152,380,805	\$ 190,782,332
302,581	3,549	-	235,000	238,549	64,032
111	-	-	-	-	111
64,531,803	36,161,406	-	22,670,000	58,831,406	5,700,397
495,406	-	-	-	-	495,406
5,437,168,523	2,390,262,649	-	2,936,500,000	5,326,762,649	110,405,874
596,355,777	249,824,395	-	276,000,000	525,824,395	70,531,382
6,369,951	1,445,655	-	3,780,000	5,225,655	1,144,296
18,811,930	7,218,036	-	9,950,000	17,168,036	1,643,894
1,332,826,223	629,042,615	-	464,500,000	1,093,542,615	239,283,608
296,626,561	82,436,491	-	-	82,436,491	214,190,070
4,706,626,682	4,581,153,538	-	-	4,581,153,538	125,473,144
-	-	-	-	-	-
372,147	17,701	-	-	17,701	354,446
506,445	-	-	-	-	506,445
2,305,111	1,544,121	-	-	1,544,121	760,990
100,000	-	-	-	-	100,000
46,200	-	-	-	-	46,200
819,522	60,000	-	-	60,000	759,522
12,794,070	-	-	-	-	12,794,070
746,599	(2,096)	-	-	(2,096)	748,695
3,182,675	52,491	-	-	52,491	3,130,184
5,904,290	904,785	-	4,600,000	5,504,785	399,505
6,661,341	92,791	-	5,000,000	5,092,791	1,568,550
234,868	23,847	-	-	23,847	211,021
1,553,770,335	623,393,635	929,819,841	-	1,553,213,476	556,859
41,408,571	-	-	-	-	41,408,571
1,410,977	338,956	-	-	338,956	1,072,021
845,954,125	349,310,822	-	-	349,310,822	496,643,303
1,977	-	-	-	-	1,977
<u>\$ 23,279,497,938</u>	<u>\$ 11,582,666,192</u>	<u>\$ 929,819,841</u>	<u>\$ 9,246,235,000</u>	<u>\$ 21,758,721,033</u>	<u>\$ 1,520,776,905</u>

SUNDRY

Statements:

SCHEDULE I	All Funds – Expenditures Classified by Current Expenses, Fixed Charges, and Capital Outlay
SCHEDULE J	Inventories Classified by Object
SCHEDULE K	Valuation of Property

ALL FUNDS - EXPENDITURES CLASSIFIED BY CURRENT
EXPENSES, FIXED CHARGES, AND CAPITAL OUTLAY
FISCAL YEAR ENDED JUNE 30, 2023
(In Thousands)

	PERSONAL SERVICES	OTHER CURRENT EXPENSES	FIXED CHARGES	CAPITAL OUTLAY	TOTALS
GENERAL FUND					
Legislative					
Legislative Management	49,326	17,187	2,878	597	69,988
Auditors of Public Accounts	13,068	301	-	-	13,369
Commission on Women, Children, and Seniors	721	34	-	-	755
Total Legislative	63,115.00	17,522.00	2,878.00	597.00	84,112.00
General Government					
Governor's Office	2,532	88	596	-	3,216
Secretary of the State	3,170	3,478	5,448	-	12,095
Lieutenant Governor's Office	728	25	-	-	753
State Treasurer	3,477	123	-	-	3,600
State Comptroller	27,195	6,808	-	-	34,002
Department of Revenue Services	48,432	5,361	-	-	53,793
Office of Governmental Accountability	-	3	2,377	-	2,381
Elections Enforcement Commission	-	-	3,453	-	3,453
Office of State Ethics	-	-	1,816	-	1,816
Freedom of Information Commission	-	-	1,983	-	1,983
Office of Policy and Management	17,816	1,757	482,977	-	502,550
Department of Veterans' Affairs	22,240	3,454	1,236	-	26,930
Department of Administrative Services	86,640	34,697	75,589	-	196,926
Attorney General	34,389	880	0	-	35,269
Division of Criminal Justice	47,962	4,250	3,467	-	55,679
Total General Government	294,581	60,924	578,942	-	934,446
Regulation and Protection					
Department of Emergency Services and Public Protection	169,750	31,002	12,313	-	213,066
Military Department	3,349	2,343	597	-	6,289
Department of Consumer Protection	13,734	1,188	0	-	14,922
Department of Labor	40,496	1,441	61,020	-	102,957
Commission on Human Rights and Opportunities	7,786	782	6	-	8,574
Total Regulation and Protection	235,115	36,756	73,936	-	345,808
Conservation and Development					
Department of Agriculture	4,237	4,593	1,457	-	10,287
Department of Energy and Environmental Protection	6,152	941	875	-	7,969
Department of Economic & Community Development	22,895	1,877	35,014	-	59,786
Department of Housing	1,926	214	110,555	-	112,695
Connecticut Agricultural Experiment Station	3	-	-	-	3
Department of Economic & Community Development	7,962	29,859	7,997	-	45,818
Total Conservation and Development	43,175	37,484	155,898	-	236,558
Health and Hospitals					
Department of Public Health	34,837	8,010	22,079	-	64,926
Office of Health Strategy	2,616	10	14,824	-	17,451
Office of the Chief Medical Examiner	8,203	1,654	21	21	9,900
Department of Developmental Services	211,080	19,600	366,538	-	597,218
Department of Mental Health & Addiction Services	230,047	44,290	430,952	-	705,289
Psychiatric Security Review Board	333	25	-	-	358
Total Health and Hospitals	487,116	73,589	834,414	21	1,395,142
Human Services					
Department of Social Services	150,181	170,667	4,620,849	-	4,941,696
Bureau of Rehabilitative Services	6,609	1,013	20,065	-	27,687
Total Human Services	156,790	171,680	4,640,914	-	4,969,383
Education, Museums, Libraries					
Department of Education	13,143	1,917	2,988,509	-	3,003,569
State Library	4,794	606	3,499	-	8,899
Office of Early Childhood	8,411	317	327,202	-	335,930
Office of Higher Education	1,700	482	35,866	-	38,048
University of Connecticut	254,204	-	400	-	254,604
University of Connecticut Health Center	190,408	-	421	-	190,829
Teachers' Retirement Board	1,964	394	1,599,512	-	1,601,870
Technical Colleges	163,387	26,928	-	-	190,315
Board of Regents for Higher Education	435,730	-	315	-	436,045
Total Education, Museums, Libraries	1,073,741	30,644	4,955,724	-	6,060,109

Corrections					
Department of Correction	461,662	86,031	175,009	-	722,702
Department of Children and Families	286,017	30,799	446,054	-	762,870
Total Corrections	<u>747,679</u>	<u>116,830</u>	<u>621,063</u>	-	<u>1,485,572</u>
Judicial					
Judicial Department	361,878	73,433	144,757	-	580,067
Public Defender Services Commission	48,057	1,560	17,524	-	67,140
Total Judicial	<u>409,935</u>	<u>74,993</u>	<u>162,281</u>	-	<u>647,207</u>
Non-Functional					
Adjudicated Claims	-	50,577	-	-	50,577
Unemployment Compensation	-	2,701	-	-	2,701
Higher Education Alternative Retirement System	-	13,490	-	-	13,490
Reserve for Salary Adjustment	-	0	-	-	0
Pension and Retirements - Other Statutory	-	2,052	-	-	2,052
Judges and Compensation Commissioners Retirement	-	32,533	-	-	32,533
Group Life Insurance	-	10,462	-	-	10,462
Employer Social Security Tax	-	248,985	-	-	248,985
State Employees Health Service Cost	-	716,535	-	-	716,535
Retired Employees Health Service Cost	-	737,679	-	-	737,679
Tuition Reimbursement - Training and Travel	-	5,344	-	-	5,344
Other Postemployment Benefits	-	84,071	-	-	84,071
Death Benefits for State Employees	-	0	13	-	13
Workers' Compensation Claims	6,605	68	20,846	-	27,520
Debt Service	-	432	1,979,349	34	1,979,815
Uconn 2000 Debt Service	-	52	216,137	-	216,189
CHEFA Day Care Security	-	3,668	-	-	3,668
Pension Obligation Bonds	-	306,681	-	-	306,681
SERS Defined Contribution Match	-	10,980	-	-	10,980
State Employees Retirement-Normal Cost	-	167,612	-	-	167,612
State Employees Retirement-UAL	-	1,400,200	-	-	1,400,200
Workers Comp Claims - Uconn	-	2,888	-	-	2,888
Workers Comp Claims - UCHC	-	3,087	-	-	3,087
Workers Comp Claims - CSCU	-	3,065	-	-	3,065
Workers Comp Claims - DCF	-	7,632	-	-	7,632
Workers Comp Claims - DMAS	-	18,163	-	-	18,163
Workers Comp Claims - DESPP	-	2,855	-	-	2,855
Workers Comp Claims - DDS	-	13,791	-	-	13,791
Workers Comp Claims - DOC	-	38,041	-	-	38,041
CT Premium Pay	-	0	110,386	-	110,386
Municipal Restructuring	-	54,098	-	-	54,098
Nonfunctional - Change To Accruals	(150,163)	(79,965)	-	(418)	(230,546)
Total Nonfunctional	<u>(143,558)</u>	<u>3,857,777</u>	<u>2,326,731</u>	<u>(384)</u>	<u>6,040,567</u>
Total Budgeted Appropriations-General Fund	3,367,690	4,478,194	14,352,783	234	22,198,901
Federal and Other Grants-General	594,156	1,308,268	9,206,798	18,221	11,127,443
Federal and Other Grants-Transportation	83,056	574,862	73,995	389,384	1,121,296
Special Revenue Funds	2,903,490	1,569,451	1,133,311	67,205	5,673,457
Debt Service Funds	-	420,481	433,724	0	854,205
Capital Projects Funds	71,836	380,590	456,465	688,249	1,597,139
Internal Service Funds	12,710	24,784	1,127	26,855	65,475
Enterprise Funds	298,263	542,468	30,960	0	871,691
Nonfunctional - Change To Accruals:	-	-	-	-	-
Budgeted Special Revenue Funds	(35,424)	(8,736)	-	(63)	(44,222)
Totals	<u>7,295,777</u>	<u>9,290,362</u>	<u>25,689,163</u>	<u>1,190,085</u>	<u>43,465,385</u>

Note: Total expenditures are net of interfund transfers.

SCHEDULE J**INVENTORIES CLASSIFIED BY OBJECT**

(In Thousands)

	2019	2020	2021	2022
Land	\$ 755,967	\$ 774,818	\$ 787,783	\$ 800,926
Site Improvements	1,121,312	1,187,249	\$ 1,244,506	\$ 1,210,413
Buildings	11,019,137	11,622,624	\$ 11,789,537	\$ 12,025,447
Furnishings and Equipment	3,851,286	3,893,882	\$ 3,899,136	\$ 4,295,953
Paintings	589,761	454,691	\$ 428,954	\$ 448,007
Stores and Supplies	70,985	76,106	\$ 88,033	\$ 82,961
Other Property Not Owned By State	2,853	2,835	\$ 2,845	\$ 30,430
Totals	\$ 17,411,301	\$ 18,012,205	\$ 18,240,794	\$ 18,894,137

SCHEDULE K**VALUATION OF PROPERTY AS OF JUNE 30, 2022**

(In Thousands)

	REAL PROPERTY	PERSONAL PROPERTY	TOTALS
	-	-	-
Legislative Management	\$ 159,034	\$ 36,007	\$ 195,041
Auditors of Public Accounts	-	97	\$ 97
Governor's Office	-	130	\$ 130
Secretary of State	-	1,237	\$ 1,237
Lieutenant Governor's Office	-	6	\$ 6
State Treasurer	-	400	\$ 400
State Comptroller	-	116,097	\$ 116,097
Department of Revenue Services	-	11,972	\$ 11,972
Division of Special Revenue	-	1,683	\$ 1,683
Office of Policy and Management	302,793	7,320	\$ 310,114
Department of Veterans Affairs	46,664	6,886	\$ 53,549
Department of Administrative Services	424,760	275,041	\$ 699,802
Attorney General	-	1,503	\$ 1,503
Division of Criminal Justice	5,768	5,440	\$ 11,208
Office of Governmental Accountability	-	482	\$ 482
Department of Public Safety	81,140	240,835	\$ 321,975
Department of Motor Vehicles	17,718	27,030	\$ 44,748
Military Department	301,922	10,711	\$ 312,632
Department of Banking	-	366	\$ 366
Department of Insurance	-	6,049	\$ 6,049
Connecticut Siting Council	-	167	\$ 167
Office of Consumer Counsel	-	87	\$ 87
Department of Public Utility Control	14	1,068	\$ 1,082
Department of Consumer Protection	-	1,157	\$ 1,157
Department of Labor	12,114	15,039	\$ 27,153
Department of Construction Services	-	244	\$ 244
Commission on Human Rights and Opportunities	-	332	\$ 332
Workers' Compensation Commission	32	5,878	\$ 5,910
Department of Agriculture	87,303	928	\$ 88,230

VALUATION OF PROPERTY AS OF JUNE 30, 2022

(In Thousands)

Department of Environmental Protection	549,514	58,159	\$	607,673
Department of Economic and Community Development	1,948	6,234	\$	8,182
Connecticut Agricultural Experiment Station	23,111	14,445	\$	37,557
Department of Public Health	-	34,572	\$	34,572
Office of the Medical Examiner	-	1,578	\$	1,578
Department of Mental Retardation	105,050	10,582	\$	115,632
Department of Mental Health and Addiction Services	158,291	14,053	\$	172,344
Department of Housing	153	45	\$	198
Connecticut Port Authority	-	-	\$	-
Office of Health Strategy	-	22	\$	22
Department of Transportation	1,487,563	1,574,769	\$	3,062,332
Department of Social Services	919	24,906	\$	25,826
State Department on Aging	-	-	\$	-
State Department of Rehabilitative Services	-	3,322	\$	3,322
Soldiers, Sailors and Marines Fund	-	69	\$	69
Office of Early Childhood	-	42	\$	42
Department of Education	1,014,898	85,992	\$	1,100,890
State Library	2,060	217,738	\$	219,798
Department of Higher Education	-	172	\$	172
University of Connecticut	4,840,550	1,358,605	\$	6,199,156
Charter Oak College	2,314	2,691	\$	5,006
Teachers Retirement Board	-	1,307	\$	1,307
Regional Community-Technical Colleges	931,795	127,715	\$	1,059,509
State University	2,140,033	175,191	\$	2,315,223
Department of Correction	717,078	93,341	\$	810,419
Department of Children and Families	107,012	188,489	\$	295,501
Judicial Department	514,277	85,428	\$	599,705
Probate Court Administration	956	1,464	\$	2,420
Public Defender Services Commission	-	2,227	\$	2,227
Totals	\$ 14,036,784	\$ 4,857,350	\$	18,894,134

STATE OF CONNECTICUT

OFFICE OF THE STATE COMPTROLLER ORGANIZATION

Sean Scanlon
State Comptroller

Tara Downes
Deputy Comptroller

ACCOUNTS PAYABLE DIVISION

Elizabeth Macha
Director

RETIREMENT SERVICES DIVISION

John Herrington
Director

HEALTHCARE POLICY & BENEFIT DIVISION

Joshua Wojcik
Director

PAYROLL SERVICES DIVISION

Mark Bissoni
Director

BUDGET AND FISCAL ANALYSIS DIVISION

Michael Delaney
Director

Rebecca Salerno
Assistant Director

Carolyn Mercier
Assistant Director

Marie Rosales
Fiscal Administrative Manager 1

Yvette Jenkins
Brian Connery
Yvonne Pierzchalski
Lauren Baah
Anne Akerele
Erik Wright
Eric Nguyen
Lucky Sagay
Thomas Rice
Claudia Martin
Robert Walsh
Charlotte Moller
Richard Esten
Steven Cosgrove
Christine Kurpiewski
Tanisha Joshua
Heidi Badorek